

# PRODUCT DATASHEET

## ENDURA STYLE Ellipse 900 13 W DG

ENDURA® STYLE ELLIPSE | Decorative and very bright luminaires



---

### Areas of application

- Outdoor use (IP44)
- Gardens, balconies and other outdoor areas
- Building facades
- Pathway lighting
- Driveways

---

### Product benefits

- Energy-efficient thanks to LED technology
- Easy and quick installation

---

### Product features

- Very bright and functional outdoor LED luminaires
- Die-cast aluminum housing
- Available as wall and bollard luminaires



## TECHNICAL DATA

### Electrical data

Nominal wattage	12.50 W
Nominal voltage	220...240 V
Mains frequency	50...60 Hz
Nominal current	70 mA
Power factor $\lambda$	> 0.5
Protection class	I
Operating mode	Mains voltage

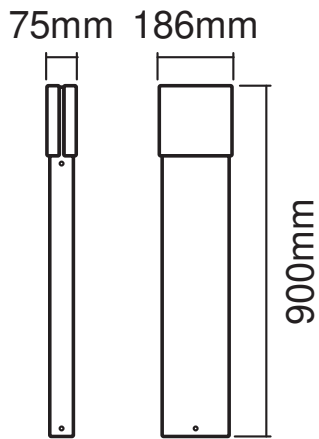
### Photometrical data

Luminous flux	950 lm
Total luminous flux of contained light sources	1400 lm
Luminous efficacy	76 lm/W
Color temperature	3000 K
Light color (designation)	Warm White
Color rendering index Ra	> 80
Standard deviation of color matching	$\leq 6$ sdc <sub>m</sub>
Beam angle	122 °

### Dimensions & Weight

Length	75.00 mm
Width	186.00 mm
Height	900.00 mm
Product weight	3500.00 g





### Materials & Colors

Product color	Dark gray
Housing color	Dark gray
Body material	Aluminum
Cover material	Polycarbonate (PC)
Mercury content	0.0 mg

### Application & Mounting

Ambient temperature range	-20...+40 °C
Temperature range at storage	-20...+85 °C
Type of connection	Screw terminal
Type of protection	IP44
Dimmable	No
Mounting type	Surface
Mounting location	Wall
Application environment	Outdoor
LED module replaceable	Not replaceable

### Lifespan

Number of switching cycles	15000
----------------------------	-------

### Certificates & Standards





Standards	CE / EAC / REACH / RoHS
-----------	-------------------------



## EQUIPMENT / ACCESSORIES

- Complete mounting and connecting accessories included

## DOWNLOAD DATA

DOWNLOAD DATA	
	User instruction
	Tender documents
	Declarations of conformity
	Packaging insert

## LOGISTICAL DATA

Product code	Packaging unit (Pieces/Unit)	Dimensions (length x width x height)	Gross weight	Volume
4058075205123	Shipping box 2	205 mm x 185 mm x 940 mm	7710.00 g	35.65 dm <sup>3</sup>

The mentioned product code describes the smallest quantity unit which can be ordered. One shipping unit can contain one or more single products. When placing an order, for the quantity please enter single or multiples of a shipping unit.

## DISCLAIMER

Subject to change without notice. Errors and omission excepted. Always make sure to use the most recent release.

