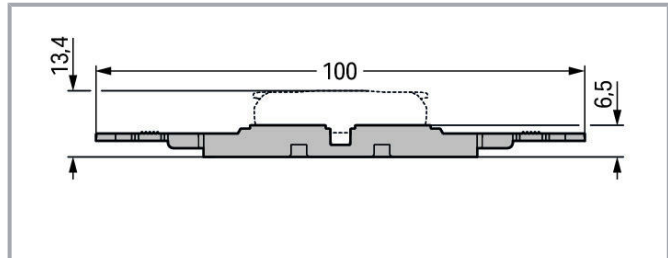


Data sheet | Item number: 221-2503 **NEW**

Mounting carrier with strain relief; 3-way; for inline splicing connector with lever; for screw mounting; gray




www.wago.com/221-2503



Subject to changes. Please also observe the further product documentation!

WAGO Kontakttechnik GmbH & Co. KG
Hansastr. 27
32423 Minden
Phone: +49571 887-0 | Fax: +49571 887-169
Email: info.de@wago.com | Web: www.wago.com

Do you have any questions about our products?
We are always happy to take your call at +49 (571) 887-44222.



Data

Physical data

Width	29.8 mm / 1.173 inch
Height from the surface	6.5 mm / 0.256 inch
Depth	100 mm / 3.937 inch

Material data

Color	gray
Weight	5.9 g

Commercial data

Packaging type	box
Country of origin	CN
GTIN	4055144066760
Customs tariff number	39269097900

Optional accessories

Marking accessories


Item no.: 210-334

Subject to changes. Please also observe the further product documentation!

WAGO Kontakttechnik GmbH & Co. KG
Hansastr. 27
32423 Minden
Phone: +49571 887-0 | Fax: +49571 887-169
Email: info.de@wago.com | Web: www.wago.com


Do you have any questions about our products?
We are always happy to take your call at +49 (571) 887-44222.




 Marking strips; as a DIN A4 sheet; Strip width 5 mm; Strip length 182 mm; plain; Self-adhesive; white www.wago.com/210-334

Mounting

 **Item no.: 209-119**
Fixing screw; for 209-120 mounting carrier www.wago.com/209-119

 **Item no.: 209-120**
Mounting foot; can be snapped on terminal blocks with snap-in mounting foot; for mounting on relay-modules; 6.4 mm wide; gray www.wago.com/209-120

 **Item no.: 209-123**
Mounting foot with screw; can be screwed on terminal blocks with fixing flange; 6.4 mm wide; gray www.wago.com/209-123

Downloads

Documentation

Additional Information

Technical explanations 2019 Apr 3 pdf Download
2.2 MB

CAD/CAE-Data

CAD data

2D/3D Models 221-2503 URL Download

CAE data

ZUKEN Portal 221-2503 URL Download

Environmental Product Compliance


Compliance Search

Environmental Product Compliance 221-2503 URL Download
 Mounting carrier with strain relief; 3-way; for inline splicing connector with lever; for screw mounting; gray


Installation Notes

Installation


Subject to changes. Please also observe the further product documentation!



Place the inline splicing connector on the carrier in front of the mounting position.



Push the connector to the center position until it snaps into place.




Mounting carrier without strain relief – snapped onto DIN-rail



Various combinations of 1- to 5-connector mounting carriers are possible via side-by-side latching mechanism.

Strain relief



3-pole mounting carrier with strain relief

Subject to changes. Please also observe the further product documentation!