

PRODUCT DATASHEET

DP COMP 1500 V 50W 840 IP66 PS

DAMP PROOF COMPACT GEN 2 | Modern damp-proof luminaires with lumen-switchable versions

Areas of application

- Industrial and storage facilities
- Car parks and underpasses
- Garages
- Workshops, assembly lines



Product benefits

- Highly versatile due to available power select versions that allow 2 different lumen packages
- Easy installation as mounting brackets can be positioned freely on the luminaire
- Easy access to electrical terminal thanks to end caps with twist and lock mechanism
- Tool-free electrical connection due to push button connector
- Evenly distributed light
- 5 years guarantee

Product features

- Power select option available to select between 2 lumen packages
- Lifetime (L80/B10): up to 50,000 h (at 25 °C)
- High luminous efficacy: up to 123 lm/W
- Polycarbonate housing IP66 and IK08
- Beam angle: 120°

TECHNICAL DATA

Electrical data

Nominal wattage	50.00 W ¹⁾
Nominal voltage	220...240 V
Mains frequency	50...60 Hz
Nominal current	228.000 mA ¹⁾
Inrush current	35.2 A
Inrush current time T _{h50}	4.48 µs
Max. no. of lum. on circuit break. B16 A	33
Max. no. of lum. on circuit break. C10 A	27
Max. no. of lum. on circuit break. C16 A	44
Power factor λ	> 0.90
Total harmonic distortion	< 20 %
Protection class	II
Operating mode	Integrated LED driver

¹⁾ For possible options refer to lumen/power table image

Photometrical data

Luminous flux	6100 lm ¹⁾
Luminous efficacy	123 lm/W ¹⁾
Color temperature	4000 K
Light color (designation)	Cool White
Color rendering index Ra	≥ 80
Standard deviation of color matching	5 sdcn
Low flicker	Yes
Flickering metric (Pst LM)	≤ 1
Stroboscope effect metric (SVM)	≤ 0.4
Photobiological safety group acc. to EN62778	RG0
Beam angle	120 °

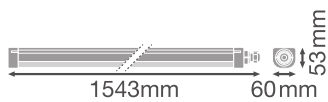
¹⁾ For possible options refer to lumen/power table image

LDC typ cone

LDC typ polar

Dimensions & Weight

Length	1543.00 mm
Width	60.00 mm
Height	53.00 mm
Product weight	860.00 g



Materials & Colors

Product color	White
Housing color	White
Body material	Polycarbonate (PC)
Cover material	Polycarbonate (PC)
Light emitting surface material	Polycarbonate (PC)
Glow Wire Test according to IEC 60695-2-12	850 °C
Mercury content	0.0 mg

Application & Mounting

Ambient temperature range	-20...+45 °C
Temperature range at storage	-40...+80 °C
Type of connection	Screwless terminal, 3-Pole
Type of protection	IP66
Protection class IK (shock resistance)	IK08
Dimmable	Yes
Type of dimming	DIP SWITCH
Mounting type	Surface/Suspended
Mounting location	Wall / Ceiling
Application environment	Indoor
Adjustable	No
LED module replaceable	Not replaceable
With light source	Yes

Lifespan

Lifespan L70/B50 at 25 °C	75000 h
Lifespan L80/B10 at 25 °C	50000 h
Lifespan L90/B10 at 25 °C	25000 h
Number of switching cycles	100000

Control gear

Output current	570 mA
ECG - Output ripple current	< 20 %

Certificates & Standards

Standards	CE / CB / TÜV SÜD / UKCA / EAC
Luminaire with limited surface temperature, "D sign"	Yes
Ball shot safe	No








Additional product data

Product remark	Available from September 2022
----------------	-------------------------------

EQUIPMENT / ACCESSORIES

- Stainless steel clamps with safety screws included
- Mounting accessories included (suspension kit, theft protection kit)

DOWNLOAD DATA

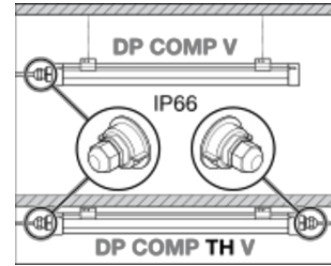
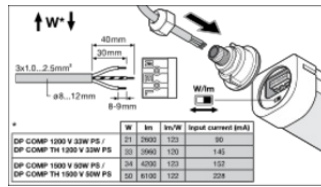
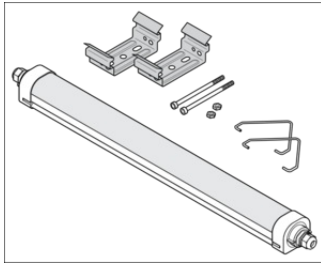
DOWNLOAD DATA	
	User instruction
	Addon Technical Information
	IES file (IES)
	LDT file (Eulumdat)
	R3D file (Relux 3D Model)
	M3D file (3D Model)
	UGR file (UGR table)

LOGISTICAL DATA

Product code	Packaging unit (Pieces/Unit)	Dimensions (length x width x height)	Gross weight	Volume
4058075740891	Folding box 1	60 mm x 1,572 mm x 67 mm	1126.00 g	6.32 dm ³
4058075740907	Shipping box 6	1,600 mm x 195 mm x 145 mm	7825.00 g	45.24 dm ³

The mentioned product code describes the smallest quantity unit which can be ordered. One shipping unit can contain one or more single products. When placing an order, for the quantity please enter single or multiples of a shipping unit.

ADDITIONAL CATALOG INFORMATION



	W	lm	lm/W	Input current (mA)
DP COMP 1200 V 33W PS / DP COMP TH 1200 V 33W PS	21	2600	123	90
DP COMP 1500 V 50W PS / DP COMP TH 1500 V 50W PS	33	3960	120	145
DP COMP 1500 V 50W PS / DP COMP TH 1500 V 50W PS	34	4200	123	152
DP COMP 1500 V 50W PS / DP COMP TH 1500 V 50W PS	50	6100	122	228

References / Links

- For Guarantee see www.ledvance.com/guarantee

DISCLAIMER

Subject to change without notice. Errors and omission excepted. Always make sure to use the most recent release.