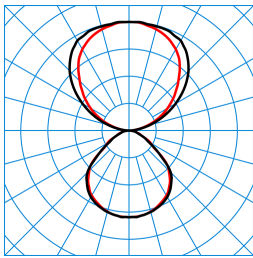


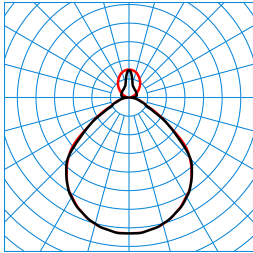
Product features and key data

Applications	Prestigious office lighting sales rooms exhibition rooms banks ticket halls educational rooms
Luminaire type	Versatile luminaire module for suspended and surface-mounted luminaires.
Light sources	LED system with angled LEDs positioned laterally to the light emission aperture and a chamber system for highly effective reflection and transfer of the light.
Mounting method	Suspension Surface-mounting
Luminaire optic	With highly efficient CDP microprisms.
Light Engine	Suspension mounting
Colour temperature	4000 K
Rated luminous flux	5400 lm
Connected load	41,00 W
Luminous efficacy	132 lm/W
Service life	L90 (25 °C) = 50.000 h
Colour rendering index	80
Colour tolerance	3 SDCM
Photobiological class	Group 1 - no risk
Luminaire colour	RAL9016 Traffic white
Luminaire body	Luminaire body of extruded aluminium profile. End caps of die-cast aluminium.
Electrical version	With electronic transformer, digitally dimmable (DALI).
DALI-2-Standard EN 62386	Yes
Connection method	Plug-in terminal
Touch-Dim-capable	Yes
Dimming range	5 - 100 %
Monitoring Ready	On request
Mains frequency	50/60 Hz
Mains voltage	220 - 240 V
Total harmonic distortion < %	14 %
Ingress Protection (IP) rating	IP20
Protection class	I
Impact resistance (IK)	IK03
Hot wire resistance	650 °C
Ambient temperature	25 °C
Max. Luminaires B10	12
Max. Luminaires B16	20
Max. Luminaires C10	20
Max. Luminaires C16	34
Net length	1.490 mm
Net width	240 mm
Net height	20 mm
Weight	4,1 kg

light distribution curve


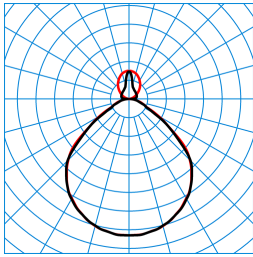
**LuceoS D/H2-L CDP 6500-840 01 (Pendant ZS/ZST)
TX194607** ■ C0 - C180
■ C90 - C270

UGR I = 13,4
 UGR q = 13,2
 DIN 5040: D43
 UTE: 0,40 D + 0,60 T
 DLOR: 40 %
 ULOR: 60 %
 CEN Flux Code: 55 86 97 40 100 47 79 96 60



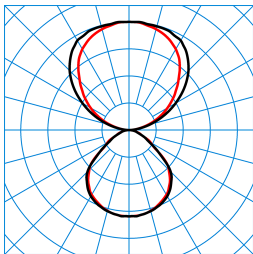
**LuceoS D/H2-L CDP 6500-840 01 (Ceiling D2 ZD/01)
TX194606** ■ C0 - C180
■ C90 - C270

UGR I = 18,9
 UGR q = 18,6
 DIN 5040: B52
 UTE: 0,85 D + 0,15 T
 DLOR: 85 %
 ULOR: 15 %
 CEN Flux Code: 57 89 98 85 100 41 68 88 15



**LuceoS D/H2-L CDP 6500-840 ETDD 01 (Ceiling D2 ZD/01+EB3)
TX277146** ■ C0 - C180
■ C90 - C270






UGR I = 18,9
 UGR q = 18,6
 DIN 5040: B52
 UTE: 0,85 D + 0,15 T
 DLOR: 85 %
 ULOR: 15 %
 CEN Flux Code: 57 89 98 85 100 41 68 88 15






















**LuceoS D/H2-L CDP 6500-840 ETDD 01 (Pendant ZS/ZST+EB3)
TX245960** ■ C0 - C180
■ C90 - C270

UGR I = 13,4
 UGR q = 13,2
 DIN 5040: D43
 UTE: 0,40 D + 0,60 T
 DLOR: 40 %
 ULOR: 60 %
 CEN Flux Code: 55 86 97 40 100 47 79 96 60

Available accessories

Material	Description
 ZAA/01 4601700	Ceiling rose, round. Colour white.
 ZAA/03 4601800	Ceiling rose, round. Colour silver-grey.
 ZAE/01 515 4691700	Ceiling rose for connection of the 5-pole mains cable in case of ceiling outlets. Square, white.
 ZAE/03 515 4691800	Ceiling rose for connection of the 5-pole mains cable in case of ceiling outlets. Square, silver-grey.
 ZAR/01 7002300	Ceiling rose, square, white.

	ZAR/03 7002400	Ceiling rose, square, silver grey.
	ZAR+LLWC 01 7002500	Ceiling rose, square, white. With integrated light management component: LiveLink WLAN-Controller.
	LuceoS H ZKS PW/5/1000/01 7018400	Connection end cap for suspended luminaires, 5-pole version. With transparent connection cable. Length of connection cable: 1000 mm.
	LuceoS H ZKS PW/5/2000/01 7018600	Connection end cap for suspended luminaires, 5-pole version. With transparent connection cable. Length of connection cable: 2000 mm.
	LuceoS H ZKS 01 7018800	Standard end cap for suspended luminaires.
	LuceoS H ZKS 01 +LLWS 7019000	End cap for suspended luminaires with LiveLink application. With integrated LiveLink sensor for connecting to a LiveLink control unit, for daylight-dependent control and presence detection.
	LuceoS H ZLK/5/01 7019200	Standard coupler without supplementary function to connect suspended continuous line luminaires. For electrical and mechanical luminaire connection. Connection plug included in scope of supply.
	LuceoS H ZLK B/5/01 +LLWS 7019400	Coupler with LiveLink sensor unit for connecting suspended continuous line luminaires. With integrated LiveLink sensor for connecting to a LiveLink control unit, for daylight-dependent control and presence detection.
	LuceoS H ZS/2000 7019600	Wire suspension for suspension lengths to: 2000 mm.
	LuceoS / Creavo H ZST/2000 7019700	Y wire suspension for suspension lengths to: 2000 mm.
	LuceoS H ZLK B/5/01 7093400	Mechanical and electrical connector for structuring a suspended continuous line.
	LuceoS H ZKP 01 7156200	Node for suspended continuous line applications. With plug system on the side for electrical connection. The suspension for a node-luminaire combination is mounted on the luminaire body and must be ordered separately.
	LuceoS H ZKK IN/5/01 7156400	Node point coupling for connection of a luminaire to a node. With plug system on the side for electrical connection. With 5-core through-wiring, 1.5 mm ² . Type IN for use with direction of electric current from the luminaire to the node.
	LuceoS H ZKK OUT/5/01 7156500	Node point coupling for connection of a luminaire to a node. With plug system on the side for electrical connection. With 5-core through-wiring, 1.5 mm ² . Type OUT for use with direction of electric current from the node to the luminaire.
	LuceoS D2 ZD/01 7156900	Ceiling surface-mounting system for luminaires of the Luceo Slim series. A connection end cap is already included in the scope of supply of the ceiling surface-mounting system.
	LuceoS D ZKS 01 7169800	Standard end cap for surface-mounted ceiling luminaires.
	LuceoS D ZKS 01 +LLWS 7170000	End cap with LiveLink application for surface-mounted ceiling luminaires. With integrated LiveLink sensor for connecting to a LiveLink control unit, for daylight-dependent control and presence detection.
	LuceoS D2 ZLK/5/01 7170700	Mechanical and electrical connector for structuring a ceiling surface-mounted continuous line. With mounting plate for ceiling mounting of a continuous row luminaire. With 5-core through-wiring, 1.5 mm ² .
	LuceoS D2 ZLK B/5/01 +LLWS 7170800	Continuous line coupling for ceiling luminaires LuceoS D2. Mechanical and electrical connector for structuring a ceiling surface-mounted continuous line. Wide version. With integrated LiveLink sensor for connecting to a LiveLink control unit, for daylight-dependent control and presence detection. With 5-core through-wiring, 1.5 mm ² .
	LuceoS D2 ZLK B/5/01 7171000	Continuous line coupling for ceiling luminaires LuceoS D2. Mechanical and electrical connector for structuring a ceiling surface-mounted continuous line. Wide version. With 5-core through-wiring, 1.5 mm ² .

	LuceoS D ZKS 01 +LLWM 7677100	End cap with LiveLink application for surface-mounted ceiling luminaires. With integrated LiveLink WiFi control unit and LiveLink sensor for daylight-dependent control and presence detection as well as WLAN module for reliable commissioning and operation (WPA2 encryption).
	LuceoS D ZKS 01 +LLWC 7677300	End cap with LiveLink application for surface-mounted ceiling luminaires. With integrated LiveLink WiFi control unit for daylight-dependent control and presence detection as well as WLAN module for reliable commissioning and operation (WPA2 encryption).
	LuceoS H ZKS PW/5/1000/01 +EB3 7677500	Connection end cap for suspended luminaires, 5-pole version. In emergency light version with single battery system, nominal operation time 3 hours. With transparent connection cable. Length of connection cable: 1000 mm.
	LuceoS H ZLK B/5/1000/01 +EB3 7677700	Mechanical and electrical connector for structuring a suspended continuous line. In emergency light version with single battery system, nominal operation time 3 hours. With transparent connection cable. Length of connection cable: 1000 mm.
	LuceoS H ZKS 01 +LLWM 7678500	End cap for suspended luminaires with LiveLink application. With integrated LiveLink WiFi control unit and LiveLink sensor for daylight-dependent control and presence detection as well as WLAN module for reliable commissioning and operation (WPA2 encryption).
	LuceoS H ZKS 01 +LLWC 7678700	End cap for suspended luminaires with LiveLink application. With integrated LiveLink WiFi control unit for daylight-dependent control and presence detection as well as WLAN module for reliable commissioning and operation (WPA2 encryption).
	LuceoS H ZKS PW/5/2000/01 +EB3 7696200	Connection end cap for suspended luminaires, 5-pole version. In emergency light version with single battery system, nominal operation time 3 hours. With transparent connection cable. Length of connection cable: 2000 mm.
	LuceoS H ZLK B/5/2000/01 +EB3 7696400	Mechanical and electrical connector for structuring a suspended continuous line. In emergency light version with single battery system, nominal operation time 3 hours. With transparent connection cable. Length of connection cable: 2000 mm.
	LuceoS D2 ZLK B/5/01 +EB3 7716500	Continuous line coupling for ceiling luminaires LuceoS D2. Mechanical and electrical connector for structuring a ceiling surface-mounted continuous line. Wide version. In emergency light version with single battery system, nominal operation time 3 hours.
	LuceoS D ZKS 01 +CO2 7751400	Standard end cap for surface-mounted ceiling luminaires. With integrated carbon dioxide sensor for measuring the CO ² concentration in the ambient air and a 3-stage LED traffic light to indicate the air quality and the need for ventilation.
	LuceoS D2 ZLK B/5/01 +CO2 7751800	Continuous line coupling for ceiling luminaires LuceoS D2. Mechanical and electrical connector for structuring a ceiling surface-mounted continuous line. Wide version. With integrated carbon dioxide sensor for measuring the CO ² concentration in the ambient air and a 3-stage LED traffic light to indicate the air quality and the need for ventilation.
	LuceoS H ZKS 01 +CO2 7752000	Standard end cap for suspended luminaires. With integrated carbon dioxide sensor for measuring the CO ² concentration in the ambient air and a 3-stage LED traffic light to indicate the air quality and the need for ventilation.
	LuceoS H ZLK B/5/01 +CO2 7752400	Mechanical and electrical connector for structuring a suspended continuous line. With integrated carbon dioxide sensor for measuring the CO ² concentration in the ambient air and a 3-stage LED traffic light to indicate the air quality and the need for ventilation.
	LuceoS D2 ZD 01 +EB3 7754300	Surface-mounted ceiling system with integrated emergency inverter for luminaires of the series LuceoS D2... 01. Single battery system with a nominal operating time of 3 h.
	LuceoS D ZKS 01 +CAS 8419900	Standard end cap for surface-mounted ceiling luminaires. With integrated CASAMBI module for integration into a wirelessly controllable mesh network of up to 250 devices. The system is commissioned using the Casambi app (iOS and Android).
	LuceoS H ZKS 01 +CAS 8420200	Standard end cap for suspended luminaires. With integrated CASAMBI module for integration into a wirelessly controllable mesh network of up to 250 devices. The system is commissioned using the Casambi app (iOS and Android).
	LuceoS D ZKS 01 +CAS-S 8420400	Standard end cap for surface-mounted ceiling luminaires. With integrated CASAMBI module and presence and daylight sensor for integration into a wirelessly controllable mesh network of up to 250 devices. The system is commissioned using the Casambi app (iOS and Android).
	LuceoS H ZKS 01 +CAS-S 8420600	Standard end cap for suspended luminaires. With integrated CASAMBI module and presence and daylight sensor for integration into a wirelessly controllable mesh network of up to 250 devices. The system is commissioned using the Casambi app (iOS and Android).
	LuceoS H ZLK B/5/01 +CAS-S 8488000	Mechanical and electrical connector for structuring a suspended continuous line. With 5-core through-wiring, 1,5 mm ² .
	LuceoS H ZLK B/5/01 +CAS 8488300	Mechanical and electrical connector for structuring a suspended continuous line. With 5-core through-wiring, 1,5 mm ² .



LuceoS D2 ZLK B/5/01 +CAS-S
8488800

Mechanical and electrical connector for structuring a ceiling surface-mounted continuous line. With mounting plate for ceiling mounting of a continuous row luminaire. With 5-core through-wiring, 1.5 mm².



LuceoS D2 ZLK B/5/01 +CAS
8489000

Mechanical and electrical connector for structuring a ceiling surface-mounted continuous line. With mounting plate for ceiling mounting of a continuous row luminaire. With 5-core through-wiring, 1.5 mm².

Offer text

Versatile luminaire module for suspended and surface-mounted luminaires. In combination with accessories to be ordered separately, the modules are completed to form individual luminaires or continuous lines with continuous light emission surface for surface-mounted or suspended installation. In combination with the accessories to be ordered separately for the desired application, the module is suitable for suspended and surface-mounted installation. Suspended continuous line applications around corners is possible with node to be ordered separately. With highly efficient CDP microprisms. With direct and indirect light distribution in suspended-luminaire applications. Division of total light distribution (direct/indirect): 40% / 60%. In applications as a surface-mounted luminaire with predominantly direct light distribution with indirect component for ceiling illumination. Glare evaluation according to UGR rating (EN 12464-1) < 16. VDU workstation-compliant in accordance with 12464-1 Completely harmonious light effect due to homogeneously illuminated light emission. Luminaire luminous flux and light color fixed. LED system with angled LEDs positioned laterally to the light emission aperture and a chamber system for highly effective reflection and transfer of the light. Rated luminous flux in suspended luminaire application 6200 lm, Rated luminous flux in surface-mounted luminaire application 5400 lm, connected load 41,00 W, luminous efficiency of luminaire 132 lm/W. Light colour neutral white, correlated colour temperature (CCT) 4000 K, general colour rendering index (CRI) R_a > 80. Colour locus tolerance (initial MacAdam) ≤ 3 SDCM. Mean rated service life L90(t₀ 25 °C) = 50,000 h. Luminaire body of extruded aluminium profile. End caps of die-cast aluminium. Luminaire solvent-free powder-coated white (RAL 9016). Dimensions (L x W): 1490 mm x 240 mm, luminaire height 20 mm. Permissible ambient temperature (ta): -20 °C - +25 °C. Safety class (EN 61140): I, protection rating (DIN EN 60529): IP20, impact resistance level in accordance with IEC 62262: IK03, testing temperature of wire glow test in accordance with IEC 60695-2-11: 650 °C. Weight: 4,1 kg. Electrical connection is established by attaching the connection end cap. Independent electrical connection of assemblies. With electronic transformer, digitally dimmable (DALI). Control gear unit according to DALI-2 standard (EN 62386). Luminaire is switchable and dimmable by means of touch functionality via DALI control terminals (Touch DIM). The control gear unit is replaceable in accordance with the ecodesign requirements (VO (EU) 2019/2020). The luminaire can be equipped with the Monitoring Ready (MOR) functionality on request. The luminaire complies with the fundamental requirements of applicable EU regulations and product safety legislation and bears the CE symbol. The luminaire is also ENEC-certified by an independent testing authority.

Application notice in connection with use as surface-mounted ceiling luminaire

The basic accessories for combining the module for surface-mounting applications are the ceiling surface-mounting systems LuceoS D1 ZD/colour or LuceoS D2 ZD/colour. The ceiling installation system must be ordered separately. The scope of delivery of the surface-mounted ceiling system already includes a connection end cap; the second end cap must be ordered separately. In addition to standard end caps and continuous line connectors without supplementary functionality, these are also optionally available with sensor functions for connecting to the LiveLink light management system

Application notice in connection with use as suspended luminaire

Please order connection cable, end caps and wire suspensions separately. Connectors for use of the luminaire as continuous lines are available as an optional accessory. Ceiling junction boxes are available in various versions as optional accessories and must be ordered separately. In addition to standard end caps and continuous line connectors without supplementary functionality, these are also optionally available with sensor functions for connecting to the LiveLink light management system.

Further information can be found in the installation instructions.
Disassembly instructions (PDF) for the product available at: <https://www.trilux.com/EcoDesign>

EPREL - European Product Registry for Energy Labelling

Energy Efficiency Class	Model identifier
C	85401732-00