



# DALI 1Ch LED Dimmer

## Datasheet Control Gear

1-channel LED Dimmer (CV, DT6)



- Art. Nr. 89453826 (4A)
- Art. Nr. 86459556 (8A)
- Art. Nr. 86459572 (10A)
- Art. Nr. 89453829 (16A)

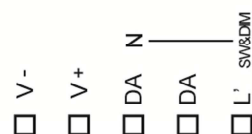
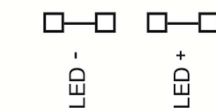
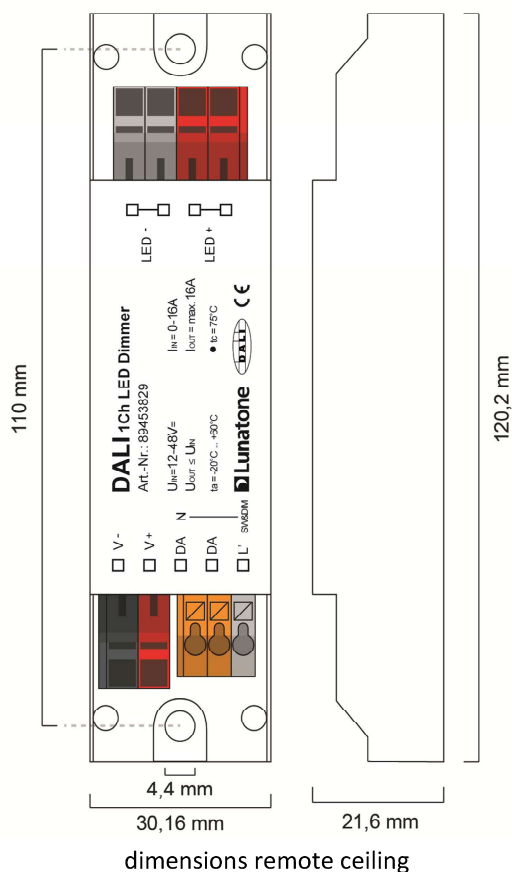
# DALI 1Ch LED Dimmer CV Control Gear

## Overview

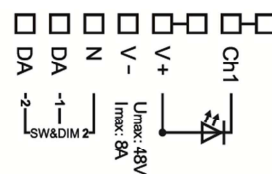
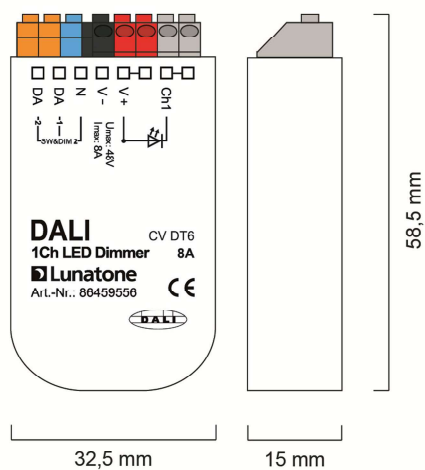
- 1 channel DALI LED-Dimmer
- suitable for constant voltage LED-modules
- the device can be controlled via 1 DALI address (DT6)
- **Sw&Dim or SwitchDim2**: 1 or 2 switch inputs offer control of light level control without DALI
- dimming range 0.1%-100%
- fixed 488Hz PWM (4A/10A/16A) or adjustable PWM-frequency (8A: 122Hz/244Hz/488Hz/976Hz)
- compact types for integration in luminaires or remote ceiling
- supply voltage type dependent of 12V to 28V DC or from 12V to 48V DC
- type dependent max. input currents of 4A, 8A, 10A or 16A
- low standby power consumption
- high efficiency
- configuration via PC-software DALI-Cockpit and DALI USB-interface
- user-friendly factory default settings

## Specification, Characteristics

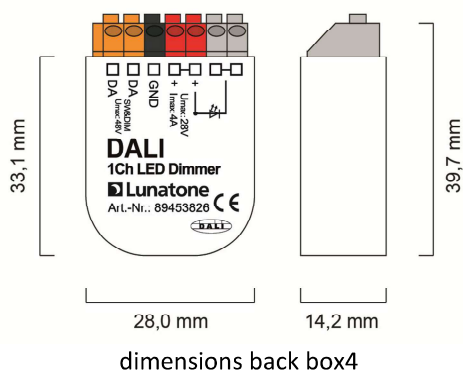
type	DALI 1Ch Led Dimmer CV			
article number	89453826	86459556	86459572	89453829
electrical data:				
supply voltage Vin	12V-28VDC	12VDC-48VDC		
maximum input current I <sub>inmax</sub>	4A	8A	10A	16A
control input	DALI Sw&Dim 48V	DALI SwitchDim2 (mains voltage)	DALI Sw&Dim (mains voltage)	
current consumption DALI	2mA			
number of DALI-addresses	1			
standby power consumption (12V)	120 mW			
technical data:				
power on behaviour	configurable via DALI: 0%-100% or last value			
ambient temperature	-20°C to +60°C			
expected lifetime (at T <sub>c</sub> ≤75°C)	>100000h			
protection class	IP20			
max. connecting wire cross section	1.5 mm <sup>2</sup>		2.5 mm <sup>2</sup> , DALI/Sw&Dim: 1.5 mm <sup>2</sup>	
dimensions (LxWxH)	40x28x14 mm	59x33x15 mm	120x30x22 mm	
housing/mounting	back box		remote ceiling	



connection plan remote ceiling



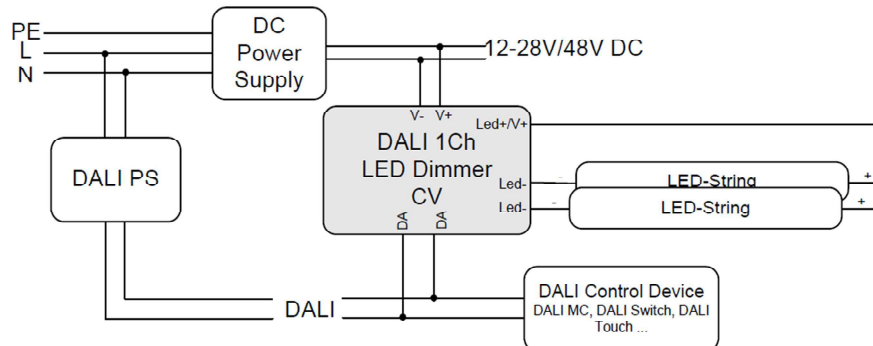
connection plan back box 8A



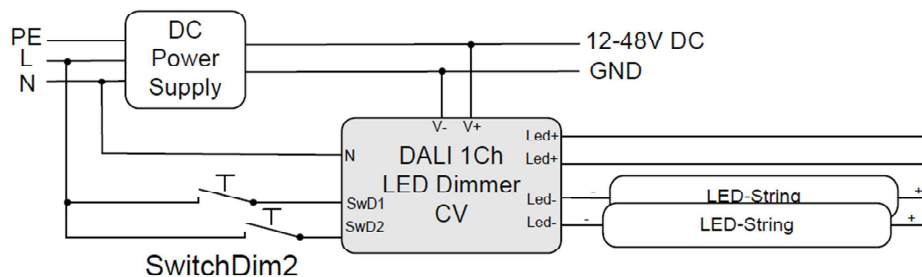
connection plan back box 4A

**RECOMMENDATION:** Care should be taken on keeping cable lengths between DC power supply and dimmer as well as between dimmer and luminaires (Led-Strings) as short as possible. This kind of installation will minimize the influence of voltage drops.

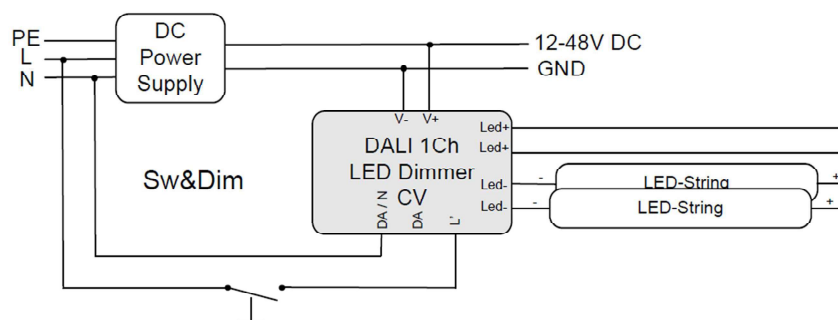
DALI:



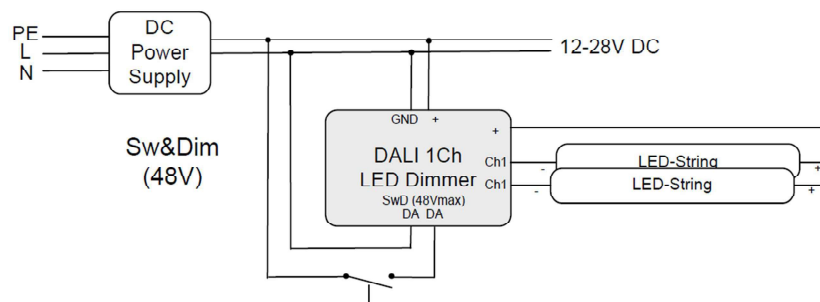
SwitchDim2 (8A type): SwD1 – Switch and Dim, SwD2 – scene selector



Sw&Dim (10A/16A types): – Switch and Dim



Sw&Dim 48V (4A type): – Switch and Dim



## DALI / Sw&Dim / SwitchDim2

The device can be controlled in different ways:

### DALI

In this operating mode the output is controlled by its DALI address (Device Type 6).

### SwitchDim

Alternatively the device can be controlled by one (Sw&Dim) or two switch inputs (SwitchDim2):

SwD1,Sw&Dim: light level  
                     short press: On/Off  
                     long press: dimming

SwD2: scene selector (short press)

Hint: forerunner types of the 10A/16A, which do not have inputs marked with L' and N, do not support Sw&Dim with mains voltage, only 48V DC may be used for SwD operation.

## Factory Default Settings

The types supporting Sw&Dim (4A/10A/16A) are delivered with DALI default values. An exception is the power on level that is set to MASK.

The 8A type with Switchdim2 support provides group control before the initial addressing.

Summary of the factory default settings for devices with SwitchDim2 support:

SwitchDim2	SwD1: light level SwD2: scene selector
Min Level	0.1%
PowerOn Level	MASK (last value)
Fade Time	2 (1s)
Fade Rate	5 (89.4 steps/s)
PWM-frequency	auto
Groups before initial addressing:	G0 – channel 0

## Purchase Order Information

ArtNr. 89453826: 1-channel LED Dimmer, CV, max. input current 4A, 12V-28V DC, back box

ArtNr. 86459556: 1-channel LED Dimmer, CV, max. input current 8A, 12V-48V DC, back box

ArtNr. 86459572: 1-channel LED Dimmer, CV, max. input current 10A, 12V-48V DC, remote ceiling & integration in luminaires

ArtNr. 89453829: 1-channel LED Dimmer, CV, max. input current 16A, 12V-48V DC, remote ceiling & integration in luminaires

## Additional Information and Equipment

DALI-Cockpit – free configuration tool from Lunatone for DALI systems

<http://lunatone.at/en/downloads/Lunatone-DALI-Cockpit.zip>

Lunatone DALI products

<http://www.lunatone.at/en/>

Lunatone datasheets and manuals

<http://lunatone.at/en/downloads/>

## Contact

Technical Support: [support@lunatone.com](mailto:support@lunatone.com)

Requests: [sales@lunatone.com](mailto:sales@lunatone.com)

[www.lunatone.com](http://www.lunatone.com)



## Disclaimer

Subject to change. Information provided without guarantee. The datasheet refers to the current delivery.

The compatibility with other devices must be tested in advance to the installation.