CUPOWER

ID ELSCB 100/230/500-2200 SKY NFC

Art.110755

Product features

- Built-in isolated adjustable power LED driver
- Flicker-free LED driver
- Current adjustment via NFC
- Output current 500…2200 mA
- Max. output power 100 W
- DC emergency
- Flicker-free, with a dimming range of 1...100% via Skylink.
- Current output default value 100%
- For luminaires with protection class I
- Packing unit programming: configure a large number of drivers in parallel via NFC
- The external antenna must be ordered separately
- 5 years warranty



Preliminary Version

Product specifications

110755 ID ELSCB 100/230/500-2200 SKY NFC

Output current	Input voltage	Output voltage	Efficiency @ full load	Current accuracy	Power factor	Dimension L x W x H (mm)
500...2200 mA	220…240 Vac 220…240 Vdc	15…54 Vdc	90.5%	± 5%	0.9 (Output Power >28 W @ 230 Vac 50 Hz)	405.0 x 29.5 x 16.0

Electrical specifications

Mains voltage supply

Rated input voltage range	220…240 Vac; performance range
Max. input voltage range	198...264 Vac; operational safety range
Rated frequency range	0/50/60 Hz
Performance / Operational safety	47...63 Hz
Max. input current	0.55 A @ 230 Vac & 0.55 A @ 230 Vdc

Battery operation

DC voltage range	220...240 Vdc; performance range
Max. DC voltage range	176…280 Vdc; operational safety range

Protection against voltage peaks

Withstand voltage	I/p-O/p: 3.75 kVac, < 5 mA 60 sec, I/p-FG: 1.5 kVac, < 5 mA 60 sec, O/p-FG:1.5 kVac, <5 mA 60 sec
Mains surge immunity	L-N 1 kV, L-FG 2 kV, N-FG 2 kV per IEC 61000-4-5

Hunan Xiezhen Electronics Co., Ltd.
Block A&B, Building 11, Innovation Park Linyi Road,
Bailutang Town Suxian District, Chenzhou, Hunan - China

CUPOWER Europe GmbH
Ahornweg 5a
58675 Hemer - Germany

Version: 20260314

www.cupower.com Errors excepted. We reserve the right to make alterations in the interest of improving our products.

Total harmonic distortion (THD)

At rated input voltage range @ full load	≤ 10%

Output data

Output current tolerance	± 5% at rated input voltage range
No load output voltage	≤ 60 Vdc
Ripple output current	5% (ripple = peak/average total 100 Hz)
Output PstLM	≤ 1 at full load @ rated input voltage
Output SVM	≤ 0.4 at full load @ rated input voltage
DC emergency level	Current output decreased to 15% (programmable)

Protection functions output side

Overvoltage protection	The output voltage is less than or equal to 60 V
Overpower protection	The output power is less than or equal to 115 W
Short circuit protection	Hiccup mode. Protection device will trigger when short circuit and will auto recover after the fault mode is removed

Dimming operation and interface

Dimming mode	BLE dimming
Dimming method	Amplitude dimming
Dimming range	1%...100%
Standby power consumption	< 0.4 W

Connection terminals

Connection terminal type	0° push in terminal
Wire cross section	Input wire: 0.5…1.5 mm² ; Output wire: 0.2...1.5 mm²
Wire stripping length	8…9 mm

Degree of protection

Protection rating	IP20

Operating data

Output current range	NFC control adjusts the current: 500…2200 mA
Default current	500 mA
Output voltage range	15…54 Vdc
Noise leve	< 20 dB, at full load @ 100 cm distance

Circuit breaker / Inrush current

MCB loading quantity	Inrush current Ipeak: 37.2 A			Inrush current Twidth: 295 µs	
	MCB type	B10	C10	B16	C16
	Units	9	15	15	25

Preliminary Version

Hunan Xiezhen Electronics Co., Ltd.
Block A&B, Building 11, Innovation Park Linyi Road,
Bailutang Town Suxian District, Chenzhou, Hunan - China

CUPOWER Europe GmbH
Ahornweg 5a
58675 Hemer - Germany

Version: 20260314

www.cupower.com

Errors excepted. We reserve the right to make alterations in the interest of improving our products.

Supplementary instructions

- The luminaire manufacturer is responsible for measuring and verifying the EMI compliance of the complete luminaire, as the level of radio interference will vary depending on the luminaire construction. Especially primary and secondary cable lengths and their routing may have a significant effect on radio interference.
- For the push DIM function, please follow our instructions, which can be downloaded from www.cupower.com.
- The recommended NFC communication distance：5…20 mm.

Environmental specifications

Operating temperature	-25…+55°C
Storage temperature	-40…+85°C
Working humidity	10%…90%
Store humidity	5%…90%
Lifetime	at Tc 85°C: 50,000 hrs; at Tc 75°C: 100,000 hrs; @ 230 Vac
Maximum Tc temperature	85°C

Safety & EMC compliance

ENEC+CE

CCC

SAA

Preliminary Version

Hunan Xiezhen Electronics Co., Ltd.
Block A&B, Building 11, Innovation Park Linyi Road,
Bailutang Town Suxian District, Chenzhou, Hunan - China

CUPOWER Europe GmbH
Ahornweg 5a
58675 Hemer - Germany

Version: 20260314

www.cupower.com Errors excepted. We reserve the right to make alterations in the interest of improving our products.

Accessories (Required) - SkyLink Antenna



Skylink	Black	White
IC EC BLE CH CS	168927	167685
IC EC BLE MM	168873	167739
IC EC BLE ML	168866	167746

CS = Casambi, MM = Mymesh, ML= Meshle

Dimensions	Length (mm)	Width (mm)	Height (mm)
Skylink casing	40	31	16
Wire	300	N/A	N/A

Preliminary Version

Accessories (Optional) - IP65 protection for Skylink Antenna

XZ-SKY IP W		XZ-SKY IP G		XZ-SKY IP B	
Art.	110267	Art.	110281	Art.	110274

This accessory is designed to meet the waterproof requirements of IP67.

Hunan Xiezhen Electronics Co., Ltd.
Block A&B, Building 11, Innovation Park Linyi Road,
Bailutang Town Suxian District, Chenzhou, Hunan - China

CUPOWER Europe GmbH
Ahornweg 5a
58675 Hemer - Germany

Version: 20260314

www.cupower.com

Errors excepted. We reserve the right to make alterations in the interest of improving our products.

Dimensions

Housing dimensions	
Length (L)	405.0 mm
Width (W)	29.5 mm
Height (H)	16.0 mm

For all dimensions: values in mm; tolerances: ± 0.5 mm

Packaging details	
Packing units	20 pcs
Carton size	426 x 128 x 102 mm
Carton weight	6.4 kg
Product weight	0.267kg

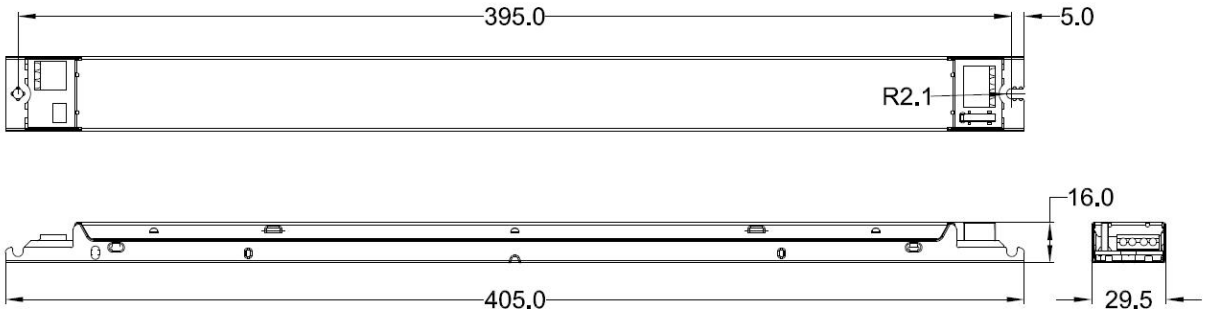

Preliminary Version

Wiring diagram



- All connections must be as short as possible to ensure good EMI performance.
- The luminaire wire should keep a certain distance from the LED power supply and other wires (5…10 cm is preferred).
- No secondary switches are allowed.
- Incorrect wiring can damage the LED.
- The wire must be well protected against short circuit.

Hunan Xiezhen Electronics Co., Ltd.
Block A&B, Building 11, Innovation Park Linyi Road,
Bailutang Town Suxian District, Chenzhou, Hunan - China

CUPOWER Europe GmbH
Ahornweg 5a
58675 Hemer - Germany

Version: 20260314

www.cupower.com

Errors excepted. We reserve the right to make alterations in the interest of improving our products.

Technical information

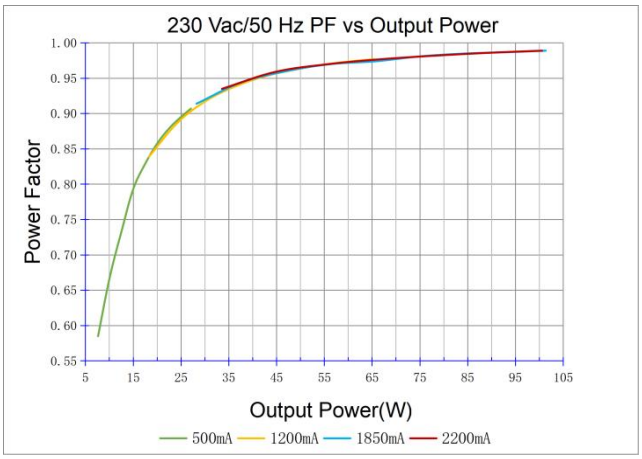

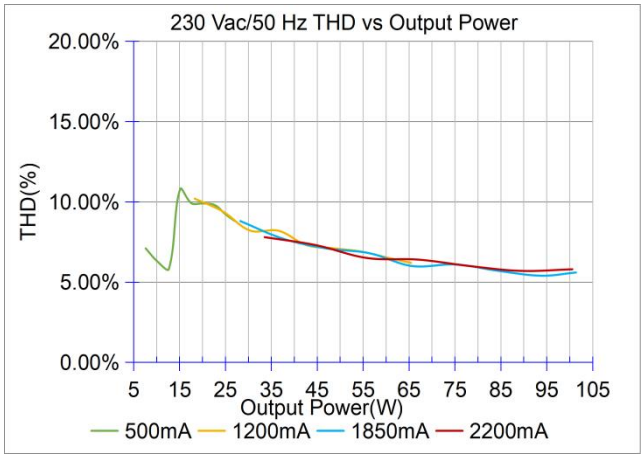

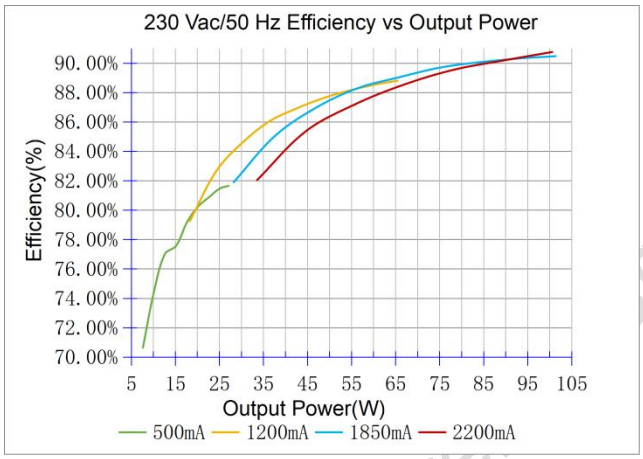

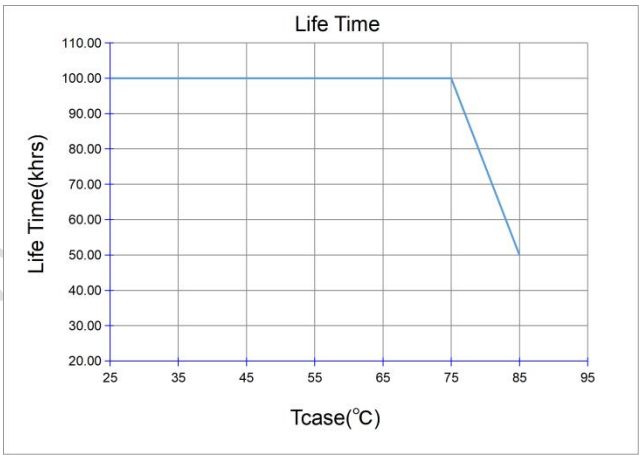

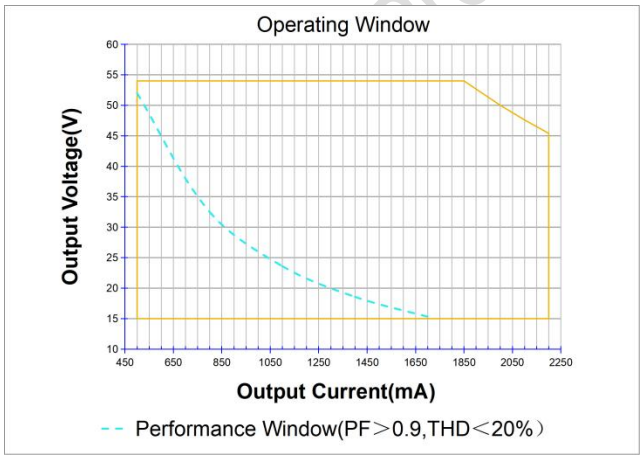

It's important to set the output current (AOC value) according to the LED voltage and make sure the power is within 100 W + 5%.

Example of AOC settings

V LED (Vdc)	AOC max	Pout (W)
54	500 mA	27
54	1000 mA	54
54	1850 mA	99.9
45.4	2200 mA	99.9

Hunan Xiezhen Electronics Co., Ltd.
Block A&B, Building 11, Innovation Park Linyi Road,
Bailutang Town Suxian District, Chenzhou, Hunan - China

CUPOWER Europe GmbH
Ahornweg 5a
58675 Hemer - Germany

Version: 20260314

www.cupower.com

Errors excepted. We reserve the right to make alterations in the interest of improving our products.