


## ID CCCB 28/230/150-700 DALI FV1

Stand alone type Dimmable adjustable output power LED driver
Support DALI-2, Push Dimming
Flicker free LED driver
Output current 150-700mA by DIP Switch adjust
Max. output power 28W
Constant lumen output(CLO)
For luminaires of protection class I,II
5-year warranty



ELECTRICAL SPECIFICATIONS					
Rated input voltage range:	220 ... 240 Vac				
Max. input voltage range:	176 ... 264 Vac				
DC voltage range :	176 ... 278 Vdc				
Rated frequency range:	0 / 50 / 60 Hz				
Max. input current:	0.25 A @ 230 Vac				
Total harmonic distortion (max.):	≤ 10 % at rated input voltage range @ full load				
Inrush current:	Cold start 50A (test twidth = 10μs at 50% Ipeak) @ 230Vac;				
MCB Loading Quantity:	MCB Type:	B10	C10	B16	C16
	Qty (PCS):	18	23	30	36
Output current tolerance:	± 5 % at rated input voltage range @ rated load				
No load output voltage:	≤ 59 Vdc				
Standby power consumption:	≤ 0.5W				
Ripple output current:	Peak-to-average value(≤ 3KHz) ≤ 4%				
Output PST:	≤1				
Output SVM:	≤0.4				
Dimming:	Dimming mode:	DALI-2, Push Dimming			
	Dimming current range:	1%~100%			
Withstand voltage:	I/P-O/P: 3.75 kVac, < 5 mA 60 sec				
Mains surge immunity:	L-N 1 kV				
Connection terminal type:	90° push in terminal				
Wire cross section:	Primary side: 0.5 - 1.5 mm <sup>2</sup> ; secondary side: 0.5 - 1.5 mm <sup>2</sup>				
Wire stripping length:	7 - 8 mm				
Protection rating:	IP 20				
Protection:	Over voltage protection:The output voltage is less than or equal to 59V				
	Short circuit protection: Hiccup mode. Protection device will trigger when short circuit and will auto recover after the fault mode is removed.				



### ELECTRICAL SPECIFICATIONS

Supplementary instruction:	The power supply is used in combination with the terminal equipment as a part of the whole lamp. Because the EMC performance is affected by LED lamps and wiring, the terminal is set In case the manufacturer needs to reconfirm the EMC of the whole device.
----------------------------	--

### ENVIRONMENTAL SPECIFICATIONS

Operating temperature:	-20 to 50° C
Storage temperature:	-40 to 80° C
Working humidity:	10 % to 90 %
Store humidity:	5 % to 90 %
Driver lifetime:	at Tc = 90° C: 50,000 hrs;
Maximum Tc temperature:	85° C

### PRODUCT SPECIFICATIONS

Model Number (Full Model)	Output Current	Input Voltage	Output Voltage	Efficiency @full load	Current Accuracy	Power Factor	Dimension L*W*H (mm)
ID CCCB 28/230/150-700 DALI FV1	150-450mA	220-240Vac	6-52VDC	85%	±5%	≥0.9	L97*W43*H30
	500-550mA		6-49VDC	86%			
	600mA		6-46VDC	86%			
	650mA		6-42VDC	86%			
	700mA		6-40VDC	87%			

### SAFETY AND EMC COMPLIANCE

ENEC+ CE	EN61347-2-13:2014/A1:2017	CCC	GB17625.1-2012	SAA	AS/NZS IEC 61347.2.13.2013
	EN 61347-1:2015		GB/T17743-2017		AS/NZS 61347.1:2016
	EN 62384:2006/A1:2009		GB/19510.1-2009		
	EN 55015:2013/A1:2015		GB19510.14-2009		
	EN61000-3-2:2014				
	EN61000-3-3:2013				
	EN61547:2009				



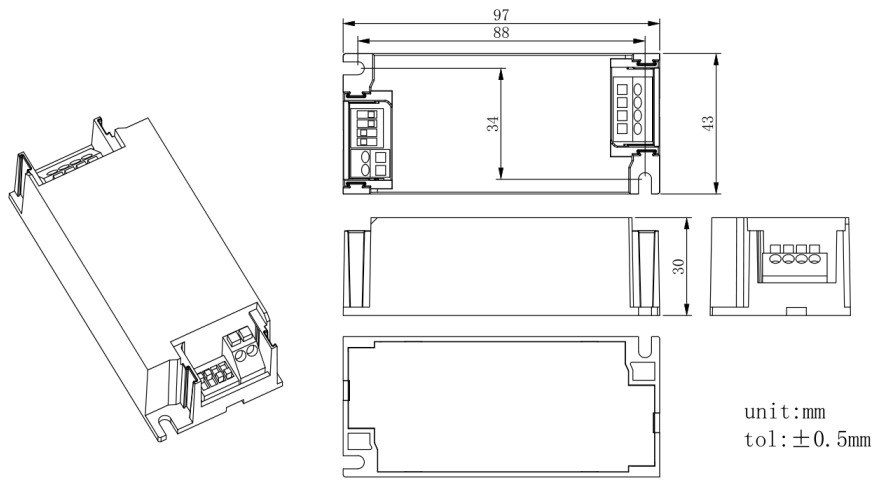
PHYSICAL DIMENSIONS	
Length (L):	97 mm
Width (W):	43 mm
Height (H):	30 mm

PACKAGING	
0.17 kg / unit	45 pcs / carton
Carton size:	303 x 225 x 150 mm
Carton weight:	5.5 kg

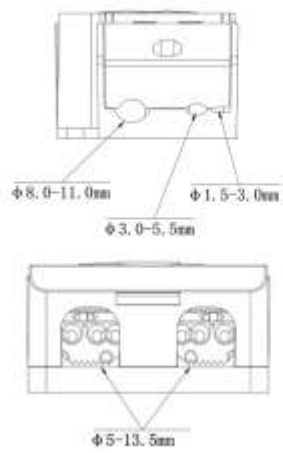
ADJUSTABLE OUTPUT CURRENT WITH DIP-SWITCH						
Vout	Pout	Iout	1	2	3	4
6-52Vdc	7.8W	150mA	-	-	-	-
6-52Vdc			-	-	-	ON
6-52Vdc			-	-	ON	-
6-52Vdc			-	-	ON	ON
6-52Vdc			-	-	ON	-
6-52Vdc	10.4W	200mA	-	ON	-	ON
6-52Vdc	13.0W	250mA	-	ON	ON	-
6-52Vdc	15.6W	300mA	-	ON	ON	ON
6-52Vdc	18.2W	350mA	ON	-	-	-
6-52Vdc	20.8W	400mA	ON	-	-	ON
6-52Vdc	23.4W	450mA	ON	-	ON	-
6-49Vdc	24.5W	500mA	ON	-	ON	ON
6-49Vdc	27.0W	550mA	ON	ON	-	-
6-46Vdc	27.6W	600mA	ON	ON	-	ON
6-44Vdc	27.3W	650mA	ON	ON	ON	-
6-42Vdc	28W	700mA	ON	ON	ON	ON

"ON" Indicates that DIP switch is on, "-" Indicates that DIP switch is off

### DIMENSIONS



### OPTIONAL ACCESSORIES



XZ-ID-A



XZ-ID-LOOP-A

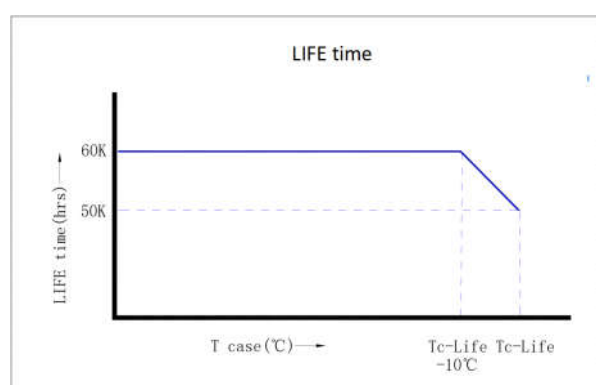
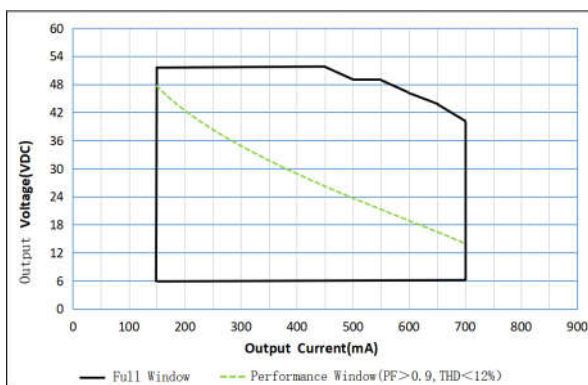
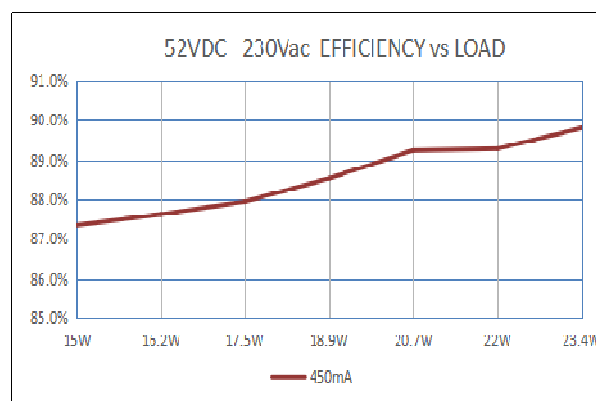
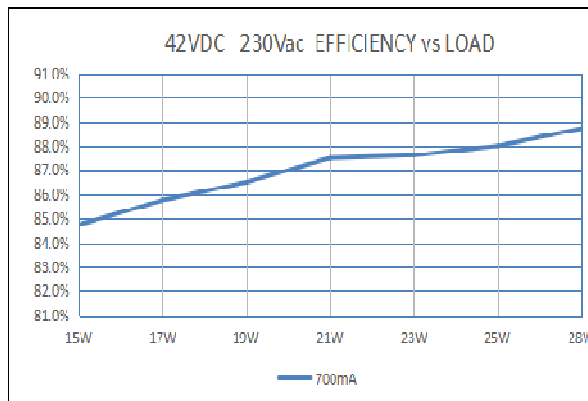
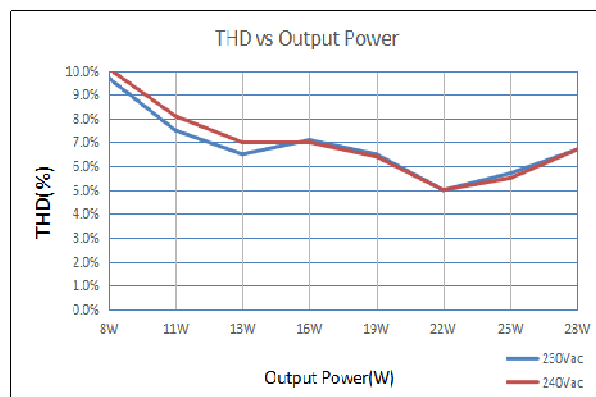
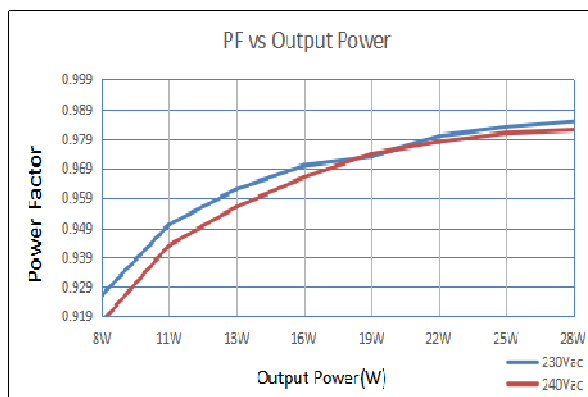
Dimensions(mm)	Length	Width	Height
XZ-ID-A	38	34	30
XZ-ID-LOOP-A	113.4	57.2	30
Driver incl:2*XZ-ID-A	143	43	30
Driver incl:1*XZ-ID-A,1*XZ-ID-LOOP-A	218.6	57.2	30

### WIRING DIAGRAM

1. All connections must be as short as possible to ensure good EMI performance.
2. The lamp wire should keep a certain distance from the LED power supply and other wires (5-10 cm is preferred).
3. Incorrect wiring can damage LED.
4. The wire must be well protected against short circuit.



### TECHNICAL INFORMATION



Hunan Xiezhen Electronics Co., Ltd.

Tel: +86-735-2653770  
Fax: +86-735-2653771

Add: Block A&B Building 11 Innovation Park Linyi Road, BaiLutang Town Suxian District, Chenzhou, Hunan, China.

Web: [www.cupower.com](http://www.cupower.com)

all rights reserved