

theLeda P24 AL

Article number: 1020944

Description

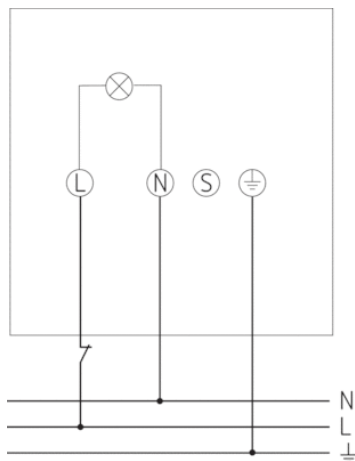
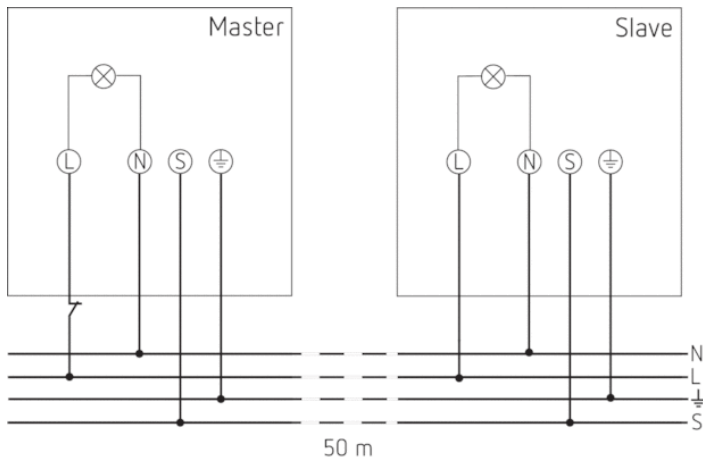
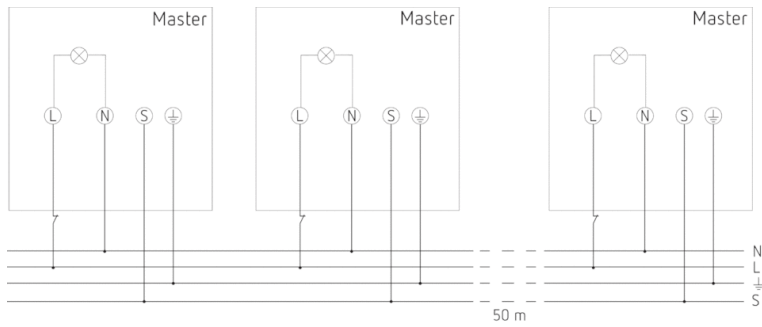
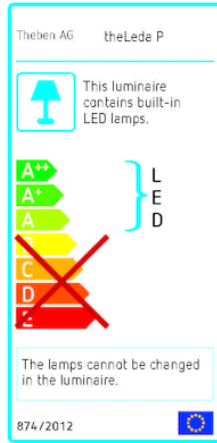


- LED spotlight with motion detector
- 20 W (2x900 lm), equivalent to 2x140 W Halogen spotlight
- Spotlight can be swivelled 30° backwards, 60° downwards
- Spacer and corner angle included in delivery
- Suitable for outdoor use
- Automatic lighting control based on presence and brightness
- 180° detection angle at a detection range of 12 m and creep under protection
- Diffused glare-free light with aura effect
- Functions teach-in, test, twilight switch, dimmable orientation light and night interruption adjustable
- Master/master switching
- Area limit via lens attachment
- Controls are place protected
- Remote controllable with optionally remote controls theSenda P and theSenda S
- Back side made of high-quality aluminum die-cast for an optimally cooling of the high-power LEDs

Technical data

Operating voltage	230 V AC
Frequency	50 – 60 Hz
Stand-by consumption	~0,4 W
Light measurement	Mixed light measurement
Colour	Aluminium
Switching output	Light
Installation type	Wall installation
Setting range brightness	5 – 800 lx or just presence dependent
LED output (lighting current)	20 W (2x900 lm)
Colour temperature	4000 K, neutral white
Detection angle	180°
Installation height	1,8 – 2,5 m
Light switch-off delay	10 s-20 min
Remote controlled	<input type="checkbox"/>
Ambient temperature	-25 °C ... +45 °C
Protection class	II
Type of protection	IP 55

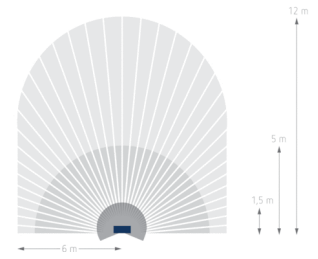
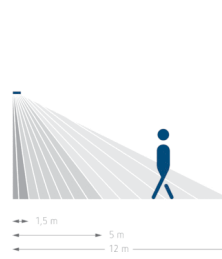
Connection example



Article number: 1020944

Detection range

Mounting height (A)	Head on to (r)	Diagonally (t)
2 m	5 m	12 m
2,5 m	4 m	10 m
3 m	4 m	8 m
3,5 m	4 m	6 m
4 m	2 m	4 m



Scale drawings

