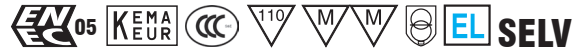


**Direct current electronic drivers**  
**Alimentatori elettronici in corrente continua**

Made in Europe 

**1.2**

constant  
**CURRENT**



Single current drivers - With PFC  
Alimentatori corrente singola - Con PFC



**Rated Voltage**  
**Tensione Nominale**  
220 ÷ 240 V

**Frequency**  
**Frequenza**  
50...60 Hz

**DC Operation range**  
**Tensione di utilizzo DC**  
176 ÷ 264 V

**Power**  
**Potenza**  
9 ÷ 25 W

**Output current ripple**  
± 20%<sup>(1)</sup>

**Reference Norms**  
**Norme di riferimento**  
EN 50172 (VDE0108)  
EN 55015  
EN 60335-1  
EN 61000-3-2  
EN 61000-3-3  
EN 61347-1  
EN 61347-2-13  
EN 61547  
EN 62384  
VDE 0710 T14

**Max. pcs for CB B16A**  
(see page info17)  
50 pcs

**In rush current**  
2A 50µsec

Article Articolo	Code Codice	P out W	V out DC	I out DC	V out max.	ta °C	tc °C	λ max. Power Factor	η max. Efficiency <sup>(1)</sup>
<b>DC 18W 350mA W HPF</b>	127132	18	25...51	350 mA cost.	59	-25... +45	70	0,98	> 89
<b>DC 16W 400mA W HPF</b>	127133	16	22...40	400 mA cost.	59	-25... +45	70	0,97	> 88
<b>DC 20W 500mA W HPF</b>	127134	20	22...40	500 mA cost.	59	-25... +45	70	0,98	> 89
<b>DC 25W 600mA W HPF</b>	127131	25	22...41,5	600 mA cost.	59	-25... +45	75	0,98	> 88
<b>DC 25W 700mA W HPF</b>	127130	25	15...36	700 mA cost.	48	-25... +45	75	0,98	> 88
<b>DC 23W 900mA W HPF<sup>(2)</sup></b>	127138	23	12...25	900 mA cost.	50	-25... +45	70	0,98	> 87
<b>DC 22W 1050mA W HPF</b>	127136	22	10...21	1,05 A cost.	35	-25... +45	70	0,98	> 86

<sup>(1)</sup> Referred to V<sub>in</sub> = 230 V, 100% load - Riferito a V<sub>in</sub> = 230 V, carico 100%

<sup>(2)</sup> Suitable for cree module LMH020

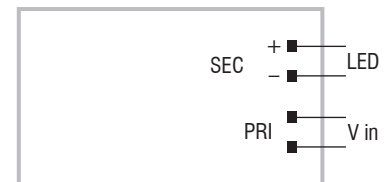
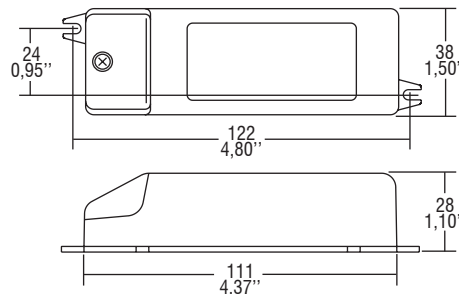
**NEW - NOVITÀ**



Weight - Peso:  
gr. 106 / 3,75 oz.  
Pcs - Pezzi 30

**Wiring diagram - Schema di collegamento**

(Max. LED distance on page info8 - Massima distanza LED a pagina info8)



**Features**

- IP20 independent driver, for indoor use.
- Class II protection against electric shock for direct or indirect contact.
- Current regulation ±7% including temperature variations.
- Supplied with terminal cover and cable retainer.
- Input and output terminal blocks on the same side (wire cross-section up to 2,5 mm<sup>2</sup> / AWG13).
- Single terminal block on primary and secondary circuits.
- Clamping screws on primary and secondary circuits for cables with diameter: min. 3 mm - max. 8 mm.
- Driver can be secured with slot for screws.
- Protections:
  - against overheating and short circuits;
  - against mains voltage spikes;
  - against overloads.

**Caratteristiche**

- Alimentatore indipendente IP20, per uso interno.
- Protetto in classe II contro le scosse elettriche per contatti diretti e indiretti.
- Corrente regolata ±7% incluse variazioni di temperatura.
- Fornito di coprimorsetto e serracavo.
- Morsetti di entrata e uscita sullo stesso lato (sezione cavo fino a 2,5 mm<sup>2</sup> / AWG13).
- Singola morsettiera su primario e secondario.
- Serracavo su primario e secondario per cavi di diametro: min. 3 mm - max. 8 mm.
- Fissaggio dell'alimentatore tramite asole per viti.
- Protezioni:
  - termica e cortocircuito;
  - contro le extra-tensioni di rete;
  - contro i sovraccarichi.

