

# PRODUCT DATASHEET

## ENDURA STYLE CRYSTAL Wall 4.5W

ENDURA STYLE CRYSTAL | Stainless steel wall luminaires and bollards with indirect illumination



### Areas of application

- Building facades
- Entrance lighting
- Patios, balconies

### Product benefits

- Easy and quick installation
- Energy-efficient thanks to LED technology

### Product features

- Bright and functional outdoor LED luminaires
- Available with and without motion sensor
- Stainless steel housing
- Type of protection: IP44



**TECHNICAL DATA**

**Electrical data**

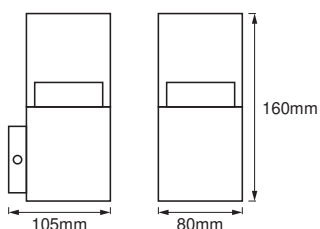
Nominal wattage	4.50 W
Nominal voltage	220...240 V
Mains frequency	50...60 Hz
Power factor $\lambda$	> 0.5
Protection class	I
Operating mode	Mains voltage

**Photometrical data**

Luminous flux	400 lm
Total luminous flux of contained light sources	500 lm
Luminous efficacy	89 lm/W
Color temperature	3000 K
Light color (designation)	Warm White
Color rendering index Ra	$\geq 80$
Standard deviation of color matching	< 6 sdcm

**Dimensions & Weight**

Length	105.00 mm
Width	80.00 mm
Height	160.00 mm
Product weight	890.00 g



**Materials & Colors**

Product color	Steel
Housing color	Steel



Body material	Steel
Cover material	Polymethylmethacrylate (PMMA)
Mercury content	0.0 mg

### Application & Mounting

Ambient temperature range	-20...+40 °C
Type of connection	Terminal, 3-Pole (L, N, PE)
Type of protection	IP44
Dimmable	No
Mounting type	Surface
Mounting location	Wall
Application environment	Outdoor
LED module replaceable	Not replaceable

### Lifespan

Lifespan L70/B50 at 25 °C	25000 h
Number of switching cycles	12500





### Certificates & Standards

Standards	CE / EAC / REACH / RoHS
-----------	-------------------------

### EQUIPMENT / ACCESSORIES

- Complete mounting and connecting accessories included

### DOWNLOAD DATA

DOWNLOAD DATA	
	User instruction
	Tender documents
	Declarations of conformity
	Packaging insert

### LOGISTICAL DATA

Product code	Packaging unit (Pieces/Unit)	Dimensions (length x width x height)	Gross weight	Volume
4058075474185	Shipping box 6	335 mm x 250 mm x 200 mm	6194.00 g	16.75 dm <sup>3</sup>

The mentioned product code describes the smallest quantity unit which can be ordered. One shipping unit can contain one or more single products. When placing an order, for the quantity please enter single or multiples of a shipping unit.

---

## DISCLAIMER

Subject to change without notice. Errors and omission excepted. Always make sure to use the most recent release.