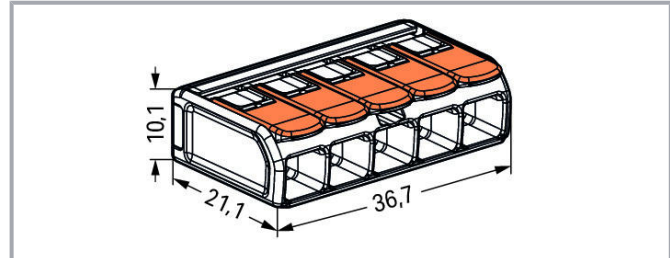



## Data sheet | Item number: 221-615

COMPACT Splicing Connector; for all conductor types; max. 6 mm<sup>2</sup>; 5-conductor; with levers; transparent housing; Surrounding air temperature: max 85°C (T85); 6,00 mm<sup>2</sup>; transparent

[www.wago.com/221-615](http://www.wago.com/221-615)



### Item description

Your Benefits:

- Ease of use – pull the lever up, insert a conductor and push the lever back down
- Available as 2-, 3- and 5-wire connectors
- Easily terminate conductors from 0.5 to 6 mm<sup>2</sup>
- Connection of all conductor types
- Time savings for installers and device manufacturers
- Quickly install devices with higher levels of power consumption
- Safely install long cable runs with larger conductor cross sections
- Mounting carrier for installation conforms to standards

—  
Subject to changes. Please also observe the further product documentation!

WAGO Kontakttechnik GmbH & Co. KG  
Hansastr. 27  
32423 Minden  
Phone: +49571 887-0 | Fax: +49571 887-169  
Email: [info.de@wago.com](mailto:info.de@wago.com) | Web: [www.wago.com](http://www.wago.com)

Do you have any questions about our products?  
We are always happy to take your call at +49 (571) 887-44222.

- Custom carriers are possible

**Safety information 1:**

in grounded power lines

**Data****Electrical data****Ratings per IEC/EN**

Ratings per	EN 60664
Nominal voltage (II/2)	450 V
Rated surge voltage (II/2)	4 kV
Rated current	41 A
Legend (ratings)	(II / 2) ≙ Overvoltage category II / Pollution degree 2

**Ratings per UL**

Approvals per	UL 486C
Rated voltage UL (Use Group C)	600 V
Rated current UL (Use Group C)	30 A

**Connection data**

Connection technology	CAGE CLAMP®
Actuation type	Lever
Connectable conductor materials	Copper
Nominal cross-section	6 mm <sup>2</sup>
Solid conductor	0.5 ... 6 mm <sup>2</sup> / 20 ... 10 AWG
Stranded conductor	0.5 ... 6 mm <sup>2</sup> / 20 ... 10 AWG
Fine-stranded conductor	0.5 ... 6 mm <sup>2</sup> / 20 ... 10 AWG
Strip length	12 ... 14 mm / 0.47 ... 0.55 inch
Total number of connection points	5
Total number of potentials	1
Wiring direction	Side-entry wiring

**Physical data**

Width	36.7 mm / 1.445 inch
Height	10.1 mm / 0.398 inch

Subject to changes. Please also observe the further product documentation!

Depth	21.1 mm / 0.831 inch
-------	----------------------

### Material data

Color	transparent
Flammability class per UL94	V2
Fire load	0.103 MJ
Color of actuator	orange
Weight	7.1 g

### Environmental requirements


Surrounding air temperature (operation)	85 °C
Continuous operating temperature	105 °C
Temperature marking per EN 60998	T85

### Commercial data



Packaging type	box
Country of origin	CH
GTIN	4055143715478
Customs tariff number	85369010000

### Approvals / Certificates


#### Country specific Approvals

Logo	Approval	Additional Approval Text	Certificate name
	<b>KEMA/KEUR</b> DEKRA Certification B.V.	EN 60998	71- 105677



#### Ship Approvals

Logo	Approval	Additional Approval Text	Certificate name
	<b>ABS</b> American Bureau of Shipping	EN 60998	18- HG1755093- PDA
	<b>DNV GL</b> Det Norske Veritas, Germanischer Lloyd	EN 60998	TAE000015T

Subject to changes. Please also observe the further product documentation!

	<b>LR</b> Lloyds Register	<b>EN 60998</b>	<b>04/20013</b> (E8)
---	------------------------------	-----------------	-------------------------

### UL-Approvals




Logo	Approval	Additional Approval Text	Certificate name
	<b>UL</b> Underwriters Laboratories Inc.	<b>UL 467</b>	<b>E201573</b>
	<b>UL</b> Underwriters Laboratories Inc.	<b>UL 486C</b>	<b>E69654</b>

### Optional accessories

#### Jumpers

"	<b>Item no.: 221-941</b> Jumper; for conductor entry; 2-way; insulated; dark gray	<a href="http://www.wago.com/221-941">www.wago.com/221-941</a>
	<b>Item no.: 221-941/000-006</b> Jumper; for conductor entry; 2-way; insulated; blue	<a href="http://www.wago.com/221-941/000-006">www.wago.com/221-941/000-006</a>
"	<b>Item no.: 221-942</b> Jumper; for conductor entry; 2-way; insulated; dark gray	<a href="http://www.wago.com/221-942">www.wago.com/221-942</a>
"	<b>Item no.: 221-942/000-006</b> Jumper; for conductor entry; 2-way; insulated; blue	<a href="http://www.wago.com/221-942/000-006">www.wago.com/221-942/000-006</a>

#### Mounting adapter

	<b>Item no.: 221-510</b> Mounting carrier; 221 Series - 6 mm <sup>2</sup> ; for DIN-35 rail mounting/screw mounting; orange	<a href="http://www.wago.com/221-510">www.wago.com/221-510</a>
	<b>Item no.: 221-510/000-006</b> Mounting carrier; 221 Series - 6 mm <sup>2</sup> ; for DIN-35 rail mounting/screw mounting; blue	<a href="http://www.wago.com/221-510/000-006">www.wago.com/221-510/000-006</a>
	<b>Item no.: 221-510/000-053</b> Mounting carrier; 221 Series - 6 mm <sup>2</sup> ; for DIN-35 rail mounting/screw mounting; dark gray-yellow	<a href="http://www.wago.com/221-510/000-053">www.wago.com/221-510/000-053</a>

Subject to changes. Please also observe the further product documentation!



## Downloads

### Documentation

#### Bid Text

221-615 X81 - Datei	19.02.2019	xml 3.6 kB	Download
------------------------	------------	---------------	----------

221-615 docx - Datei	23.01.2019	docx 15.8 kB	Download
-------------------------	------------	-----------------	----------

#### Additional Information

Technical explanations	03.04.2019	pdf 2.2 MB	Download
------------------------	------------	---------------	----------

## CAD/CAE-Data

### CAD data

2D/3D Models 221-615		URL	Download
----------------------	--	-----	----------

### CAE data

ZUKEN Portal 221-615		URL	Download
----------------------	--	-----	----------


## Environmental Product Compliance

### Compliance Search


Environmental Product Compliance 221-615 COMPACT Splicing Connector; for all conductor types; max. 6 mm <sup>2</sup> ; 5-conductor; with levers; transparent housing; Surrounding air temperature: max 85°C (T85); 6,00 mm <sup>2</sup> ; transparent		URL	Download
--	--	-----	----------

## Installation Notes

Subject to changes. Please also observe the further product documentation!




Termination: Lift the lever to open the clamping unit and insert a stripped conductor.




Then, lower the lever to close the clamp.


### Application



Wiring fine-stranded conductors in junction boxes.



Custom low-voltage lighting system



Lighting distribution in a ceiling canopy



Pendant light connection in a suspended ceiling

Subject to changes. Please also observe the further product documentation!

Data sheet | Item number: 221-615

[www.wago.com/221-615](http://www.wago.com/221-615)



COMPACT Splicing Connectors for All  
Conductor Types (6 mm<sup>2</sup>), 221 Series

Subject to changes. Please also observe the further product documentation!

---

WAGO Kontakttechnik GmbH & Co. KG  
Hansastr. 27  
32423 Minden  
Phone: +49571 887-0 | Fax: +49571 887-169  
Email: [info.de@wago.com](mailto:info.de@wago.com) | Web: [www.wago.com](http://www.wago.com)

Do you have any questions about our products?  
We are always happy to take your call at +49 (571) 887-44222.