

PRODUCT DATASHEET

SP AIR ADJ P 4W 940 DIM IP23 WT

SPOT AIR ADJUST | Recessed mounted spotlight for low energy- and narrow ceilings, adjustable



Areas of application

- Direct replacement for recessed spotlights with halogen lamps
- Ceilings in low energy houses
- General illumination
- Hotel rooms and corridors
- Bars, restaurants
- Accent lighting
- Residential interiors

Product benefits

- Airtight construction for reduced air-leakage and limited energy loss
- Coverable by many types of thermal insulation material
- Low profile enables installation into shallow ceiling voids
- Easy replacement of external driver thanks to plug with bayonet lock
- Easy installation and electrical connection thanks to tool-free electrical connectors
- SCALE Design – great appearance, valuable materials and small size fits into every surrounding
- 5 years guarantee

Product features

- Adjustable swivel angle: $\pm 25^\circ$
- Color rendering index R_a : 90
- Type of protection: IP23 (room side)
- Beam angle: 36°
- Die-cast aluminum housing
- Silicon-pad protected springs



- Dimmable (with many common dimmers, see also www.ledvance.com/dim)
- Through-wiring possible



TECHNICAL DATA

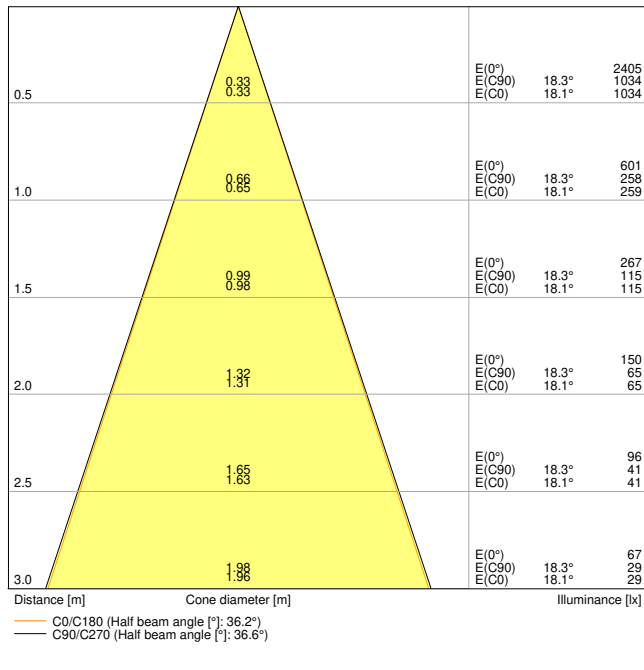
Electrical data

Nominal wattage	4.00 W
Nominal voltage	220...240 V
Mains frequency	50...60 Hz
Nominal current	20.000 mA
Inrush current	2 A
Inrush current time T_{h50}	60 μ s
Max. no. of lum. on circuit break. B16 A	376
Max. no. of lum. on circuit break. C10 A	300
Max. no. of lum. on circuit break. C16 A	480
Power factor λ	0.80
Total harmonic distortion	< 20 %
Protection class	II
Operating mode	Electronic control gear (ECG)

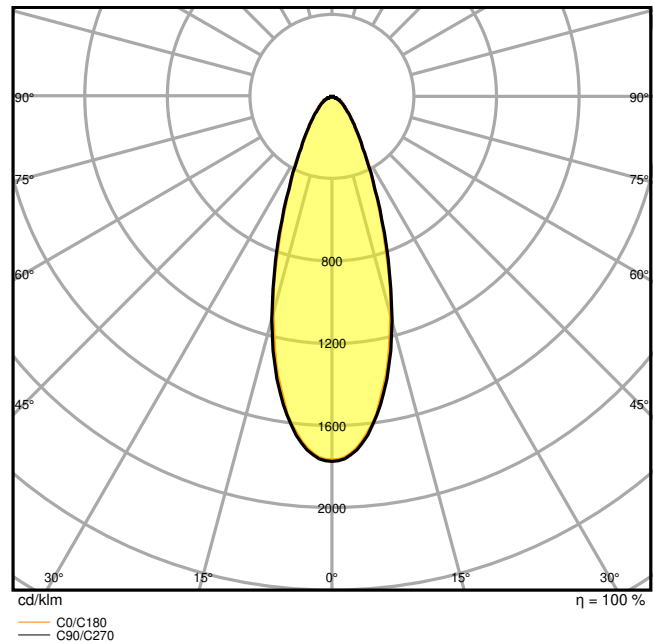
Photometrical data

Luminous flux	340 lm
Luminous efficacy	85 lm/W
Color temperature	4000 K
Light color (designation)	Cool White
Color rendering index Ra	90
Standard deviation of color matching	≤ 3 sdc _m
Low flicker	Yes
Photobiological safety group acc. to EN62778	RG1
Beam angle	36 °





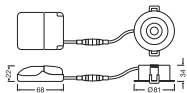
LDC typ cone



LDC typ polar

Dimensions & Weight

Diameter	81.00 mm
Height	34.00 mm
Product weight	195.00 g



Materials & Colors

Product color	White
Housing color	White
Body material	Aluminum
Cover material	Polymethylmethacrylate (PMMA)
Light emitting surface material	PMMA



Glow Wire Test according to IEC 60695-2-12	650 °C
Mercury content	0.0 mg

Application & Mounting

Ambient temperature range	-20...+40 °C
Temperature range at storage	-42...+80 °C
Type of connection	Push terminal
Type of protection	IP23/IP20
Protection class IK (shock resistance)	IK03
Dimmable	Yes
Type of dimming	PHASE CUT
Mounting type	Recessed
Mounting location	Ceiling
Application environment	Indoor
Mounting diameter	68 mm
Mounting depth	35,0 mm
Adjustable	Yes
LED module replaceable	Not replaceable
With light source	Yes

Lifespan

Lifespan L70/B50 at 25 °C	50000 h
Lifespan L80/B10 at 25 °C	41000 h
Lifespan L90/B10 at 25 °C	18000 h
Number of switching cycles	100000

Control gear

Output current	85 mA
ECG - Output ripple current	< 5 %
ECG - Length	68,0 mm
ECG - Width	55,0 mm
ECG - Height	22,0 mm

Certificates & Standards

Standards	CE / CB / ENEC / TÜV SÜD / UKCA / EAC
Luminaire with limited surface temperature, "D sign"	No
Ball shot safe	No







Additional product data

Product remark	Available from November 2022
----------------	------------------------------

EQUIPMENT / ACCESSORIES

- External control gear included

DOWNLOAD DATA

DOWNLOAD DATA	
	User instruction
	Addon Technical Information
	IES file (IES)
	LDT file (Eulumdat)
	UGR file (UGR table)
	Packaging insert

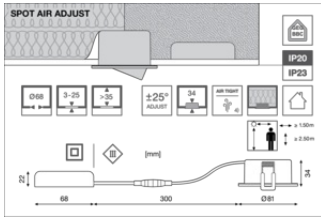
LOGISTICAL DATA

Product code	Packaging unit (Pieces/Unit)	Dimensions (length x width x height)	Gross weight	Volume
4099854000065	Folding box 1	100 mm x 105 mm x 85 mm	365.00 g	0.89 dm ³
4099854000072	Shipping box 20	562 mm x 230 mm x 195 mm	7870.00 g	25.21 dm ³

The mentioned product code describes the smallest quantity unit which can be ordered. One shipping unit can contain one or more single products. When placing an order, for the quantity please enter single or multiples of a shipping unit.

ADDITIONAL CATALOG INFORMATION





SP AIR FIX	✓	✓	✗	✗
		Preset		
SP AIR ADJUST	✓	✗	✗	✗
		Preset		
		ON	ON	ON
		1 2	1 2	1 2
		140mA	180mA	140mA
Current (CC)	85 mA	140mA	180mA	140mA
Power	4W	6W	8W	6W
% rated lumen FIX	80 %	100 %	130 %	100 %
% rated lumen ADJ	100 %	130 %	200 %	130 %

References / Links

- For Guarantee see www.ledvance.com/guarantee

Legal advice

- Installation hints in the current user instruction (www.ledvance.com) must be observed

DISCLAIMER

Subject to change without notice. Errors and omission excepted. Always make sure to use the most recent release.

