

PRODUCT DATASHEET

LN INDV D/I 1200 42 W 3000 K EM

LINEAR IndiviLED® DIRECT/INDIRECT EMERGENCY | Pendant luminaire for single luminaire or light line application with emergency lighting



Areas of application

- Direct replacement for luminaires with fluorescent lamps
- Offices, schools
- General indoor illumination
- Corridors, entrance areas
- Seamless linear lighting
- Shop lighting

Product benefits

- Homogenous light distribution and reduced glare thanks to the IndiviLED® optics
- Emergency lighting according to IEC 60598-2-22 with emergency lighting driver and battery
- Low flicker light thanks to special electronic control gear
- Increased light comfort thanks to direct and indirect light emission
- Energy savings of up to 50 % compared to T5 batten luminaires
- Robust structure with IK06

Product features

- Each LED with individual lens and reflector for UGR < 16 and homogenous light distribution
- Conversion kit for emergency lighting according to IEC 60598-2-22 (driver and battery for 3 h emergency lighting operation) included



- Easy maintenance due to automatic self test function for emergency lighting according to IEC 60598-2-22
- Pendant mounting with suspension kit
- Linkable into seamless light line with line connection adapter (surface or pendant mounting)
- Available with length of 1200 or 1500 mm
- Luminous flux up to 6550 lm
- Luminous efficacy: up to 120 lm/W
- Initial color consistency: 3 SDCM
- Glow Wire Test according to IEC 60695-2-12: 850 °C
- Lifetime (L70/B50): 60,000 h (at 25 °C)



TECHNICAL DATA

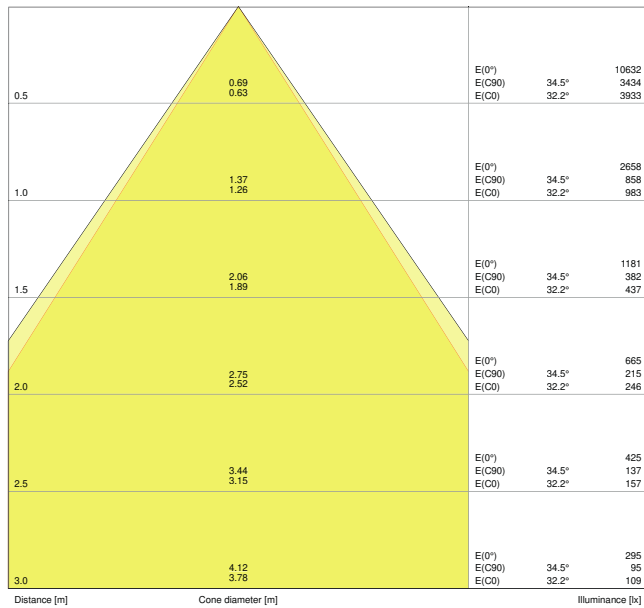
Electrical data

Nominal wattage	42.00 W
Nominal voltage	220...240 V
Mains frequency	50...60 Hz
Nominal current	230 mA
Inrush current	30 A
Inrush current time T_{h50}	100 μ s
Max. no. of lum. on circuit break. B16 A	51
Max. no. of lum. on circuit break. C10 A	32
Max. no. of lum. on circuit break. C16 A	51
Power factor λ	> 0.90
Total harmonic distortion	< 18 %
Protection class	I
Operating mode	Integrated LED driver

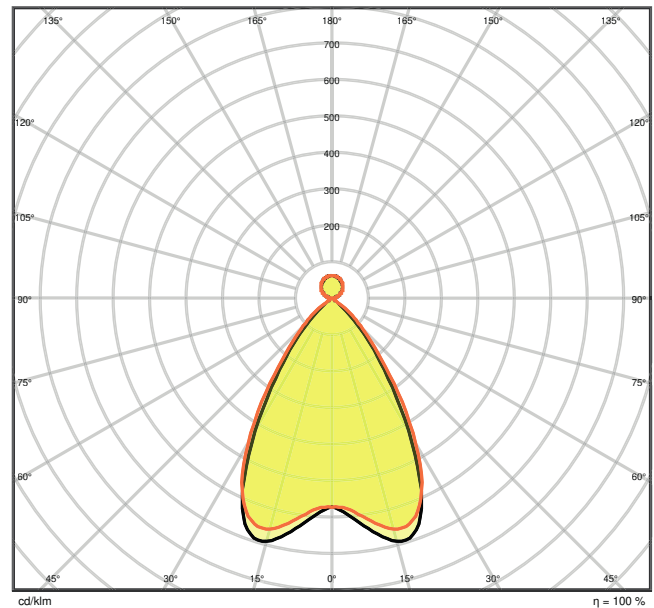
Photometrical data

Luminous flux	4650 lm
Luminous efficacy	120 lm/W
Color temperature	3000 K
Light color (designation)	Warm White
Color rendering index Ra	≥ 80
Standard deviation of color matching	3 sdc
Low flicker	Yes
Flickering metric (Pst LM)	-
Stroboscope effect metric (SVM)	-
Photobiological safety group acc. to EN62778	RG1
Photobiological safety group acc. to EN62471	RG0
Beam angle	70 °
UGR	< 16





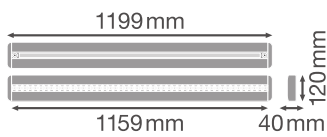
LDC typ cone



LDC typ polar

Dimensions & Weight

Length	1199.00 mm
Width	120.00 mm
Height	40.00 mm
Product weight	3000.00 g



Materials & Colors

Product color	White
Housing color	White
Body material	Aluminum



Cover material	Aluminum
Light emitting surface material	Polycarbonate (PC)
Glow Wire Test according to IEC 60695-2-12	850 °C
Mercury content	0.0 mg

Application & Mounting

Ambient temperature range	5...+35 °C
Temperature range at storage	5...+35 °C
Type of connection	Screw terminal, 2-POLE (N, L, L switchable)
Type of protection	IP20
Protection class IK (shock resistance)	IK06
Dimmable	No
Mounting type	Suspended
Mounting location	Ceiling
Application environment	Indoor
LED module replaceable	Not replaceable
With light source	Yes

Lifespan

Lifespan L70/B50 at 25 °C	60000 h
Lifespan L80/B10 at 25 °C	50000 h
Lifespan L90/B10 at 25 °C	35000 h
Number of switching cycles	100000

Emergency lighting

Area of emergency application	Anti-panic lighting / Escape route lighting
Type of emergency light operation	Maintained / Non-maintained
Type of emergency operation test	Automatic
Wattage in maintained operation mode	42 W
Wattage in emergency operation mode	3.0 W
Luminous flux in maintained operation mode	4650 lm
Luminous flux in emergency operation mode	410 lm
Nominal voltage of battery	3.2 V
Battery life in emergency operation mode	3 h
Battery charging time	< 24 h
Integrated test switch	No












Certificates & Standards

Standards	CE / CB / TÜV SÜD / EAC
Luminaire with limited surface temperature, "D sign"	No
Ball shot safe	No

EQUIPMENT / ACCESSORIES

- Ceiling connection box available
- Suspension kit available
- Line connection adapter available
- Through-wiring cable kit available

DOWNLOAD DATA

DOWNLOAD DATA	
	User instruction
	Addon Technical Information
	Tender documents
	Declarations of conformity
	On-Pack-Info
	LDT file (Eulumdat)
	R3D file (Relux 3D Model)
	M3D file (3D Model)
	UGR file (UGR table)

LOGISTICAL DATA

Product code	Packaging unit (Pieces/Unit)	Dimensions (length x width x height)	Gross weight	Volume
4058075109858	Shipping box 4	1,357 mm x 207 mm x 169 mm	13302.00 g	47.47 dm ³



The mentioned product code describes the smallest quantity unit which can be ordered. One shipping unit can contain one or more single products. When placing an order, for the quantity please enter single or multiples of a shipping unit.

DISCLAIMER

Subject to change without notice. Errors and omission excepted. Always make sure to use the most recent release.

