

## OTi DALI 90/220...240/1A0 LT2 L

OPTOTRONIC Intelligent | – Dimmable DALI



### Areas of application

- Linear lighting for office, education, industry, storage areas and retail
- Installation in emergency lighting systems according to IEC 61347-2-13, appendix J
- Suitable for luminaires of protection class I

### Product benefits

- Fully programmable via software (DALI Interface)
- Flexible current setting (LEDset2)
- Lifetime: up to 100,000 h (temperature at  $T_c = 65\text{ °C}$ , max. 10 % failure rate)
- High-quality dimming of 1...100 % by amplitude dimming (except 80 W versions)
- High quality of light thanks to <1% output ripple current
- Very high efficiency
- Very low standby power consumption: < 0.15 W (SELV)\*, < 0.25 W (non-isolated)
- Fulfill safety requirement due to overload, overtemperature, Hot Plug protection

### Versatile scope of application due to OSRAM DALI Technology:

- Easy to use in corridors and restrooms because of three-level Corridor function
- Touch DIM application: easy to control via pushbutton or sensor
- Energy efficient Touch DIM operation due to automatic switch-off at sufficient residual light
- Suitable for emergency Installations (acc. to EN 60598-2-22 and IEC 61347-2-13, appendix J) thanks to DC detection (0 Hz, pulsating DC), on/off switchable
- Feedback of power consumption and operating hours (Fit for SMART GRID)
- Suitable for buildings according to EPBD/BREEAM/LEED due to automatic Constant Lumen Output setting
- Luminaire information for easy maintenance

### Product features

## Product datasheet

- Line frequency: 0 Hz | 50 Hz | 60 Hz
- Versatile DALI window driver up to 90 W due to flexible output characteristic
- Supply voltage: 220...240 V
- Available with output current range: up to 2,100 mA
- Constant Lumen Output (CLO)
- Integrated customizable thermal management (Driver Guard)
- SELV and non-isolated versions available
- DALI-2 certified (Part -101,-102 and -207)

## Technical data

### Electrical data

Nominal input voltage	220...240 V
Mains frequency	50...60 Hz
Input voltage AC	198...264 V <sup>1)</sup>
Input voltage DC	176...276 V
Current set	DALI / LEDset / Programmable
Total harmonic distortion	< 10 %
Power factor $\lambda$	> 0.95 <sup>2)</sup>
ECG efficiency	$\leq 94$ % <sup>3)</sup>
Device power loss	9.0 W <sup>4)</sup>
Power loss in stand-by mode	<0.25 W
Protective conductor current	<0.5 mA
Inrush current	25 A <sup>5)</sup>
Max. ECG no. on circuit breaker 10 A (B)	15
Max. ECG no. on circuit breaker 16 A (B)	24
Max. ECG no. on circuit breaker 25 A (B)	29
Surge capability (L/N-Ground)	2 kV
Surge capability (L-N)	1 kV
Nominal output voltage	54...240 V <sup>6)</sup>
U-OUT (working voltage)	< 250 V
Nominal output current	250...1000 mA
Output current tolerance	$\pm 3$ %
Output ripple current (100 Hz)	< 1 %
Nominal output power	13.5...90 W
Galvanic isolation	Non isolated

<sup>1)</sup> Permitted voltage range

<sup>2)</sup> Full load at 230 V

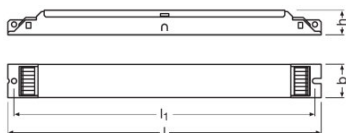
<sup>3)</sup> At full load and 230 V

<sup>4)</sup> Maximum

<sup>5)</sup> At 280  $\mu$ s

<sup>6)</sup> Maximum 350 V

## Dimensions & weight



<b>Length</b>	280.0 mm
<b>Width</b>	30.0 mm
<b>Height</b>	21.0 mm
<b>Mounting hole spacing, length</b>	270.0 mm
<b>Product weight</b>	205.00 g
<b>Cable cross-section, input side</b>	0.5...1.5 mm <sup>2</sup> <sup>1)</sup>
<b>Cable cross-section, output side</b>	0.5...1.5 mm <sup>2</sup> <sup>1)</sup>
<b>Wire preparation length, input side</b>	8.5...9.5 mm
<b>Wire preparation length, output side</b>	8.5...9.5 mm

<sup>1)</sup> Solid or flexible leads

## Colors & materials

<b>Casing material</b>	Metal
------------------------	-------

## Temperatures & operating conditions

<b>Ambient temperature range</b>	-25...+50 °C
<b>Maximum temperature at tc test point</b>	75 °C
<b>Max.housing temperature in case of fault</b>	110 °C
<b>Permitted rel. humidity during operation</b>	5...85 %

## Lifespan

<b>ECG lifetime</b>	50000 / 100000 h <sup>1)</sup>
---------------------	--------------------------------

<sup>1)</sup> At maximum  $T_c = 75^\circ\text{C}$  / 10% failure rate / At  $T_c = 65^\circ\text{C}$  / 10% failure rate

## Additional product data

<b>Encapsulated</b>	No
---------------------	----

### Capabilities

<b>Programming interface</b>	DALI
<b>Dimmable</b>	Yes
<b>Dimming interface</b>	DALI / Touch DIM / Touch DIM Sensor
<b>Dimming range</b>	1...100 % <sup>1)</sup>
<b>Dimming method</b>	Full analogue dimming
<b>Constant lumen function</b>	Programmable
<b>Overheating protection</b>	Automatic reversible
<b>Overload protection</b>	Automatic reversible
<b>Short-circuit protection</b>	Automatic reversible
<b>No-load proof</b>	Yes
<b>Max. cable length to lamp/LED module</b>	2.0 m
<b>Suitable for fixtures with prot. class</b>	I
<b>Suitable for emergency lighting</b>	Yes
<b>Type of connection, output side</b>	Push terminal
<b>Number of channels</b>	1

<sup>1)</sup> For maximum nominal output current

### Programmable features

<b>Operating Current</b>	Yes
<b>Tuning Factor</b>	Yes
<b>Constant Lumen</b>	Yes
<b>Lamp Operating Time</b>	Yes
<b>Thermal Protection</b>	No
<b>Driver Guard</b>	Yes
<b>DALI Settings</b>	Yes
<b>Emergency Mode</b>	Yes
<b>Luminaire Info</b>	Yes
<b>Configuration Lock</b>	No
<b>Soft Switch Off</b>	Yes
<b>Dim to Dark</b>	Yes
<b>TouchDIM + Sensor</b>	Yes
<b>Corridor Functionality</b>	Yes
<b>OEM Key</b>	Yes

### Certificates & standards

<b>Approval marks – approval</b>	CE / EL / ENEC 10 / VDE-EMC / CCC / RCM
----------------------------------	---












## Product datasheet

<b>Standards</b>	Acc. to EN 61347-1/Acc. to EN 61347-2-13/Acc. to EN 55015/Acc. to EN 61547/Acc. to EN 61000-3-2/Acc. to EN 62384/Acc. to EN 62386
<b>Type of protection</b>	IP20

### Logistical data

<b>Temperature range at storage</b>	-25...85 °C
-------------------------------------	-------------

### Download Data

File	
	Product Datasheet 377041_OTi DALI 90220-240V1A0 LT2 L
	Product Datasheet OTi DALI 90220-2401A0 LT2 L
	Certificates 730563_VDE Certificate
	Certificates VDE ENEC Certificate 40038085
	Certificates 358995_CB Test Certificate OTi DALI 90220-2401A0 LT2 L
	Declarations of conformity 727247_EC OTi
	Declarations of conformity EU Declaration of Conformity 3667898
	CAD data 370051_CAD File OTi DALI 90220-2401A0 LT2 L
	CAD data 370053_CAD Daten OTi DALI 90220-2401A0 LT2 L
	CAD data 3-dim 370052_CAD Daten OTi DALI 90220-2401A0 LT2 L
	CAD data PDF 370054_CAD File OTi DALI 90220-2401A0 LT2 L

### Logistical Data

Product code	Product description	Packaging unit (Pieces/Unit)	Dimensions (length x width x height)	Volume	Gross weight
4008321867568	OTi DALI 90/220...240/1A0 LT2 L	Shipping carton box 20	305 mm x 161 mm x 104 mm	5.11 dm <sup>3</sup>	4277.00 g

The mentioned product code describes the smallest quantity unit which can be ordered. One shipping unit can contain one or more single products. When placing an order, for the quantity please enter single or multiples of a shipping unit.

## Product datasheet

---

### Disclaimer

Subject to change without notice. Errors and omission excepted. Always make sure to use the most recent release.