

# PRODUCT DATASHEET

## ENDURA STYLE Wall 12 W DG

ENDURA® STYLE WALL | Slim LED luminaires with high light output and optional sensor



---

### Areas of application

- Outdoor use (IP44)
- Entrance lighting
- Building facades

---

### Product benefits

- Energy-efficient thanks to LED technology
- Easy and quick installation

---

### Product features

- Very bright and functional outdoor LED luminaires
- Die-cast aluminum housing
- Available in two housing colors
- Available with and without motion sensor



## TECHNICAL DATA

### Electrical data

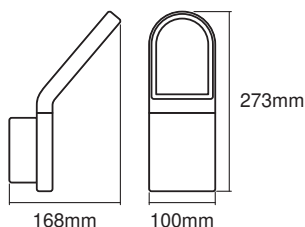
Nominal wattage	12.00 W
Nominal voltage	220...240 V
Mains frequency	50...60 Hz
Nominal current	70 mA
Power factor $\lambda$	> 0.5
Protection class	I
Operating mode	Mains voltage

### Photometrical data

Luminous flux	740 lm
Total luminous flux of contained light sources	950 lm
Luminous efficacy	61 lm/W
Color temperature	3000 K
Light color (designation)	Warm White
Color rendering index Ra	> 80
Standard deviation of color matching	$\leq 6$ sdcn
Flickering metric (Pst LM)	-
Stroboscope effect metric (SVM)	-
Beam angle	107 °

### Dimensions & Weight

Length	168.00 mm
Width	100.00 mm
Height	273.00 mm
Product weight	1200.00 g



## Materials &amp; Colors

Product color	Dark gray
Housing color	Dark gray
Body material	Aluminum
Cover material	Glass
Mercury content	0.0 mg

## Application &amp; Mounting

Ambient temperature range	-20...+40 °C
Temperature range at storage	-20...+85 °C
Type of connection	Screw terminal
Type of protection	IP44
Dimmable	No
Mounting type	Surface
Mounting location	Wall
Application environment	Outdoor
LED module replaceable	Not replaceable
With light source	Yes

## Lifespan

Number of switching cycles	15000
----------------------------	-------



## Certificates &amp; Standards

Standards	CE / EAC / REACH / RoHS
Luminaire with limited surface temperature, "D sign"	No

## EQUIPMENT / ACCESSORIES

- Complete mounting and connecting accessories included

## DOWNLOAD DATA

DOWNLOAD DATA	
	User instruction
	Tender documents



#### DOWNLOAD DATA



Declarations of conformity



Packaging insert

#### LOGISTICAL DATA

Product code	Packaging unit (Pieces/Unit)	Dimensions (length x width x height)	Gross weight	Volume
4058075214149	Shipping box 4	425 mm x 285 mm x 315 mm	5422.00 g	38.15 dm <sup>3</sup>

The mentioned product code describes the smallest quantity unit which can be ordered. One shipping unit can contain one or more single products. When placing an order, for the quantity please enter single or multiples of a shipping unit.

#### DISCLAIMER

Subject to change without notice. Errors and omission excepted. Always make sure to use the most recent release.