

ID LCCB 36/230/120-400 NFC FV1

Built-in non isolated adjustable power LED driver
NFC control adjusts the current
Flicker free LED driver
Output current 120-400mA
Max. output power 36W
For luminaries of protection class I
5-year warranty



ELECTRICAL SPECIFICATIONS					
Rated input voltage range:	220 ... 240 Vac				
Max. input voltage range:	198 ... 264 Vac				
DC voltage range :	220 ... 240 Vdc				
Max. DC voltage range :	176 ... 276 Vdc				
Rated frequency range:	0 / 50 / 60 Hz				
Max. input current:	0.2 A @ 230 Vac				
Total harmonic distortion (max.):	≤ 20 % at rated input voltage range @ full load				
Inrush current:	Cold start 50A (test width = 10μs at 50% Ipeak) @ 230Vac;				
MCB Loading Quantity:	Inrush current Ipeak: 21.3A		Inrush current Twidth: 146us		
	MCB Type:	B10	C10	B16	C16
	Qty (PCS)	22	37	36	60
Output current tolerance:	± 5 % at rated input voltage range @ 300-400mA				
	±15mA at rated input voltage range @ 120-299mA				
Turn on delay time:	≤ 0.5 s at full load @ rated input voltage				
No load output voltage:	≤ 160 Vdc				
Ripple output current:	≤ 5%				
Output PST:	≤1 at full load @ rated input voltage				
Output SVM:	≤0.4 at full load @ rated input voltage				
Set output current:	NFC control adjusts the current; 120-400mA				
Default current:	400mA				
Withstand voltage:	I/P-O/P: 3.75 kVac, < 5 mA 60 sec				
Mains surge immunity:	L-N 1kV,L-FG 2KV,N-FG 2KV				
Connection terminal type:	0°/45° push in terminal				
Wire cross section:	Input and output wire: 0.5 - 1.5 mm ²				
Wire stripping length:	7-8mm				
Protection rating:	IP 20				



Protection:	Over voltage protection: The output voltage is less than or equal to 160V
	Over power protection: The output power is less than or equal to 43W
	Short circuit protection: Hiccup mode. Protection device will trigger when short circuit and will auto recover after the fault mode is removed.

ELECTRICAL SPECIFICATIONS

Supplementary instruction:	The luminaire manufacturer is responsible for measuring and verifying EMI compliance of the complete luminaire as the level of radio interference will vary depending on the luminaire construction. Especially primary and secondary cable lengths and their routing may have a significant effect on radio interference.
----------------------------	--

ENVIRONMENTAL SPECIFICATIONS

Operating temperature:	-25 to 55°C
Storage temperature:	-40 to 80°C
Working humidity:	10 % to 90 %
Store humidity:	5 % to 90 %
Driver lifetime:	at $t_c \leq 75^\circ\text{C}$: 50,000 hrs; at $t_c \leq 65^\circ\text{C}$: 100,000 hrs; @230Vac
Maximum Tc temperature:	75°C

PRODUCT SPECIFICATIONS

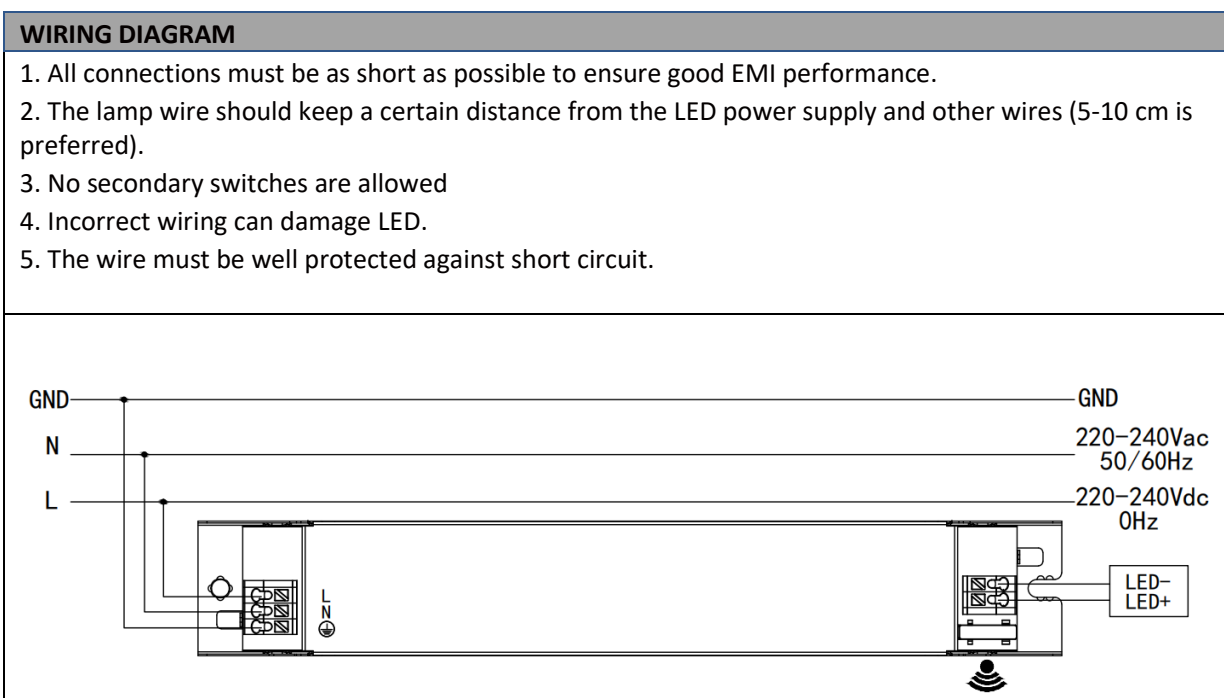
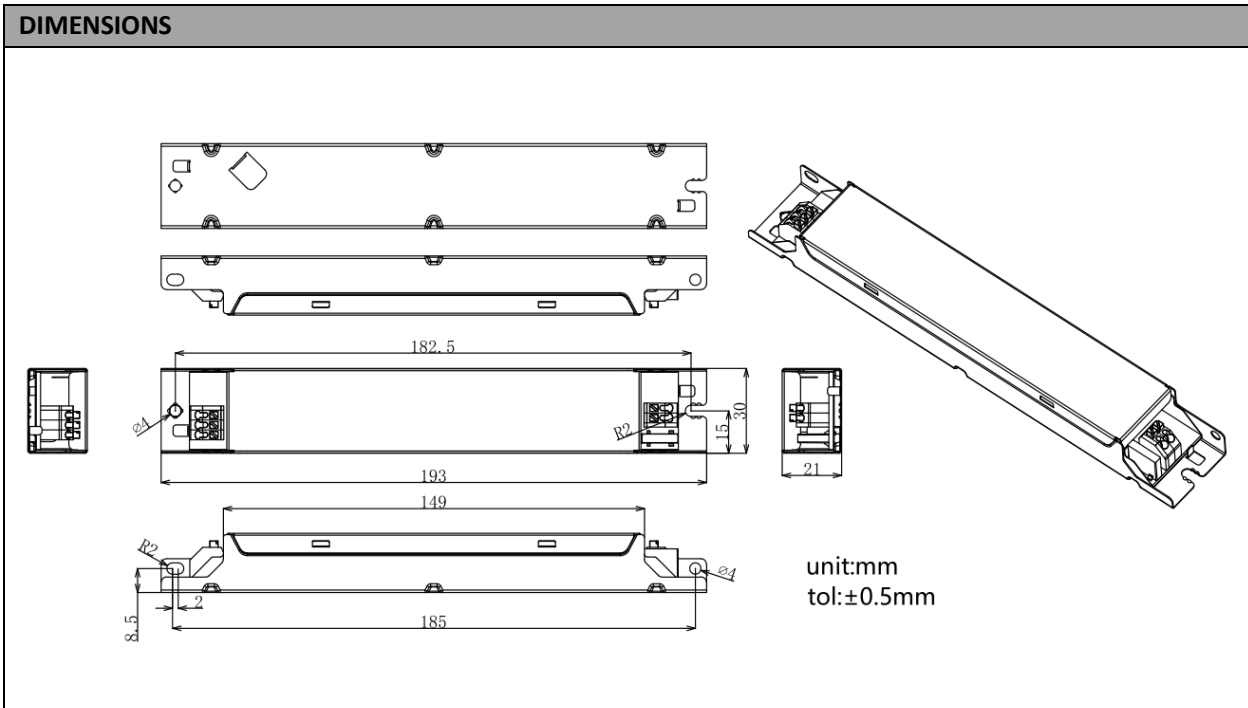
Model Number (Full Model)	Output Current	Input Voltage	Output Voltage	Efficiency @full load	Current Accuracy	Power Factor	Dimension L*W*H (mm)
ID LCCB 36/230/120-400 NFC FV1	120-400mA	220-240Vac 220-240Vdc	50-137Vdc	91%	±5%	≥0.9	L193*W30*H21

SAFETY AND EMC COMPLIANCE

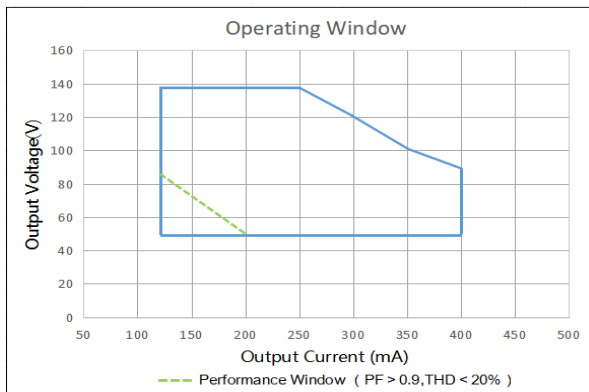
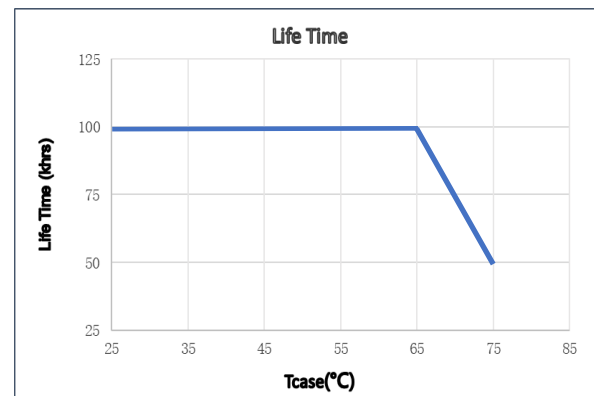
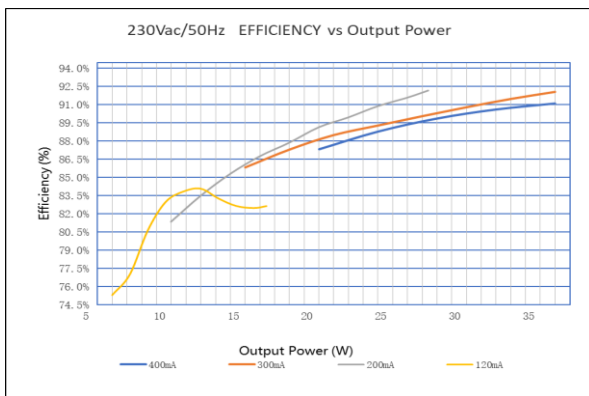
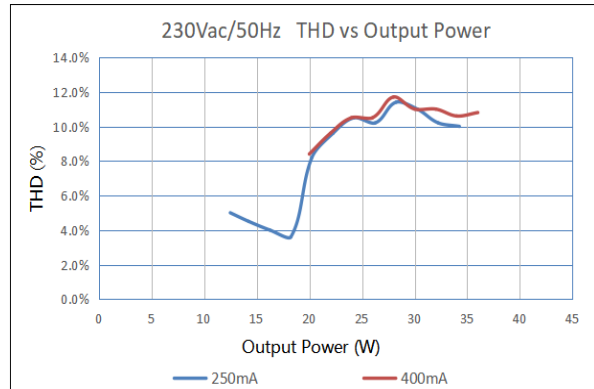
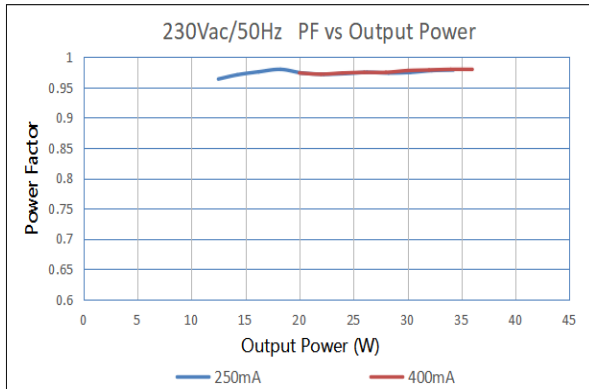
ENEC+ CE	EN 61347-2-13:2014/A1:2017	CCC	GB17625.1-2012	SAA	AS/NZS IEC 61347.2.13.2013
	EN 61347-1:2015		GB/T17743-2017		AS/NZS 61347.1:2016
	EN 62384:2006/A1:2009		GB/19510.1-2009		
	EN 55015:2013/A1:2015		GB19510.14-2009		
	EN61000-3-2:2014				
	EN61000-3-3:2013				
	EN61547:2009				
	EN 300 330 V2.1.1:2017				

PHYSICAL DIMENSIONS	
Length (L):	193 mm
Width (W):	30 mm
Height (H):	21 mm

PACKAGING	
0.125 kg / unit	60 pcs / carton
Carton size:	313 x 203 x 160 mm
Carton weight:	8.0 kg



TECHNICAL INFORMATION



It's important to set output current (AOC value) according to LEDs voltage, make sure the power is within 36W +5%

Example of AOC settings

V_LED (Vdc)	AOC_max	P_out (W)
137	262mA	36
120	300mA	36
100	360mA	36
90	400mA	36