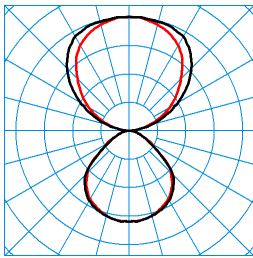


Product features and key data

Applications	Prestigious office lighting sales rooms exhibition rooms banks ticket halls educational rooms					
Luminaire type	Versatile luminaire module for suspended and surface-mounted luminaires.					
Light sources	LED system with angled LEDs positioned laterally to the light emission aperture and a chamber system for highly effective reflection and transfer of the light.					
Mounting method	Suspension Surface-mounting					
Luminaire optic	With highly efficient CDP microprisms.					
LED-System	HCL channel 1 surface mount	HCL channel 2 surface mount	HCL max surface mount	HCL channel 1 suspended	HCL channel 2 suspended	HCL max suspended
Connected load	44 W	44 W	88 W	44 W	44 W	88 W
Colour temperature	2.700 K	6.500 K	2.700 - 6.500 K	2.700 K	6.500 K	2.700 - 6.500 K
Rated luminous flux	5.300 lm	5.700 lm	11.000 lm	6.000 lm	6.500 lm	12.500 lm
Luminous efficacy	120 lm/W	129 lm/W	125 lm/W	136 lm/W	147 lm/W	142 lm/W
Service life	L80 (25 °C) = 50.000 h					
Colour rendering index	80					
Photobiological class	Group 1 - no risk					
Luminaire colour	RAL9006 White aluminium					
Luminaire body	Luminaire body of extruded aluminium profile. End caps of die-cast aluminium.					
Electrical version	With electronic transformer, digitally dimmable (DALI).					
Connection method	Terminal					
Dimming range	1 - 100 %					
Mains frequency	50/60 Hz					
Mains voltage	220 - 240 V					
Ingress Protection (IP) rating	IP20					
Protection class	I					
Impact resistance (IK)	IK02					
Hot wire resistance	650 °C					
Ambient temperature	25 °C					
Max. Luminaires B10	6					
Max. Luminaires B16	10					
Max. Luminaires C10	10					
Max. Luminaires C16	17					
Net length	1.490 mm					
Net width	240 mm					
Net height	20 mm					
Weight	4,5 kg					

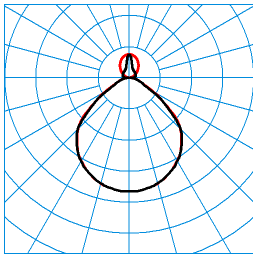
light distribution curve



LuceoS Act D/H2-L CDP 6500 03 (Pendant ZS/ZST) (ActCWW)
TX194589

■ C0 - C180
■ C90 - C270

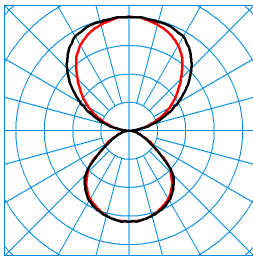
DIN 5040: D43
UTE: 0,40 D + 0,60 T
CEN Flux Code: 55 86 97 40 100 47 79 96 60



LuceoS Act D/H2-L CDP 6500 03 (Ceiling D2 ZD/03) (ActDWW)
TX194586

■ C0 - C180
■ C90 - C270

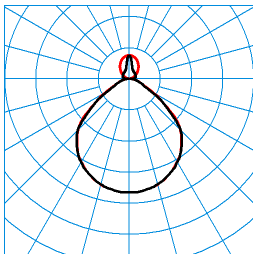
DIN 5040: B52
UTE: 0,85 D + 0,15 T
CEN Flux Code: 57 89 98 85 100 41 68 88 15



LuceoS Act D/H2-L CDP 6500 03 (Pendant ZS/ZST) (ActCCW)
TX194587

■ C0 - C180
■ C90 - C270

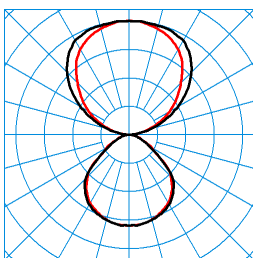
DIN 5040: D43
UTE: 0,40 D + 0,60 T
CEN Flux Code: 55 86 97 40 100 47 79 96 60



LuceoS Act D/H2-L CDP 6500 03 (Ceiling D2 ZD/03) (ActDCW)
TX194584

■ C0 - C180
■ C90 - C270

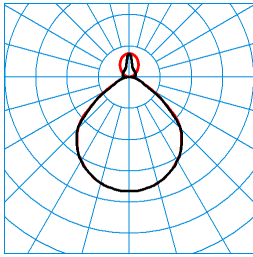
DIN 5040: B52
UTE: 0,85 D + 0,15 T
CEN Flux Code: 57 89 98 85 100 41 68 88 15



LuceoS Act D/H2-L CDP 6500 03 (Pendant ZS/ZST) (ActCSU)
TX194588

■ C0 - C180
■ C90 - C270

DIN 5040: D43
UTE: 0,40 D + 0,60 T
CEN Flux Code: 55 86 97 40 100 47 79 96 60












LuceoS Act D/H2-L CDP 6500 03 (Ceiling D2 ZD/03) (ActDSU)
TX194585

 CO - C180
 C90 - C270

 DIN 5040: B52
 UTE: 0,85 D + 0,15 T
 CEN Flux Code: 57 89 98 85 100 41 68 88 15

Available accessories

Material	Description
 ZAA/03 4601800	Ceiling rose, round, silver grey.
 Luceo ZZT/515/1000 4691600	Supply cable for power infeed via node, transparent, 5 x 1.5 mm ² , for suspension lengths up to 1,000 mm.
 ZAE/03 515 4691800	Ceiling rose, angular, silver grey.
 ZAR/03 7002400	Ceiling rose, angular, silver grey.
 ZAR+LLWC 03 7002600	Ceiling rose, angular, silver grey. With integrated light management component LiveLink WLAN controller.
 ZAR +LLWRC/03 7011100	Ceiling rose, square, silver grey. With integrated LiveLink WiFi RC control unit, Wi-Fi module for reliable commissioning and operation (WPA2 encryption) and a radio module for setting up a ZigBee mesh network.
 LuceoS H ZKS PW/5/1000/03 7018500	Connection end cap, 5-core version, colour silver-grey. With transparent connection cable, 1,000 mm.
 LuceoS H ZKS PW/5/2000/03 7018700	Connection end cap, 5-core version, colour silver-grey. With transparent connection cable, 2,000 mm.
 LuceoS H ZKS 03 7018900	Standard end cap without supplementary function, colour silver-grey.
 LuceoS H ZKS 03 +LLWS 7019100	End cap with LiveLink sensor, colour silver-grey.
 LuceoS H ZLK/5/03 7019300	Standard coupler for connecting continuous line luminaires, without supplementary function, colour silver-grey.
 LuceoS H ZLK B/5/03 +LLWS 7019500	Coupler with LiveLink sensor unit for connecting continuous line luminaires, colour silver-grey.
 LuceoS H ZS/2000 7019600	Wire suspension for suspension lengths of up to: 2,000 mm.
 LuceoS H ZST/2000 7019700	Y-wire suspension for suspension lengths of up to: 2,000 mm.
 LuceoS H ZLK B/5/03 7093500	Mechanical and electrical connector for structuring a suspended continuous line, colour silver-grey.
 LuceoS H ZKP 03 7156300	Node for suspended continuous line applications, colour silver-grey.

	LuceoS H ZKK IN/5/03 7156600	Node point coupling for connection of a luminaire to one node. Direction of current from luminaire to node, colour silver-grey.
	LuceoS H ZKK OUT/5/03 7156700	Node point coupling for connection of a luminaire to one node. Direction of current from node to luminaire, colour silver-grey.
	LuceoS D1 ZD/03 7157000	Ceiling surface-mounting system for luminaires of the series Luceo Slim. Length 1,200 mm, colour silver-grey.
	LuceoS D ZKS 03 7169900	Standard end cap without supplementary function. Colour silver-grey.
	LuceoS D ZKS 03 +LLWS 7170100	End cap with LiveLink sensor. Colour silver-grey.
	LuceoS D1 ZLK B/5/03 +LLWS 7170400	Mechanical and electrical connector for structuring a ceiling surface-mounted continuous line. Wide version, length 1,280 mm, colour silver-grey, with LiveLink sensor unit.
	LuceoS D1 ZLK B/5/03 7170600	Mechanical and electrical connector for structuring a ceiling surface-mounted continuous line. Wide version, length 1,280 mm, colour silver-grey.
	LuceoS D1 ZLK/5/03 7178200	Mechanical and electrical connector for structuring a ceiling surface-mounted continuous line, length 1,280 mm, colour silver-grey.
	ZAR +LLWRR/03 7191400	Ceiling rose, square, silver grey. With integrated LiveLink WiFi RC radio receiver for integration into a LiveLink WiFi RC mesh network and DALI interface for possible signal forwarding.
	Luceo ZZT/515/2000 4894300	Supply cable for power infeed via node, transparent, 5 x 1.5 mm ² , for suspension lengths up to 2,000 mm.

Offer text

Versatile luminaire module for suspended and surface-mounted luminaires. The module features Active equipment for controlling light colour via a separate control unit. In combination with accessories to be ordered separately, the modules are completed to form individual luminaires or continuous lines with continuous light emission surface for surface-mounted or suspended installation. In combination with the accessories to be ordered separately for the desired application, the module is suitable for suspended and surface-mounted installation. Suspended continuous line applications around corners is possible with node to be ordered separately. With highly efficient CDP microprisms. With direct and indirect light distribution in suspended-luminaire applications. Division of total light distribution (direct/indirect): 40% / 60%. In applications as a surface-mounted luminaire with predominantly direct light distribution with indirect component for ceiling illumination. Glare evaluation (EN 12464-1) according to UGR < 16. VDU workstation-compliant in accordance with 12464-1. Completely harmonious light effect due to homogeneously illuminated light emission. LED system with angled LEDs positioned laterally to the light emission aperture and a chamber system for highly effective reflection and transfer of the light. Subsequent data regarding luminaire luminous flux and system connected load refer to operating the respective luminaire with dynamic light colour settings (HCL) in operating mode light colour warm white (2700 K) as well as with use as a suspended luminaire. Luminaire luminous flux 5300 lm, connected load 44,00 W, luminous efficiency of luminaire 120 lm/W. Light colour variable (warm white - daylight white), correlated colour temperature (CCT) variable (2700 K - 6500 K), general colour rendering index (CRI) $R_a > 80$. Mean rated service life $L_{80}(t_{q 25 \text{ °C}}) = 50,000$ h. Luminaire body of extruded aluminium profile. End caps of die-cast aluminium. Luminaire solvent-free powder-coated in silver-grey. (RAL 9006). Dimensions (L x W): 1490 mm x 240 mm, luminaire height 20 mm. Permissible ambient temperature (ta): -20 °C - +25 °C. Safety class (EN 61140): I, protection rating (DIN EN 60529): IP20, impact resistance level in accordance with IEC 62262: IK02, testing temperature of wire glow test in accordance with IEC 60695-2-11: 650 °C. Electrical connection is established by attaching the connection end cap. Independent electrical connection of assemblies. With electronic transformer, digitally dimmable (DALI). The luminaire complies with fundamental requirements of applicable EU regulations and product safety legislation and bears the CE symbol.

Application notice in connection with use as surface-mounted ceiling luminaire

The basic accessories for combining the module for surface-mounting applications are the ceiling surface-mounting systems LuceoS D1 ZD/colour or LuceoS D2 ZD/colour. The ceiling installation system must be ordered separately. The scope of delivery of the surface-mounted ceiling system already includes a connection end cap; the second end cap must be ordered separately. Neben den Standard-Kopfstücken und Lichtbandverbindern ohne Zusatzfunktion stehen diese auch mit Sensorfunktionen für die Anbindung an das Lichtmanagementsystem LiveLink optional zur Verfügung.

Application notice in connection with use as suspended luminaire

Please order connection cable, end caps and wire suspensions separately. Connectors for use of the luminaire as continuous lines are available as an optional accessory. Ceiling junction boxes are available in various versions as optional accessories and must be ordered separately. In addition to standard end caps and continuous line connectors without supplementary functionality, these are also optionally available with sensor functions for connecting to the LiveLink light management system.

Further information can be found in the installation instructions.