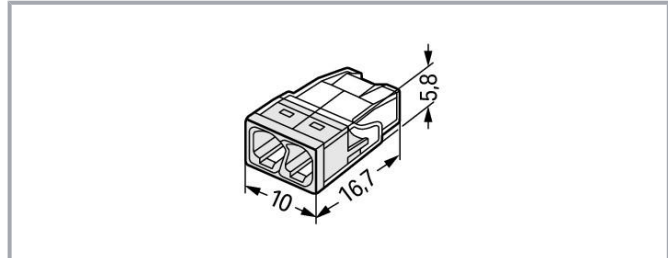


## Data sheet | Item number: 2273-202

COMPACT splicing connector; for solid conductors; max. 2.5 mm<sup>2</sup>; 2-conductor; transparent housing; white cover; Surrounding air temperature: max 60°C (T60); 2,50 mm<sup>2</sup>; transparent

[www.wago.com/2273-202](http://www.wago.com/2273-202)



### Item description

Advantages:

- Convenient wiring via an extremely compact design
- Push-in termination of up to eight solid conductors
- Cross-section range: 0.5 ... 2.5 mm<sup>2</sup>

—  
Subject to changes. Please also observe the further product documentation!

WAGO Kontakttechnik GmbH & Co. KG  
Hansastr. 27  
32423 Minden  
Phone: +49571 887-0 | Fax: +49571 887-169  
Email: [info.de@wago.com](mailto:info.de@wago.com) | Web: [www.wago.com](http://www.wago.com)

Do you have any questions about our products?  
We are always happy to take your call at +49 (571) 887-44222.



- Any combination of conductor sizes is possible
- PUSH WIRE® connection terminates solid ("s") copper conductors

**Note:**

**Terminating Aluminum Conductors**

WAGO spring clamp terminal blocks are suitable for solid aluminum conductors up to 4 mm<sup>2</sup>/12 AWG if WAGO "Alu-Plus" Contact Paste is used for termination.

"Alu-Plus" Contact Paste Advantages:

- Automatically destroys the oxide film during clamping.
- Prevents fresh oxidation at the clamping point.
- Prevents electrolytic corrosion between aluminum and copper conductors (in the same terminal block).
- Provides long-term protection against corrosion.

For spring clamp connections with PUSH WIRE® connection technology, **WAGO recommends that the aluminum conductor first be cleaned** and then immediately inserted into the clamping unit filled with "Alu-Plus" contact paste.

It is also possible to apply WAGO "Alu-Plus" **additionally** on the whole surface of the aluminum conductor before termination.

Please note that the nominal currents must be adapted to the reduced conductivity of the aluminum conductors::

2.5 mm<sup>2</sup> = 16 A

4 mm<sup>2</sup> = 22 A

**Safety information 1:**

in grounded power lines

**Data**

**Electrical data**

**Ratings per IEC/EN**

Ratings per	IEC/EN 60998
Nominal voltage (II/2)	450 V
Rated surge voltage (II/2)	4 kV
Rated current	24 A
Legend (ratings)	(II / 2) ≙ Overvoltage category II / Pollution degree 2

**Ratings per UL**

Approvals per	UL 486C
Bemessungsspannung UL	600 V
Bemessungsstrom UL	20 A

Subject to changes. Please also observe the further product documentation!



## Connection data

Connection technology	PUSH WIRE®
Actuation type	Push-in
Connectable conductor materials	Copper Aluminum
Solid conductor	0.5 ... 2.5 mm <sup>2</sup> / 20 ... 16 AWG
Strip length	11 mm / 0.43 inch
Total number of connection points	2
Total number of potentials	1
Wiring direction	Side-entry wiring

## Physical data

Width	10 mm / 0.394 inch
Height	5.8 mm / 0.228 inch
Depth	16.7 mm / 0.657 inch

## Material data

Color	transparent
Cover color	white
Flammability class per UL94	V2
Fire load	0.022 MJ
Weight	0.7 g

## Environmental requirements

Surrounding air temperature (operation)	60 °C
Continuous operating temperature	105 °C
Temperature marking per EN 60998	T60

## Commercial data

Product Group	7 (Push Wire Conn.)
Packaging type	box
Country of origin	DE
GTIN	4050821027843
Customs tariff number	85369010000


Subject to changes. Please also observe the further product documentation!

WAGO Kontakttechnik GmbH & Co. KG  
 Hansastr. 27  
 32423 Minden  
 Phone: +49571 887-0 | Fax: +49571 887-169  
 Email: [info.de@wago.com](mailto:info.de@wago.com) | Web: [www.wago.com](http://www.wago.com)




Do you have any questions about our products?  
 We are always happy to take your call at +49 (571) 887-44222.

## Approvals / Certificates

### Country specific Approvals

Logo	Approval	Additional Approval Text	Certificate name
	VDE VDE Prüf- und Zertifizierungsinstitut	EN 60998	40029794

### Ship Approvals


Logo	Approval	Additional Approval Text	Certificate name
	ABS American Bureau of Shipping	-	15- HG1419918- PDA
	DNV GL Det Norske Veritas, Germanischer Lloyd	EN 60998	TAE000015T
	LR Lloyds Register	EN 60998	04/20013 (E8)

## Optional accessories

### General accessories

	Item no.: 249-130 Syringe; Contents: 20 ml Alu-Plus contact paste	<a href="http://www.wago.com/249-130">www.wago.com/249-130</a>
---	--	--

### Mounting adapter

	Item no.: 2273-500 Mounting carrier; for single- and double-row con.; 2273 Series; for DIN-35 rail mounting/screw mounting; orange	<a href="http://www.wago.com/2273-500">www.wago.com/2273-500</a>
---	---	--

## Downloads

### Documentation

#### Bid Text

2273-202 doc - Datei	17.05.2017	doc 25.1 kB	Download
-------------------------	------------	----------------	----------

Subject to changes. Please also observe the further product documentation!

WAGO Kontakttechnik GmbH & Co. KG  
Hansastr. 27  
32423 Minden  
Phone: +49571 887-0 | Fax: +49571 887-169  
Email: [info.de@wago.com](mailto:info.de@wago.com) | Web: [www.wago.com](http://www.wago.com)

Do you have any questions about our products?  
We are always happy to take your call at +49 (571) 887-44222.



2273-202 X81 - Datei	19.02.2019	xml 3.2 kB	Download
-------------------------	------------	---------------	----------

#### Additional Information

Technical explanations	03.04.2019	pdf 2.2 MB	Download
------------------------	------------	---------------	----------

### CAD/CAE-Data

#### CAD data

2D/3D Models 2273-202		URL	Download
-----------------------	--	-----	----------

#### CAE data

EPLAN Data Portal 2273-202		URL	Download
----------------------------	--	-----	----------

WSCAD Universe 2273-202		URL	Download
-------------------------	--	-----	----------

ZUKEN Portal 2273-202		URL	Download
-----------------------	--	-----	----------

### Environmental Product Compliance

#### Compliance Search


Environmental Product Compliance 2273-202		URL	Download
---	--	-----	----------

COMPACT splicing connector; for solid conductors; max. 2.5 mm<sup>2</sup>; 2-conductor; transparent housing; white cover; Surrounding air temperature: max 60°C (T60); 2,50 mm<sup>2</sup>; transparent


### Installation Notes

#### Conductor termination

Subject to changes. Please also observe the further product documentation!




Strip solid conductor to 11 mm/0.43 inch (see marking).




The transparent housing shows if conductors are fully inserted; within the colored base, a clear port shows if the conductor's strip length is correct.

Conductors are correctly stripped if the clear port shows no bare conductor on the unprinted connector side. Picture shows center conductor with exceeded strip length.



Termination: Insert the stripped solid conductor until it hits the backstop.



Removal: Hold conductor to be removed and twist alternately left and right while pulling the connector.

### Testing

Subject to changes. Please also observe the further product documentation!



Testing via test port opposite to conductor entry.

Subject to changes. Please also observe the further product documentation!