

PHILIPS

October 2020

OEM LED

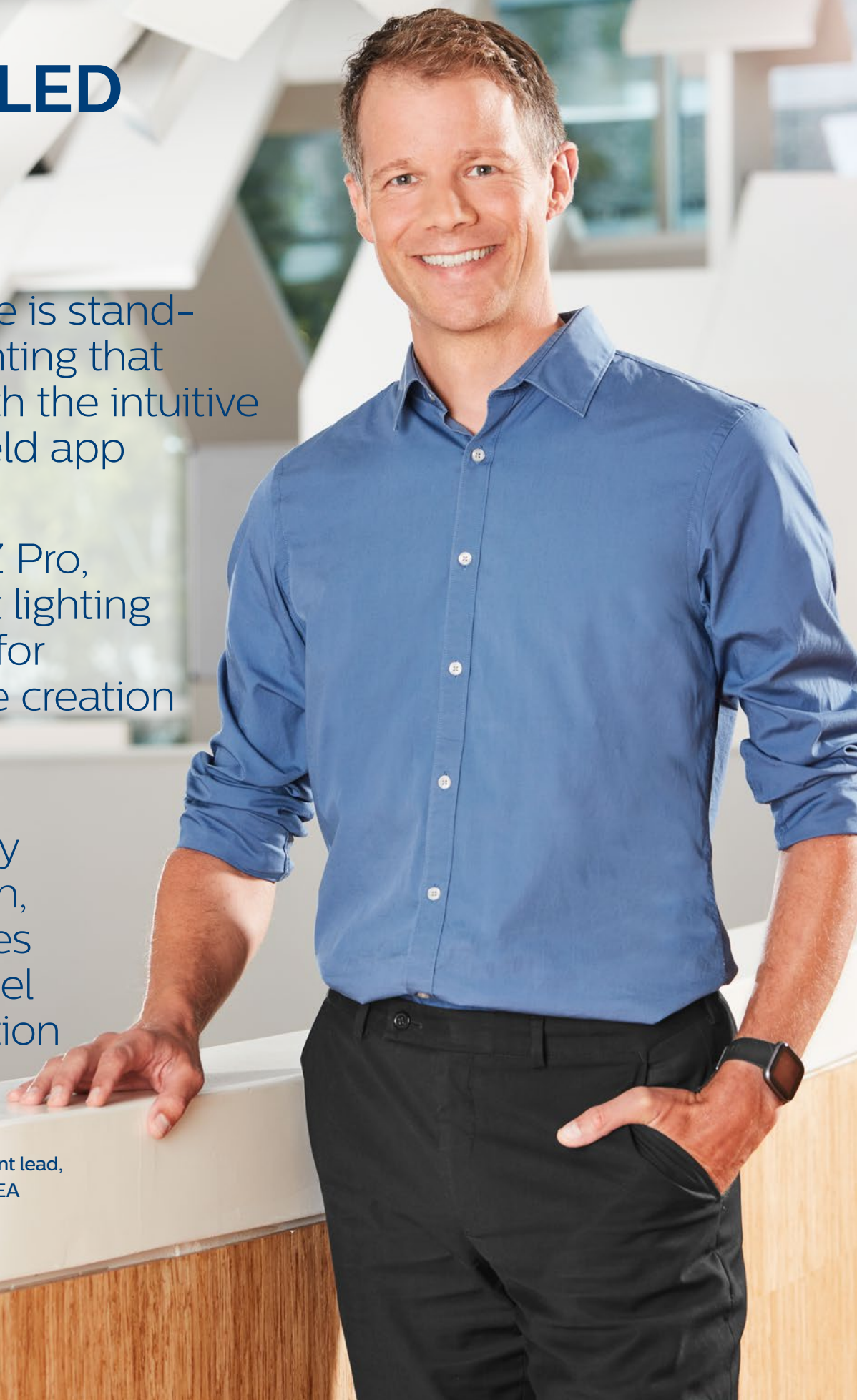
catalog

The future is stand-alone lighting that works with the intuitive Philips field app

Meet WiZ Pro, the smart lighting platform for ambience creation


“With every innovation, light makes people feel and function better.”

David Vanbeselaere
Product management lead,
LED Electronics EMEA





“With every innovation, light makes people feel and function better.”



Dear reader,

Welcome to the latest edition of our catalog. It indicates your interest to stay up to date with the latest trends and technology innovations in LED lighting. This is the best predictor for a thriving business when the global economy recovers from COVID-19.

This recovery will see two major trends in lighting. First, the ongoing trend for saving energy, which is also driven by stimulus funds. Second, and even more profound, the focus on health and wellbeing, combined with an increased awareness of the impact of light on people.

Both are enabled by our connected lighting solutions. I am very proud of our latest connected proposition enabled by Philips field app MC. It makes it very simple to step into professional lighting and scale up further with new use cases over time. While with WiZ Pro, we introduce value-focused connected lighting for inviting ambiances.

Light sources are becoming more focused on making people feel and function better. Like our Cyan Enhanced Static (CES) modules. They provide a light spectrum that mimics the effect of daylight within office spaces, thereby helping to improve circadian rhythm. Or our FlexTune systems, which offer high quality, tunable white solutions that allow indoor color temperatures to be adjusted to optimize wellbeing.

All these developments come at the right time to bring true new value to lighting. They will also help to counteract the ongoing commoditization of very basic light bulbs and luminaires. Ultimately, this gives me confidence that the economic recovery from this global pandemic will bring plenty of opportunities for us to come out stronger than ever.

David Vanbeselaere

Product management lead, LED Electronics EMEA

Learn more at
philips.com/technology



Regarding paper

This brochure is printed on Magno matt classic 115 gsm (inside) and Magno matt classic 250 gsm (cover) manufactured at Sappi Fine Paper Mills which are ISO 9001:2000 and ISO 14001 certified and EMAS registered. The pulp used for Magno is bleached, elemental chlorine free (ECF). The timber in the pulp is sourced from sustainably managed forests. Sappi Fine Paper Europe (SFPE) has a Group Chain of Custody Certification for its entire European operations under both the Forest Stewardship Council (FSC) and the Programme for the Endorsement of Forest Certification Systems (PEFC) schemes.

NB: Specifications are subject to change without notice. It is possible that products mentioned in this European catalog are not available in your country; for more information please contact your local Signify Organisation.



Contents

- Introduction by David Vanbeselaere.....1
- Contents 2
- Our OEM technology4
- Achieve seamless connectivity with the intuitive Philips field app7
- Introducing WiZ Pro.....16
- OEM Tools & Services20
- My Technology Portal.....21
- MultiOne.....22
- Easy Design-In Tool 2.024
- Compose & Connect Configurator ... 25

LED Components

Connectivity

- Just released29
- Sensors..... 30
- Accessories 31
- Apps 31

Point source modules

- Just released / Coming soon 35
- SLM selection guide36
- Fortimo LED SLM gen 7 37
- Fortimo LED SLM gen 7 - premium white.....39
- Fortimo LED SLM gen 7 - premium color.....40
- Fortimo SLM gen 7+ high density41
- Fortimo LED SLM gen 6 - crisp white 43
- Fortimo LED SLM gen 7 - food warm white, food premium red and food iced seafood 44
- Fortimo LED SLM - holder.....45
- Fortimo LED SLM VO gen 1.....46
- Fortimo LED DLM flex gen 248
- Fortimo LED DLM EaseSelect.....49

Linear modules

- Just released / Coming soon53
- Fortimo LED strip.....54
- Fortimo LED strip OC gen 5.....58
- Fortimo LED strip high flux gen 6..... 59
- Fortimo LED strip CES60
- Fortimo LED strip FlexTune 61
- Fortimo LED line62
- Fortimo LED square..... 64
- Fortimo LED panel 65
- CertaFlux LED strip HV4 66
- CertaFlux LED strip 12.....67
- CertaFlux LED panel gen 2 68

Xtreme modules

- Fortimo FastFlex gen 4+ 74
- Fortimo FastFlex gen 5..... 77

Linear drivers

- Coming soon 81
- Xitanium LED linear drivers - SR.....82
- Xitanium LED linear drivers - YellowDot83
- Xitanium LED linear drivers - non-isolated..... 84
- Xitanium LED linear drivers - isolated..... 86
- CertaDrive LED linear drivers 88
- TrustSight LED emergency drivers 89

Point source drivers

- Just released / Coming soon 93
- Xitanium LED downlight and spotlight drivers..... 94
- CertaDrive LED downlight and spotlight drivers.....96
- TrustSight LED emergency drivers97


Xtreme drivers

- Just released / Coming soon101
- Xitanium LED drivers - SR.....102
- Xitanium LED drivers - programmable103
- Xitanium LED drivers - full programmable.....104
- Xitanium LED drivers - lite programmable.....105
- Xitanium LED drivers - basic programmable.....107
- Xitanium LED drivers - 1-10 V dimmable.....107
- Xitanium IP65 and IP67 LED drivers 108
- Surge protection devices 109

Retail display lighting

- Just released / Coming soon113
- Philips InteGrade gen 3 (premium white)..... 114
- Philips InteGrade gen 3 (standard color).....118
- Philips InteGrade high flux gen 3..... 122
- CertaFlux RDL gen 1.....124
- Philips PrimeSet RDL 500/510 gen 1.....128
- Philips InteGrade S gen 1.....130
- Constant voltage LED drivers..... 131

- Complementary partners 134
- Lighting definitions explained136
- Technical support 137
- Design-in support..... 137
- Contact us..... 137



OEM LED catalog October 2020
 In this catalog you will find a simple overview of our LED innovations. We always strive for high quality, therefore your feedback is highly appreciated.

Vlada Sacara
 Marketing communications
 vlada.sacara@signify.com

Our OEM technology

We are responsible for the development of new light sources, drivers and controls for the new-build luminaire market.

We have been focusing on this market for over three decades and have a solid track record of technology leadership, combined with excellent application knowledge and market understanding. Prime activities include designing, developing, manufacturing and selling light sources, drivers, LED light engines and controls to luminaire manufacturers for incorporation into new luminaires. There is a wide, varied product portfolio available, ranging from fluorescent, HID, halogen lamps and drivers to LED downlight, spotlight, linear and outdoor LED light engines.

philips.com/technology



Retail

Fashion and food retailers, department stores and shopping malls use every means they can to appeal to their target audiences.

This includes careful consideration of the lighting, whereby image, company identity and an appealing atmosphere play a key role in the choice of lighting design. Depending on the application, different elements come into play, such as energy efficiency, color rendering ability, the correct color temperature, whiteness, color saturation or dynamic lighting. For all of these specific needs, we can offer a variety of LED light engines and a complementary range of electronic drivers for retail lighting, from downlights and spotlights to linear fixtures, each with their own, unique proposition and features designed around specific retail lighting applications.

Office

The office segment has been dominated for many years by linear lighting solutions.

This segment, which also includes areas such as education and hospitals, has always maintained a strong drive towards energy saving. Legislation and building regulations have driven the standards on light quality, luminance and energy efficiency in a working environment, and this has also highlighted the role of lighting controls. We address this market segment with a full, state-of-the-art, highly-efficient LED linear module and drivers portfolio, in a building block format, as well as a luminaire-based and stand-alone controls range.

Industry

The industry segment covers an extensive range of applications such as warehouses, production areas, cold storage, food processing and parking areas.

This segment is moving strongly towards energy efficiency and lower maintenance while enabling high-quality, uniform lighting for optimum visual performance and visual comfort that contributes to a more efficient and productive workplace. Our module and driver portfolio enables cost-effective and reliable systems for extreme application conditions, delivering ultimate light quality and comfort. Used with controls, our lighting solutions provide illumination only when and where it is needed for increased energy efficiency.

Outdoor

Outdoor lighting encompasses a vast range of applications, including motorways, highways, residential areas, city centers, sports and tunnel lighting.

All have their particular lighting needs and requirements. The outdoor market is transforming fast from HID light sources to LED and is also a forerunner in lighting control management systems. Here we have a diverse product portfolio available for luminaire manufacturers with a choice of several LED module families and a vast range of Xitanium outdoor drivers, with a focus on robustness, reliability, configurability and connectivity.

Hospitality

Within hospitality lighting, energy savings (sustainability), quality of light and creating an optimal guest experience are of great importance.

Within this segment, many different lighting technologies are used in various application areas. Examples are reception and lobby, corridors, guest rooms, bars, restaurants, conference centers and even outdoor areas. Whether it's replacing a halogen or fluorescent light source with a retrofit LED lamp or fully refurbishing relevant hotel areas with (controllable) LED luminaires, we have the technology components to realize this. We offer luminaire manufacturers a wide range of LED products, such as spotlighting and downlighting systems. Our linear and outdoor systems are also used in the hospitality segment.



Priyanka Kumar
Product manager
connected lighting EMEA

Simple, scaleable, standardized

The future is stand-alone lighting that works with the intuitive Philips Field App

Simplifying the connectivity challenge

Taking the first steps into connected lighting demands all your skills. From knowing which lighting components will work best together, to setting up and configuring a new lighting network in precisely the right way. So your solution delivers all the connectivity features that you have promised your customers.

It's been a challenge that has required a great deal of time and effort. Until now. Because we've made it incredibly easy to create and control a flexible and scalable wireless lighting network with guaranteed interoperability. And you can do it using only a Bluetooth connection and an intuitive new app.

When connected lighting is this simple, scalable and standardized, it's time to step up to the next level.

Achieve seamless connectivity

The Philips field app MC is an innovative way of enabling lighting components to work seamlessly together to deliver all the amazing benefits of lighting automation. It guarantees the reliable interoperability of luminaires, drivers, sensors, switches, and even gateways. That's because the entire solution is built around Bluetooth Low Energy (BLE) and Zigbee protocols. So it also offers the flexibility to upgrade, enhance and expand your connected lighting at any time in the future.

Quick and simple set up

The lighting network set up and configuration is designed to be quick and simple. Lights can be commissioned into the network with our innovative point and trigger approach (using a torch), or via a Bluetooth list-based function. This saves time and money by enabling installers to configure a wireless connected network in the field - even when no internet connection is available.

A three-tier model

It's a completely scalable concept with wireless components that are easy to design into the lighting network to add more features and functionality whenever they are required. So you can create a simple stand-alone solution, a sophisticated gateway solution or anything else in between. And you can do it without locking into one single vendor or facing compatibility problems with new products or component releases.

Open standards, more choice

We're committed to pioneering new advances in the connected lighting industry. That's why our solutions are based on open source standards like BLE and Zigbee. We also offer software development kits and components that are compatible with a wide range of third party products. So you can break down the barriers to connected lighting, and take confident steps towards a brighter, connected future.



Philips field app MC use cases at a glance

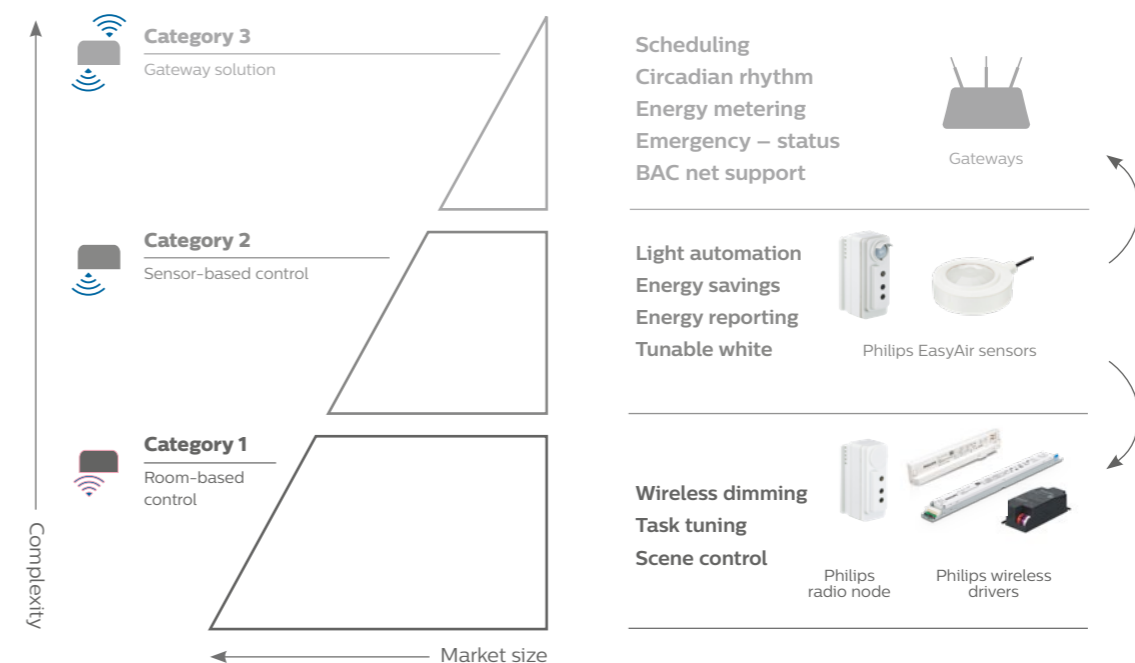


Figure 1: Three levels of lighting connectivity.

Let's take a look at our three-tier model in more detail.

Category 1 Get started with a simple, stand-alone solution

This cost-effective option uses the Philips field app MC to set up a simple network with wireless drivers and manual switches to control lighting functions.

- Enjoy wireless dimming or scene setting.
- Personalize light levels to suit different tasks and needs.
- Enable energy savings with occupancy detection and daylight harvesting by adding external room-based sensors like the Philips EasyAir Occupancy Daylight ZGP sensors.

In this connected lighting network there's no need for a gateway or hard wiring. The lighting controls and dimming functions are done by wireless switches and the network is fully functional at all times – even without the Philips field app MC.

Ideal for:

An EasyAir SNS410 MC improves the strength of the radio performance. The design-in can also be extended to industry applications.

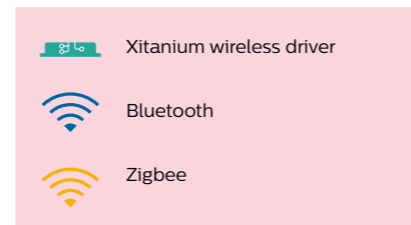


Figure 2: **Want a stand-alone connected lighting network with wireless dimming?** Easy. Just download the app and configure the drivers into a network.

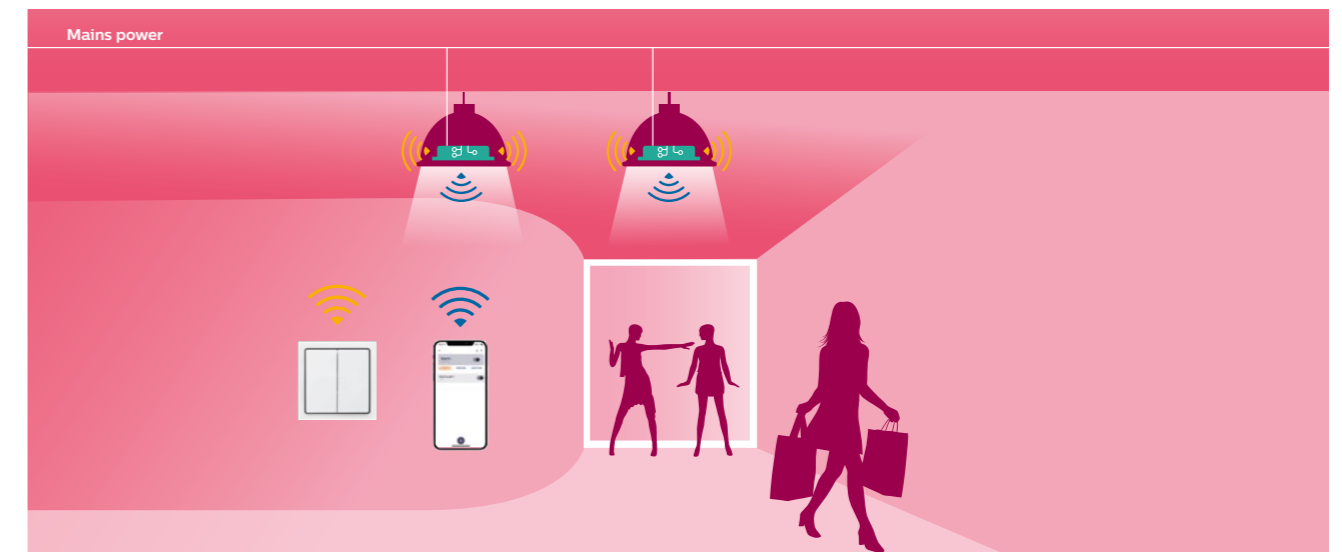


Figure 3: **Need to expand the network?** No problem. Use the app to add more luminaires to the existing network at any time.

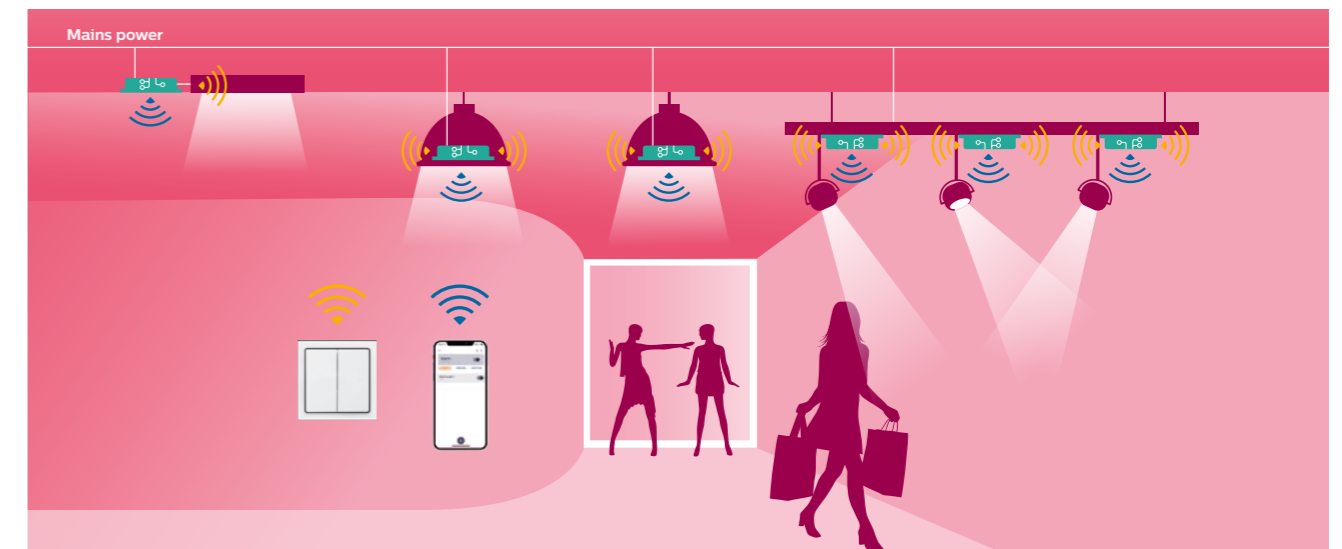
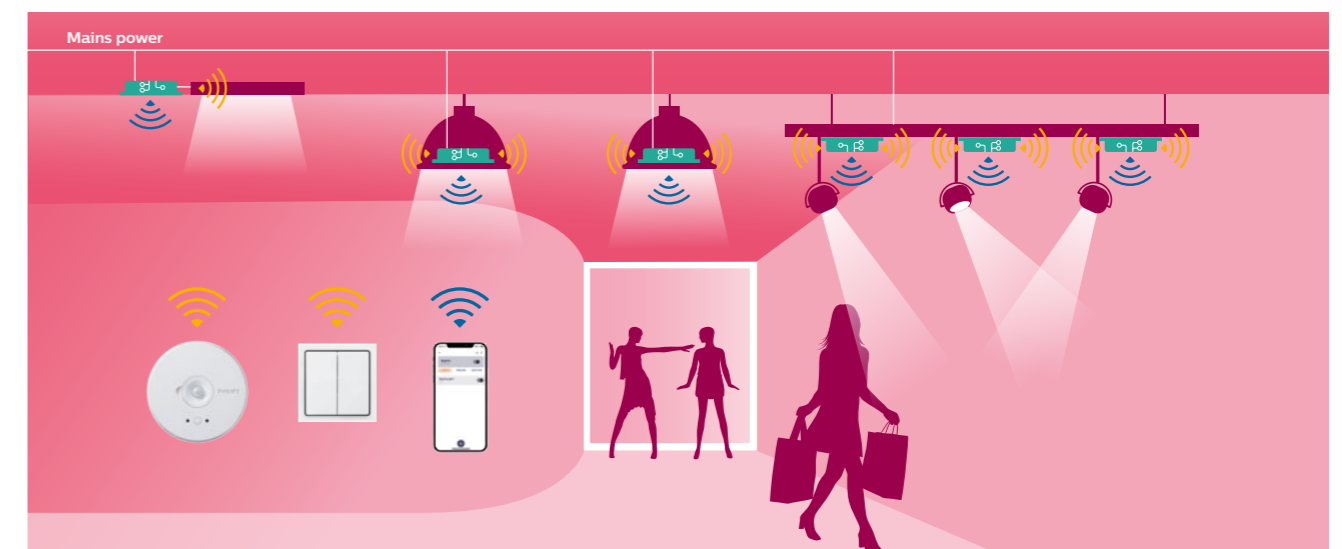


Figure 4: **Want more control over areas?** Simply add more functions to your lighting network by adding room-based sensors.



Category 2

Get more control with a stand-alone lighting network with granular dimming

This solution offers an extra degree of control over your lighting system for valuable energy savings and a more comfortable lighting experience.

- Use motion detection to switch lights on and off, up or down with a Philips EasyAir SNS210 sensor in every luminaire.
- Enjoy touchless dimming control per individual, group or subgroups for optimum comfort.
- Maximize energy savings with motion detection and daylight harvesting.
- Access energy reports via the phone app.

This wireless lighting network set up enables automated lighting without a gateway. It is a great solution for refurbishment projects offering re-use of existing DALI luminaires to maximize value for money.

Ideal for:

Offices (corridors, conference rooms), schools (classrooms, canteen, toilets) and hospitals (wards, reception).

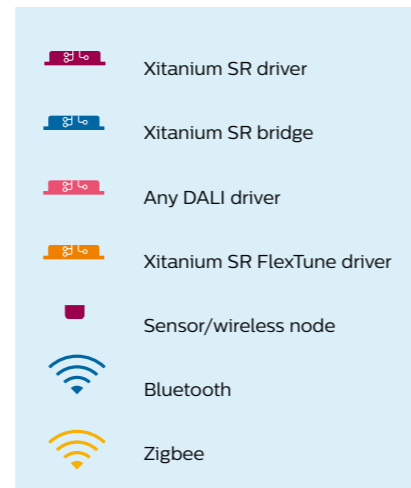


Figure 5: **Want an extra degree of control?**
Just add EasyAir SNS210 sensors to every SR-powered luminaire in your network.

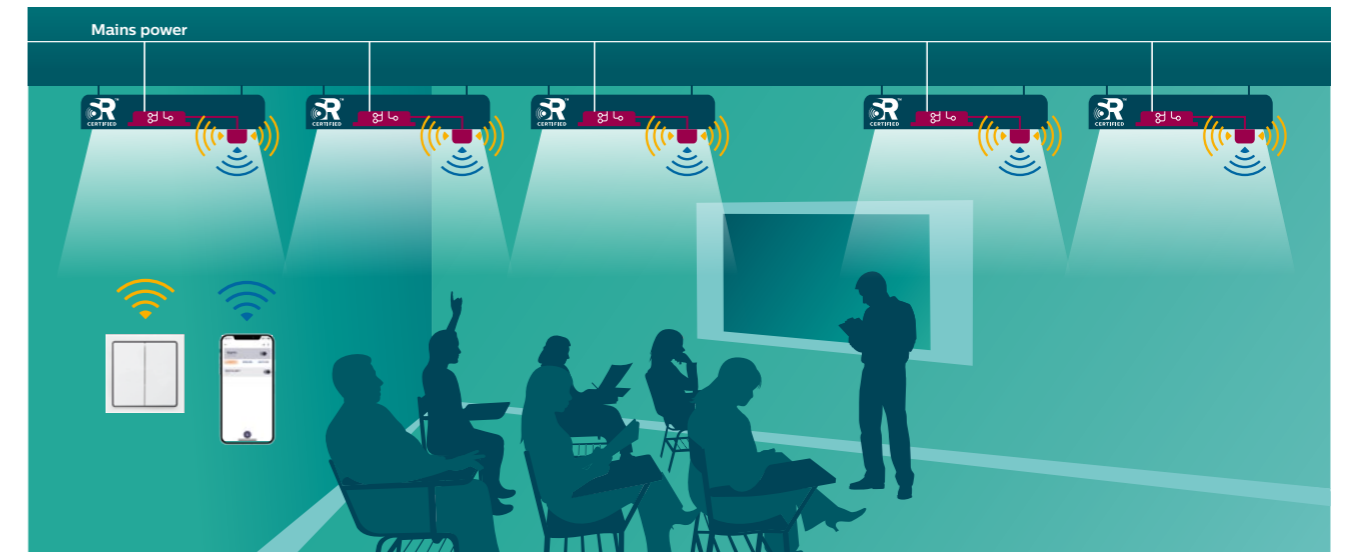


Figure 6: **Using existing wired DALI luminaires?**
Simple. Add them into the network at any time using an SR bridge.

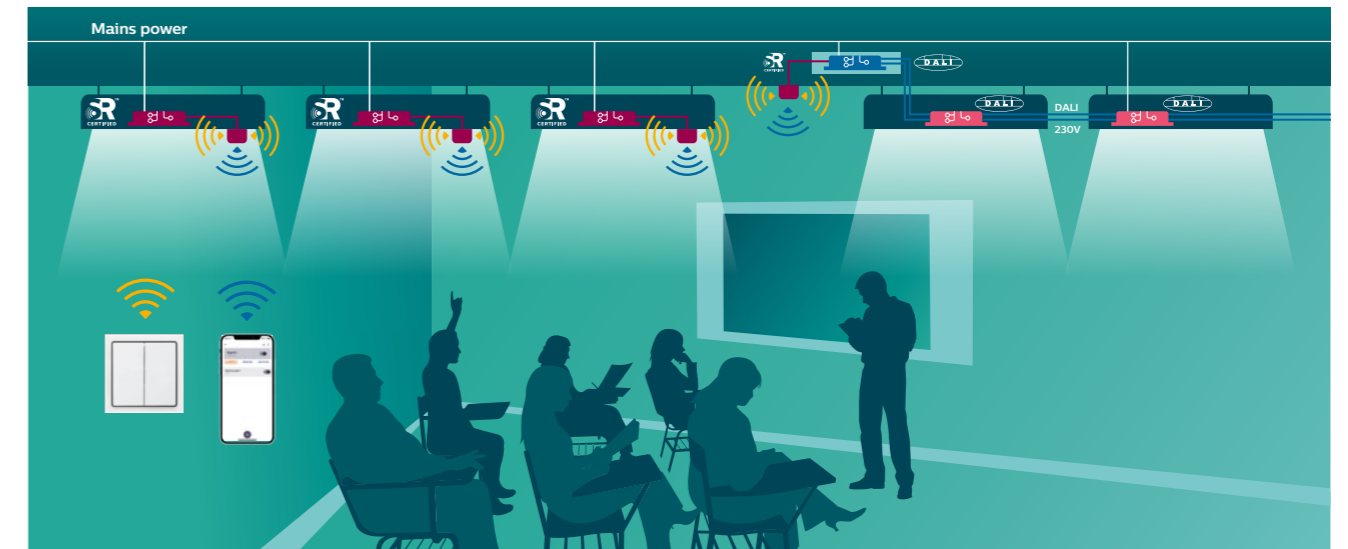
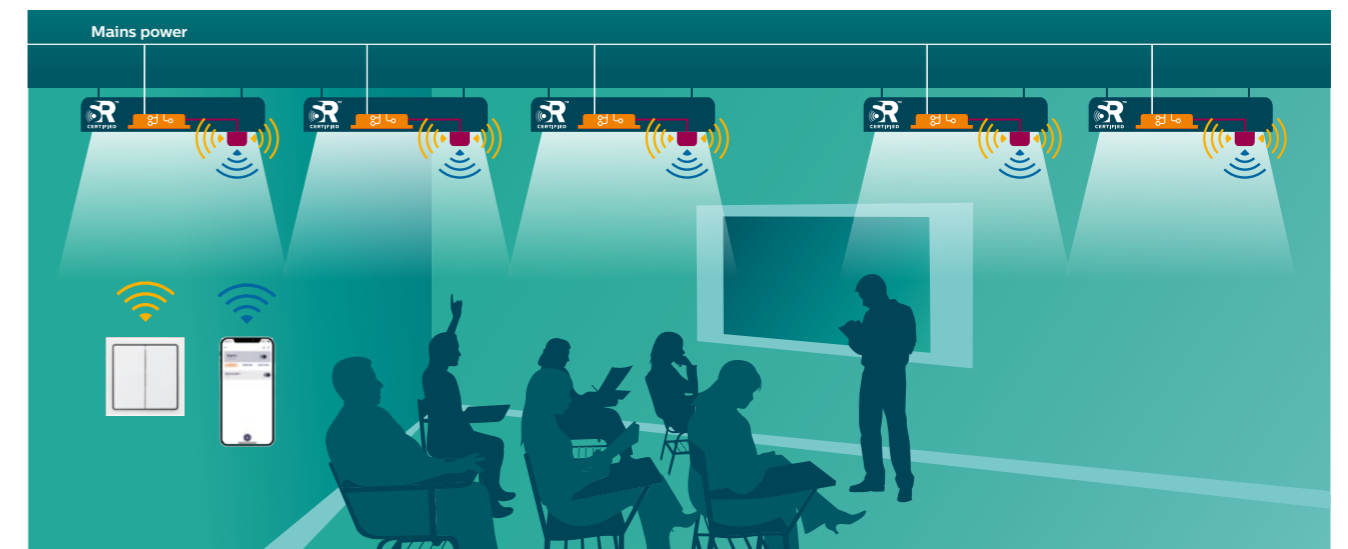


Figure 7: **Need more ambience?**
Create a tunable white system using a Xitanium SR FlexTune driver and EasyAir SNS210 sensor.



Category 3

Get full integration with an IoT solution with gateway

This fully-integrated, connected network adds value beyond illumination to deliver significant commercial, operational and financial advantages.

- Builds on category 1 and 2 solutions with a Zigbee gateway.
- Adds advanced features such as scheduling, monitoring and energy reporting.
- Enables complex scenarios for different lighting behaviors.
- Includes direct reporting via the gateway dashboard to reduce costs and downtime.

This Internet of Things (IoT) category solution works with Signify-trusted gateway partners and is enabled by gateway software.

Ideal for:

Ambitious infrastructure plans in offices, schools, retail and hospitality applications.

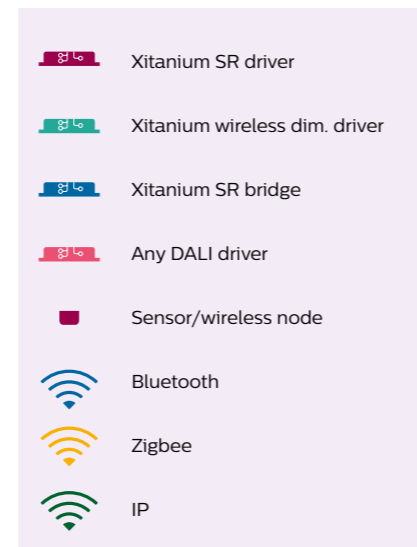
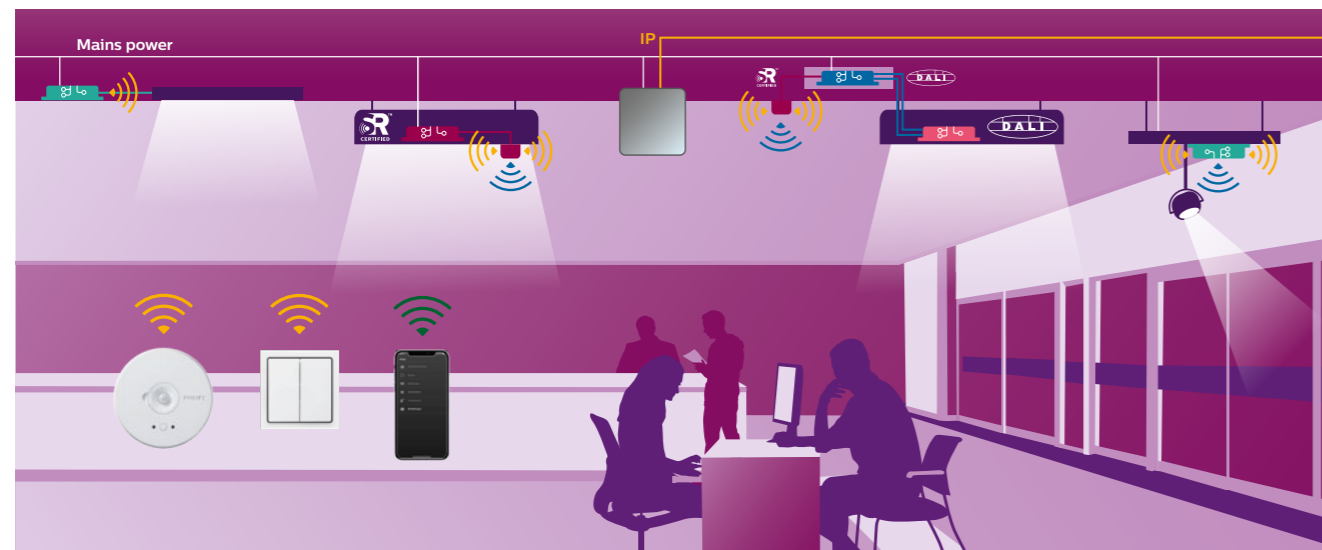


Figure 8: An integrated IoT solution for indoor lighting architecture.



All open standards within one connected lighting network

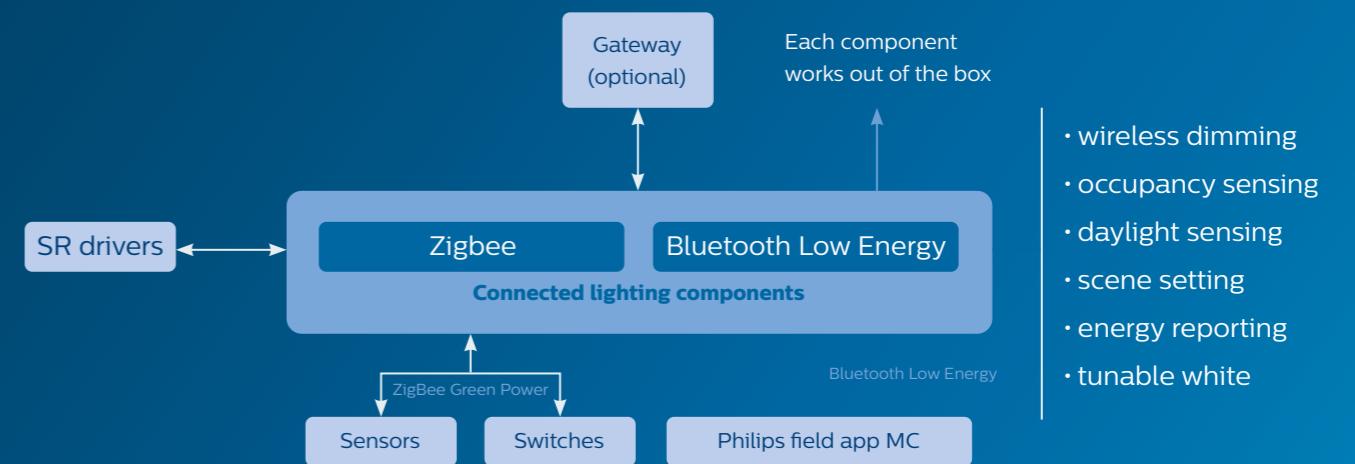
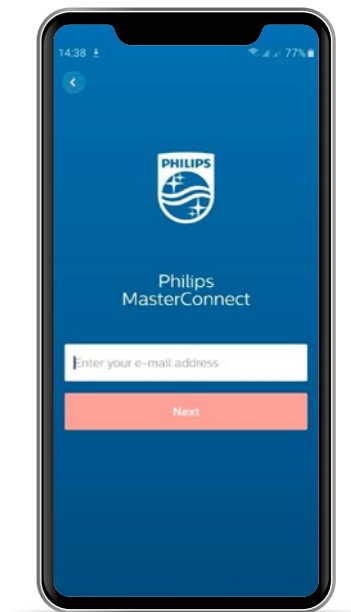


Figure 9: The Philips field app MC enables connected lighting networks based on open standards.

Download the app today

Take the next steps towards simple, scalable, standardized connected lighting. To learn more about lighting components that work with the Philips Field App MC for a wide range of applications, access www.philips.com/fieldappmc. Or download the Philips field app MC and get connected now.



WIZ PRO

Bluetooth MESH
WiFi CERTIFIED



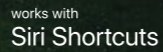

16 million colors



Warm to cool whites



Smart dimming



BUILT FOR SMALL AND MEDIUM PROJECTS

20-200
light points



High-end residential



Multi-residential



Restaurant



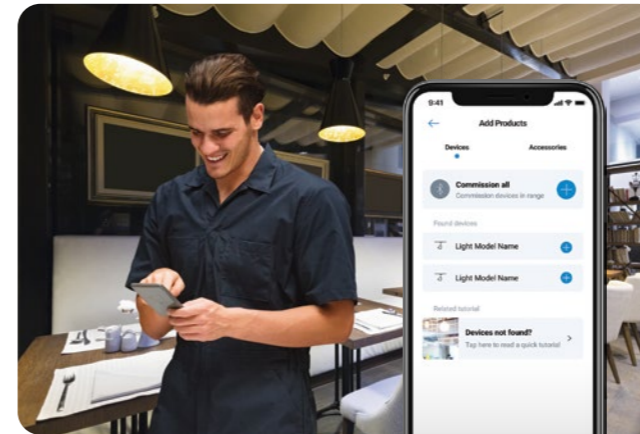
Hospitality



Shop



Office



EASY COMMISSIONING



Complicated wiring is now a thing of the past. Save time with the WIZ Setup app which operates on Bluetooth mesh for effortless wireless commissioning, as most sites have no Wi-Fi in the early stages of the project.



INSTANT WIRELESS CONTROL



Once you have the lights up and running, anyone can enjoy wireless control via Bluetooth mesh accessories — smart switches, remotes and sensors. No app or Wi-Fi connection required, just simple and direct light control.

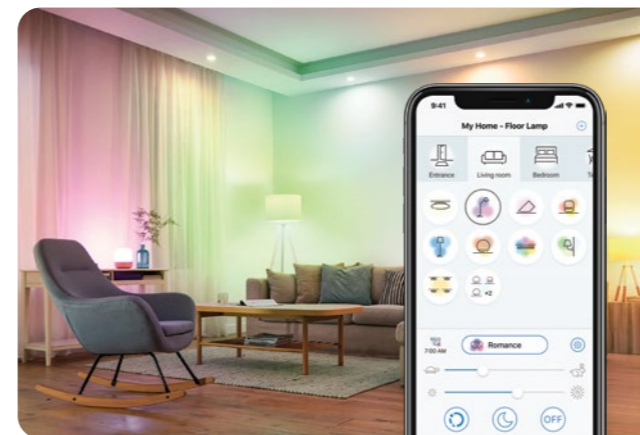

CREATE A WELCOMING SPACE

Ambience creation - turning the professional workplace into a warm and inviting environment for employees, guests and clients - has become one of the key features that businesses look for in a connected lighting package.

Now all this and more is available in one affordable turnkey solution - WIZ Pro. Choose between its wide range of lamps or transform your own lighting fixtures or devices with drivers that bring you into the full WIZ platform that caters to the needs of all stakeholders.

Other important connected light features:


- Easy setup and use
- Reliable everyday connectivity
- Energy efficiency



APP CONTROL



Connecting via Wi-Fi through the WIZ app for end-users offers a richer and customizable experience with pre-designed light modes. Includes 24/7 chat support function.



ADVANCED FACILITIES MANAGEMENT




The WIZ Dashboard goes even further by allowing lighting installation control and remote site management. Get actionable light insights and monitoring with a clear overview of the entire installation.

INSTALL AND CONTROL LOCALLY



SETUP APP

WiZ Pro is plug-and-play, so set up is easy with the smartphone app through wireless Bluetooth mesh commissioning. No gateway or Wi-Fi needed, so you don't need I.T. specialists either. Follow the step-by-step instructions on screen: add your products, decide which rooms you want them to be and perform tests to make sure they work before you hand it over.

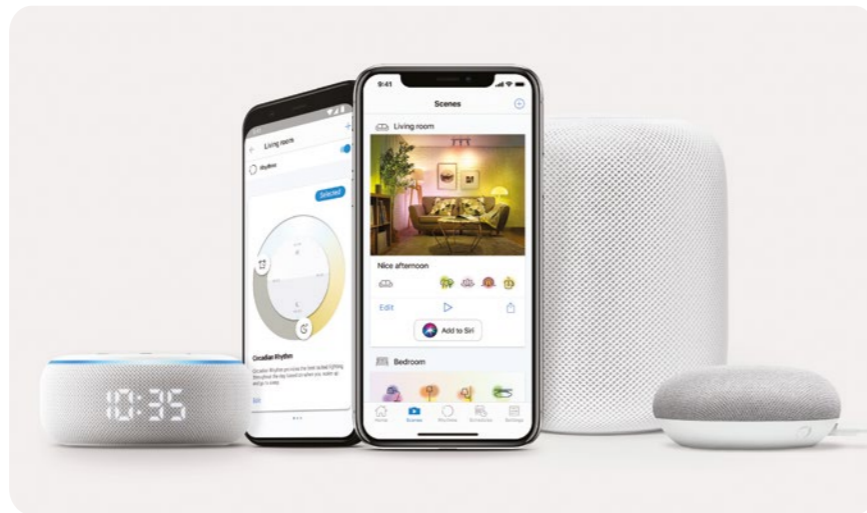


UPGRADE TO FULL CLOUD CONNECTIVITY



WiZ APP FOR END-USERS

Be a lighting designer with the Scenes feature and mix and match light modes to create the perfect ambience – for work, to enhance the shopping experience or to entertain clients and friends when they come and visit. There is also a special human-centric lighting feature – Circadian Rhythm – which offers a smooth transitions from cool white early in the cycle to warm white later on.



DASHBOARD

Get the full picture and visualize where your lights actually are on within a space once you upload the area's floor plan. Set and supervise the status of your lights and devices in any and all the locations you're managing. Each light's usage will be reported, including their remaining lifespan for predictive maintenance.



CREATE YOUR OWN WELCOMING SPACE. GET IN TOUCH WITH US TODAY.

WiZ Pro is an innovative new way to turn your OEM lighting products into smart solutions that create warm and comfortable ambiances. To become a real WiZ on WiZ Pro, go to wizconnected.com/pro or contact your local Signify representative.

BRING YOUR PRODUCTS ONTO THE WiZ PLATFORM

Choose from a wide range of WiZ modules, drivers, lamps and luminaires. If you want your own WiZified products, our WiZards will work with you to create a ready-made solution. More WiZ hardware products will be coming soon.



MODULES

Product name	Operating voltage V	Average operating current mA	Peak current mA	Operating temperature	Interfaces	PWM voltage V	Default PWM frequency Hz
WiZ OEM Module ESP32-SOLO-1 DW	3.0-3.6	80	500	-40 - 105°C	5 x PWM	3.0-3.6	200
WiZ OEM Module ESP32-SOLO-1 TW	3.0-3.6	80	500	-40 - 105°C	5 x PWM	3.0-3.6	200
WiZ OEM Module ESP32-SOLO-1 TW (DIM/CCT)	3.0-3.6	80	500	-40 - 105°C	5 x PWM	3.0-3.6	200
WiZ OEM Module ESP32-SOLO-1 RGBTW	3.0-3.6	80	500	-40 - 105°C	5 x PWM	3.0-3.6	200
ESP32-WROOM-32U	3.0-3.6	80	500	-20 - 85°C	5 x PWM	3.0-3.6	200

DRIVERS

Product name	Housing mm	Dimming range %	Output power range W	Output current range A	Output voltage range V	Ambient temperature (Operational)	AOC setting	Isolation	Life time h
Xitanium 44W 0.7-1.05A 42V WiZ DM 230V	108x68x32	10-100	21-44	0.7/0.8/0.9/1.05	30-42dc	-20 - 50 °C	Dip switch	SELV	50000
Xitanium 44W 0.7-1.05A 42V WiZ TW 230V	108x68x32	10-100	21-44	0.7/0.8/0.9/1.05	30-42dc	-20 - 50 °C	Dip switch	SELV	50000

CONTROLLERS

Product name	Housing mm	Dimming range %	Dimming method	Input voltage V	Max. output power W	No. of output channel	Ambient temperature (Operational)	Ingress protection classification	Life time h	Installations
WiZ CV-96W DW	124x26x10	10-100	PWM	12-24dc	96	1CH	-20 - 50 °C	IP20	20000	built-in
WiZ CV-96W TW	124x26x10	10-100	PWM	12-24dc	96	2CH	-20 - 50 °C	IP20	20000	built-in
WiZ CV-96W TR	124x26x10	10-100	PWM	12-24dc	96	5CH	-20 - 50 °C	IP20	20000	built-in

BRIDGE BOXES

Product name	Housing mm	Dimming range %	Dimming method	Input voltage V	Max. output power W	No. of output channel	Ambient temperature (Operational)	Ingress protection classification	Life time h	Installations
WiZ Wireless Phase-cut Bridge Box*	87.5x41x28	10-100	Trailing-Edge	100-277ac	150	1CH	-20 - 50 °C	IP20	50000	Independent
WiZ Wireless 0-10V Bridge Box*	87.5x41x28	0-100	0-10V	100-277ac	300	1CH	-20 - 50 °C	IP20	50000	Independent
WiZ Wireless RGBTW Bridge Box*	87.5x41x28	0-100	PWM	12-24dc	180	5CH	-20 - 50 °C	IP20	50000	Independent
WiZ Wireless TW Bridge Box*	87.5x41x28	0-100	PWM	12-24dc	180	2CH	-20 - 50 °C	IP20	50000	Independent
WiZ Wireless DW Bridge Box*	87.5x41x28	0-100	PWM	12-24dc	90	1CH	-20 - 50 °C	IP20	50000	Independent

LED LAMPS

Product name	Cap	Bulb shape	Lamp wattage claim W	Replaced wattage W	CCT K	Lumen lm	Life time h	CRI	Input voltage V	Input current mA
Tunable Whites GU10	GU10	PAR16	4.9	50	2700-6500	400	15000	90	220-240ac	40
Colors & TW GU10	GU10	PAR16	4.9	50	2200-6500 (RGB)	400	15000	90	220-240ac	40
Tunable Whites Candle E14	E14	C37	4.9	40	2700-6500	470	15000	90	220-240ac	40
Colors & TW Candle E14	E14	C37	4.9	40	2200-6500 (RGB)	470	15000	90	220-240ac	40
Tunable Whites A60 E27	E27	A60	8	60	2700-6500	806	25000	90	220-240ac	70
Colors & TW A60 E27	E27	A60	8	60	2200-6500 (RGB)	806	25000	90	220-240ac	70
Tunable Whites A60 B22	B22	A60	8	60	2700-6500	806	25000	90	220-240ac	70
Colors & TW A60 B22	B22	A60	8	60	2200-6500 (RGB)	806	25000	90	220-240ac	70
Tunable Whites A67 E27	E27	A67	13	100	2700-6500	1521	15000	90	220-240ac	110
Colors & TW A67 E27	E27	A67	13	100	2200-6500 (RGB)	1521	15000	90	220-240ac	110
Tunable Whites G95 E27	E27	G95	11	75	2700-6500	1055	25000	90	220-240ac	95
Colors & TW G95 E27	E27	G95	11	75	2200-6500 (RGB)	1055	25000	90	220-240ac	95
Colors & TW G95 B22	B22	G95	11	75	2200-6500 (RGB)	1055	25000	90	220-240ac	95

LED STRIPS

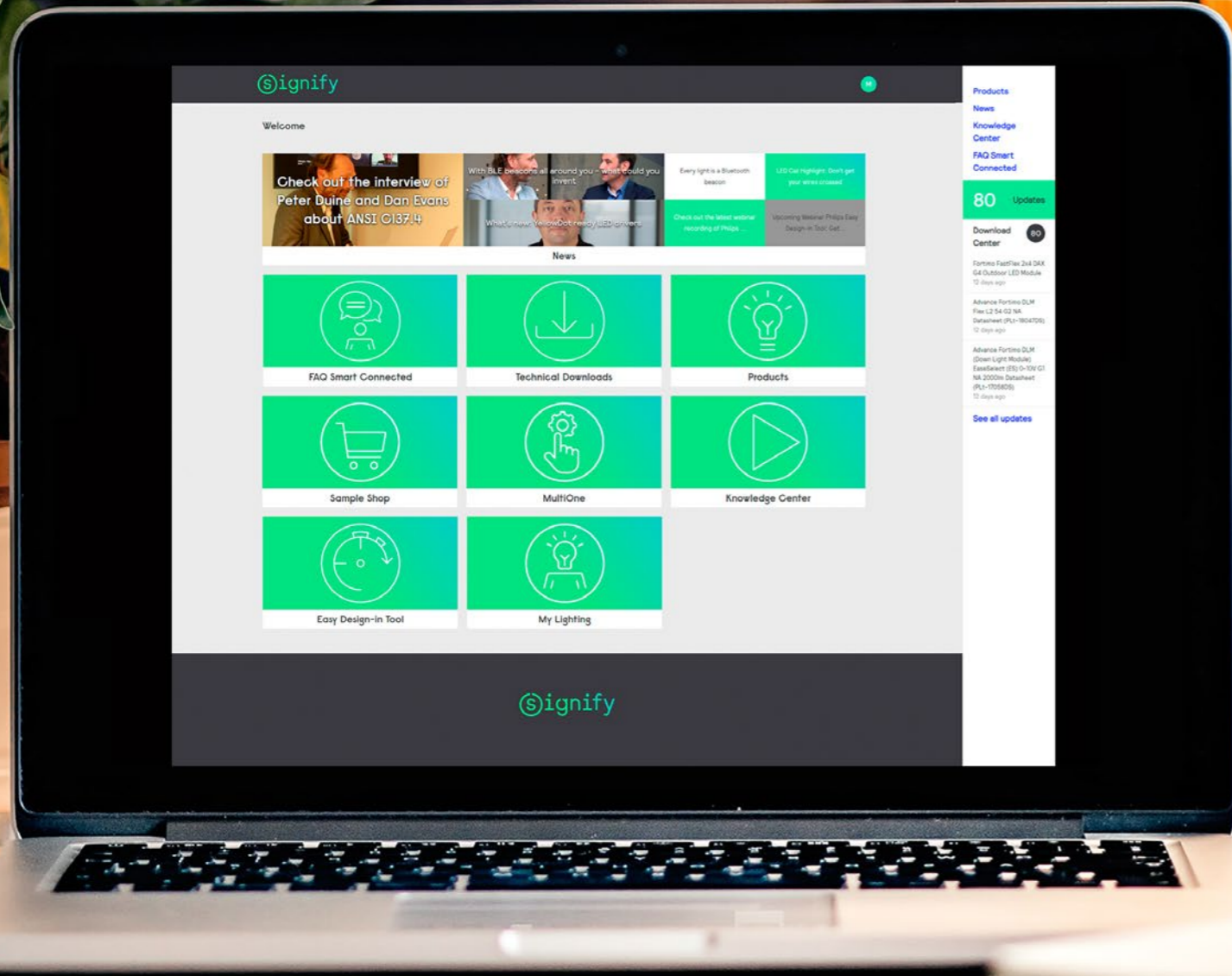
Product name	Lamp wattage claim W	Total lumen lm	CRI	CCT K	Life time h	Input voltage V	Input current mA	Length mm	Plug type	Cord length mm
LED Strip 2M Starter Kit EU	20	1600	80	2700-6500 (RGB)	15000	100-240ac	240	2000	EU plug	1500
LED Strip 2M Starter Kit UK	20	1600	80	2700-6500 (RGB)	15000	100-240ac	240	2000	BS plug	1500
LED Strip 1M Extension	11	800	80	2700-6500 (RGB)	15000	12dc	800	1000	-	-

*Product specs, form factor and launch date are subject to change



OEM Tools & Services

Now is the time to go digital!

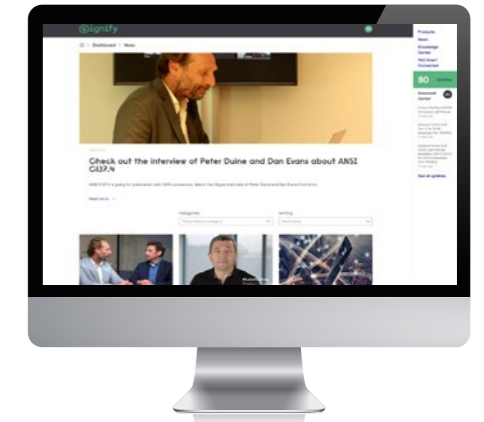


My Technology Portal

Did you already check it out?

My Technology Portal provides you 24/7 services to drive your business with our OEM technology. Let yourself be easily guided through every step of the process. Whether you're looking for our latest products, phase-out information or the delivery time of your pending orders, you've got all our services at your fingertips with just one log in.

- Easy Single Sign on wherever you are on any device.
- Gives you access to all the new online tools.
- The existing User License Key will no longer be required when you access MultiOne from My Technology Portal.



Products; all upcoming introductions and phase-outs including dates, codes, all the files you need and quick links to order samples including a customized overview of upcoming phase-outs based on your order history.



Easy Design-In Tool; access this tool via the portal for additional functionalities to easily explore our products and create your ideal LED configuration in a few clicks.



Knowledge Center; find all the "how-to" videos you need, and stay tuned as new videos will be added soon!



My Lighting; review your orders, and check order status and delivery information in My Lighting.



News; includes webinars, tutorials, OEM videos, event information and marketspecific insights.



My account; customize your dashboard, set notifications.



Webshop; order samples of our newest products, or find out the last status of your order.



MultiOne; find all information and software files you need in this new widget.



FAQ Connected; all your questions about connected are answered in this widget!



Compose & Connect Configurator; build your connected system from a wide variety of smart products, including the ones working with Philips Field App MC.

NEW



OEM LED Catalog has gone digital!

From anywhere and anytime, access the interactive catalog and browse easily through the Philips products overview or stay updated by reading the articles. Take the most out of the new digital version:

- Use the clickable navigation bar to jump to your desired section.
- Bookmark pages or add sticky notes for future reference.
- Adjust your screen view according to personal preference.
- **My Technology Portal exclusive option** – find out more information about your favorite product by clicking on it.

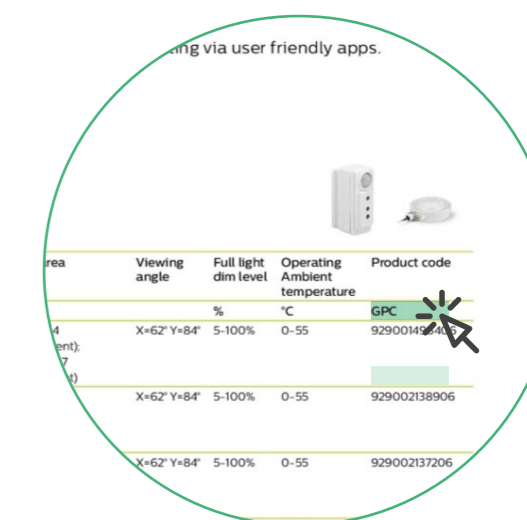
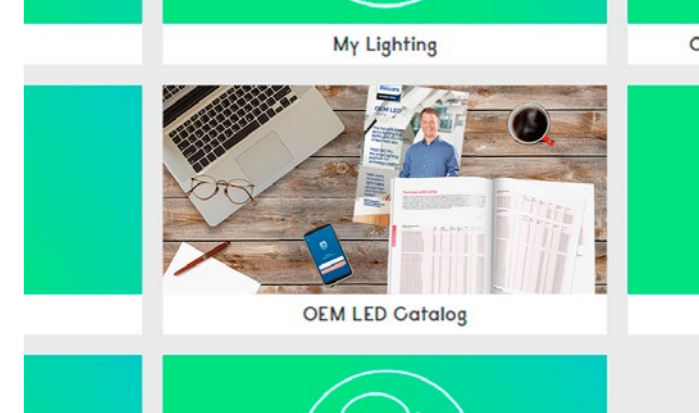


View the catalog on our website: lighting.philips.co.uk/oem-emea/oem-led-catalog or enjoy the extended functionalities once logged in to My Technology Portal.

To benefit from the exclusive option of clickable GPC codes, you need to log in to My Technology Portal. Just access the OEM LED catalog widget on your dashboard and enjoy the easy functionality.

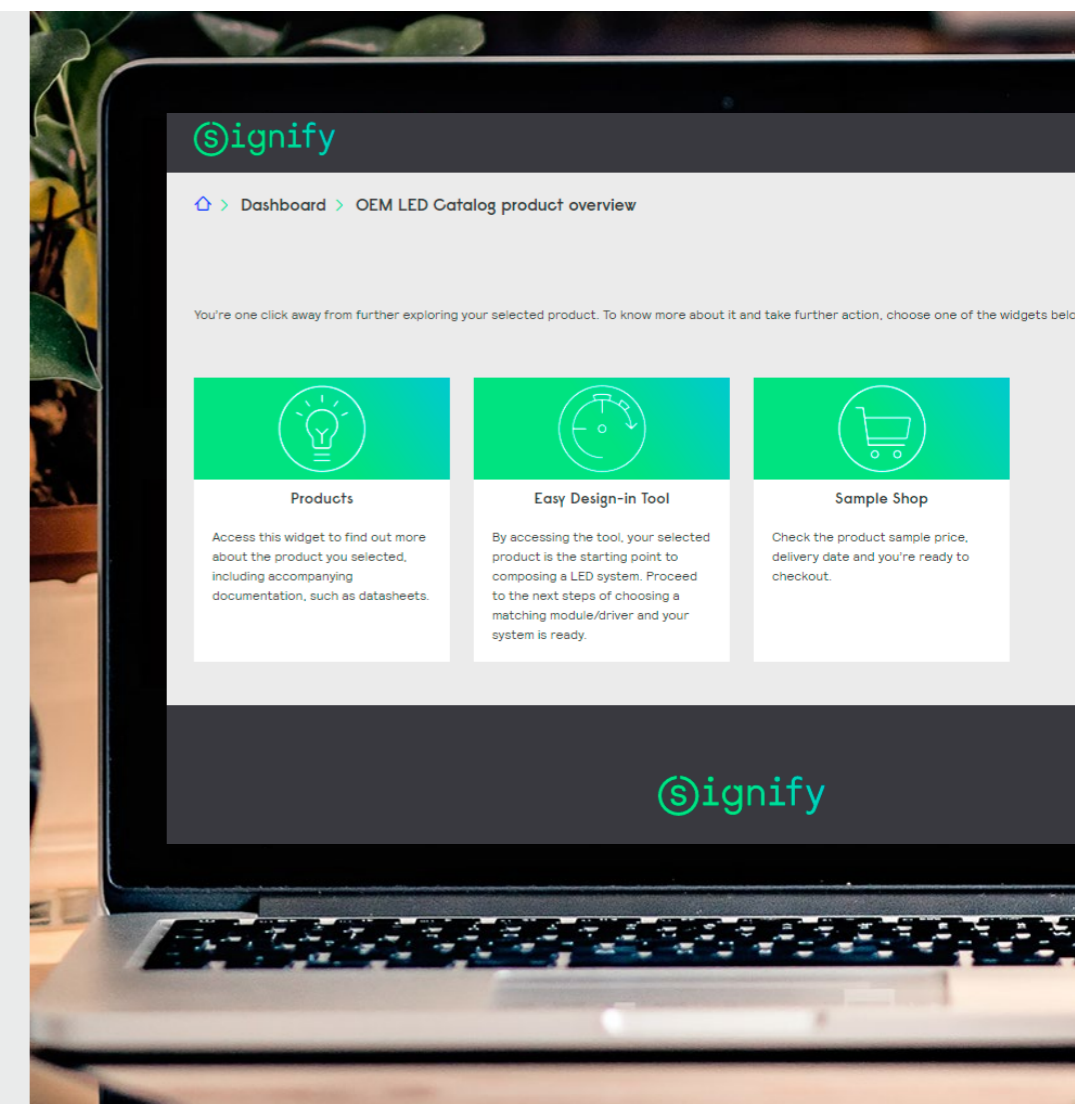
Now your favorite product is one click away

You're just one click away from more information about the product you're interested in. The new feature allows you to click any GPC product code, which will redirect you to a product-specific page within the My Technology Portal environment.



The choice is yours – order a sample via the webshop, view documentation within the products widget or compose a connected system in Easy Design-In Tool. All choices are tailored around your selected product.

Take the chance, because now, your favorite product is one click away!





MultiOne


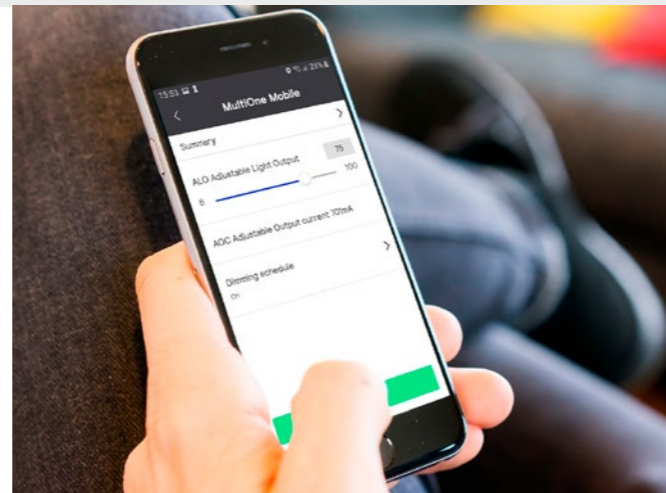
Drive your lighting business, now via your mobile!

Our range of MultiOne tools is constantly expanding, the latest addition to the software family being MultiOne Mobile. All the tools are designed to provide the right support at every stage in the production process – from installation to maintenance.



To support the worldwide available range of Philips SimpleSet drivers, which can be configured via NFC, Signify introduces a simple tool to finetune luminaires' settings – MultiOne Mobile. The latest addition to the MultiOne tools family covers the entire process from installation, maintenance and in-field configurations, MultiOne Mobile provides the opportunity for OEMs to increase the flexibility of their luminaires in own application areas. As well as for installers to apply last minute changes on light output, dimming schemes and generate reports for complete traceability.


Start configuring now, MultiOne Mobile is available for download on Google Play.



Enables last minute changing of light output and the DynaDimmer scheme for outdoor drivers



Increases diversity of offering and lowers inventory as standard luminaires can be used for multiple applications



Runs on smart phones and uses the SimpleSet interface, available on most Philips drivers

What are the benefits of MultiOne Mobile?



- The tool enables configuring your Philips drivers in a later stage within the production – installation process.
- Contributes to lowering your inventory, because standard luminaires can be used for multiple applications.
- Suitable for all Signify SimpleSet (NFC) drivers which are supporting ALO (Adjustable Light Output) feature and optionally DynaDimmer.
- Built on open standard technology like Near Field Communication (NFC), Android and Bluetooth.
- User friendly interface and no need for registration.

The MultiOne tools family

Each tool has specific functions that will bring maximum benefit for each specific production stage. Check out the table below to see which tool is the most appropriate for your needs.

Overview of tools

	PC based application	Cloud based application	Smartphone (Android)	SimpleSet	DALI	API link	Restricted access	Read settings	Create feature file	Read out Driver diagnostics	Create DALI schedule file	Log-file of created settings	Print label	Control via M2M interface
MultiOne Basic / Express	●			●										
MultiOne Mobile			●	●								●		
MultiOne Cloud		●				●			●					
MultiOne Web		●		●	●		●	●	●	●				
MultiOne Engineering	●			●	●			●	●	●	●			
MultiOne WorkFlow	●			●	●							●	●	●

● Current MultiOne tools functionalities
● Next-generation MultiOne tools functionalities

More information and download links for MultiOne can be found via this link: www.lighting.philips.co.uk/oem-emea/products/philips-multione-configurator



Our improved Easy Design-In Tool – the tool you trust, but now even better

Making your work easier every day, your way!



- Search easily and save time.
- Find validated combinations.
- Show life-cycle status and offer access to archived products.
- Select from FlexTune and SR components.
- Compose wireless lighting networks that work with the Philips field app MC.

We recognize your growing need to easily and quickly search, find and select LED system components for both new and replacement systems. Check out our product offering using the enhanced search option, or let the tool guide you by clicking the “Guide me” button. Easy Design-In Tool is here to help you, your way, every day!

Playground – Drivers & modules in one view

Whether selecting a LED module, driver or when composing an entire LED system, you can explore and select all on a single view adjusted for your task. Flexibility on concurrently choosing multiple solutions and decide later on which one to keep. All calculated results are validated by us to support product warranties. Once satisfied, you can download your preferred solution including documentation or purchase your samples.

Your guide into a complete connected system

Turn your existing LED system into a connected one in a few clicks. It's quick and easy to compose systems and feature sets for every application. Explore a wide range of smart products that work with the Philips field app MC – SR drivers, EasyAir sensors, Zigbee switches,

SR certified partner products and more. Additionally, complement your system with our emergency products.

Get your value, use log on

Being part of your journey with us, the tool provides a smarter way to streamline your workflow. You can even set your personal working environment by storing your filter settings and preferred view. Simply log-in with your My Technology Portal account to access customized views and connect to other digital support tools. One account for all tools and services.

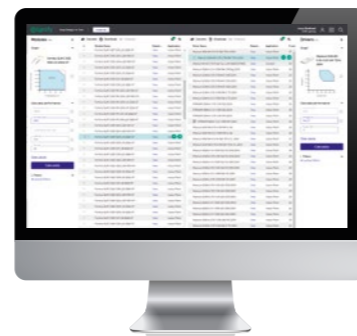
Get into the habit

To see just how easy life could be, login and start exploring the tool at easydesignintool.signify.com – your trusted advisor.



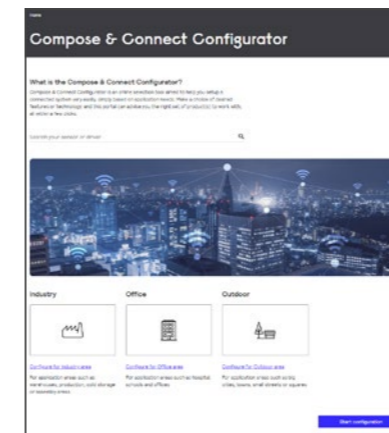
“We choose Signify because of the Easy Design-In Tool.”

Pilar Torres Villodre,
Purchasing Manager,
Orbit Lighting



Together with Easy Design-In Tool, this one-stop tool builds connected systems in a few clicks. Explore a wide range of smart products that work with Philips field app MC – SR drivers, EasyAir sensors, Zigbee switches, SR certified partner products and more. Composing your FlexTune Tunable White system is now possible too. It's quick and easy to compose systems and feature sets for every application. Then purchase samples or continue building your system in Easy Design-In Tool. Start configuring, get connected now!

- Select from SR components.
- Products that work with Philips field app MC.
- Build a FlexTune system (Tunable White).



Step 1

Start composing your connected system. Access the tool via My Technology Portal, using Easy Design-In Tool or access this link www.composeconnectconfigurator.signify.com

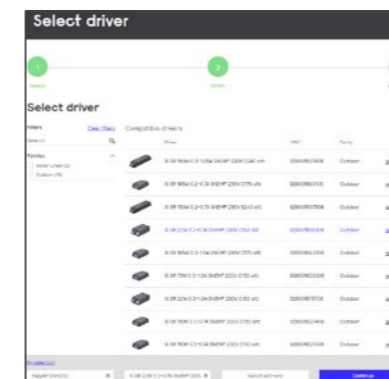
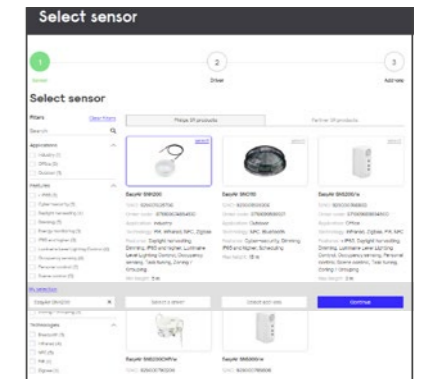
Select your application area or follow the two-step selector guide.

Step 2

Explore SR nodes. Use the filters on the left to show only those that match your criteria.

Certified SR partner products are on the second tab with the same filters.

Your chosen SR node will be shown in the “My selection” window at the bottom of the page. Click **continue**.



Step 3

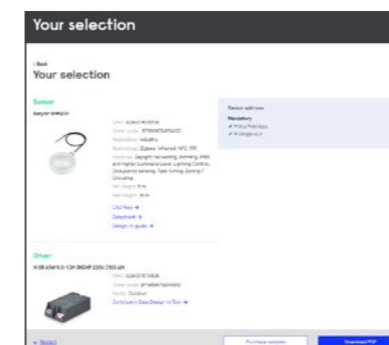
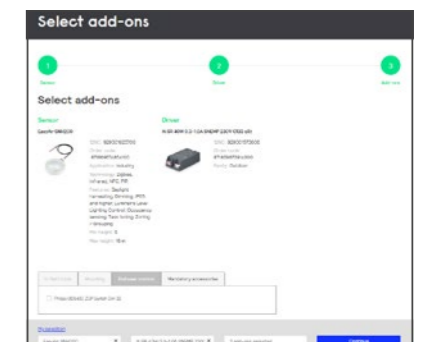
Next, you'll see compatible SR drivers. Use the filters to match your criteria, then select your preferred choice.

Your chosen SR driver will be displayed in the “My selection” window at the bottom of the page. Click **continue**.

Step 4

Explore accessories for your system. Mandatory choices are automatically selected for you.

All your chosen accessories will appear at the bottom. Click **continue**.



Step 5

View your selected products.

Follow the data links for more info or add LED modules in Easy Design-In Tool to complete your system. Or download a PDF system summary for a product overview and documentation.

You can also purchase samples in our web shop. Start configuring, get connected now!

saving energy and costs

Connectivity

Feel the potential of connected lighting

Let's connect

“Get connected today”



Connected lighting solutions are steadily emerging to be the value pillar within the lighting industry. In order to further boost the smart lighting era within the professional setup, we have launched wireless lighting components that work with the Philips field app MC. This wireless lighting system works in a stand-alone mode (without a gateway) to enable completely automated lighting for users. It is designed to be simple and quick to setup and has been successfully validated by a wide installer base.

Our connected solution offers widespread scalability starting from room-based simple dimming to luminaire-based granular dimming; all the way to advanced use cases such as scheduling or cloud-based benefits via the gateway. A connected network composed of Xitanium wireless drivers, EasyAir SNS210 or EasyAir SNS410 enable applications in schools, healthcare facilities, offices, shops, assembly areas or warehouses. Now you can easily enable any use case by setting up these lighting components via the Philips field app MC.

The uniqueness of our connected proposition is that all its products operate over open standards, resulting in a choice of component supplier(s) to all OEMs. This is a great benefit as it helps drive the industry towards lower costs, while ensuring sustainability for the end user. This means that without changing any components, newer components (built on the same open protocols) can be added to the lighting plan at a later moment in time.

Our connected solution delivers on the promise of being simple, scalable and standardized. Go stand-alone, get connected now!

Priyanka Kumar
EMEA product manager
sensors

Benefits of our connected solution

For the OEM/installer:

- simple and quick setup of lights
- single app for different applications: office, retail and industry
- access sharing and transfer of project data
- choice of in-field configuration to suit lighting requirements of any space
- cost-effective components.

For the end-user:

- adapt lighting setup at any time
- comfortable automated lighting experience
- energy reporting on phone
- variety of switches to suit local needs and project look and feel
- secure system
- future-proof and peace of mind: stand-alone system can be upgraded to gateway.



Just released!

Order now at
www.philips.com/oemwebshop

EasyAir SNS210 MC


See page 30



This next-generation sensor enables Bluetooth communication for easy and quick installation in indoor spaces such as offices, schools or hospitals. A one stop, future-proof device, it works in a stand-alone manner or with a gateway via Zigbee technology. It works with a simple, user-friendly iOS/Android app for an intuitive workflow that takes advantage of motion and daylight sensing for significant energy savings.

EasyAir switches

See page 31



Designed for basic use cases with manual control in connected lighting networks built with the Philips field app MC*. The switches are wireless and battery-less, needing no maintenance. Can be easily setup using the app; and is also supported for EasyAir SNS200.

EasyAir SNS410 MC

See page 30



A radio-only node built on the same platform as SNS210 but can work across both office and industry applications. It is a complementary product to wireless drivers and can be setup to communicate with ZGP sensors via the Philips field app MC*.

EasyAir room-based sensors

See page 30



A Zigbee Green Power (ZGP) sensor with the capability to detect occupancy and daylight levels. It works with Xitanium MC wireless drivers or EasyAir SNS410 for room-based control applications and is ideally suited for offices, schools or hospitals. The sensors are battery powered with a lifetime of more than seven years.

* The commission app is available for download under the name of Philips field app MC. From the beginning of 2021, this app will be renamed as Philips MasterConnect app for full inclusion in the new generation of Philips MasterConnect LED lamps that are Bluetooth enabled.

Suitable for:



Order at sample webshop
philips.com/oemwebshop

For further information visit philips.com/technology

Connectivity

The EasyAir sensors have a single-box, luminaire-mounting format, powered by Xitanium SR via a two-wire connection, to save time and costs when integrating them into your luminaires. The last generation EasyAir SNS200/SNS300/SNH200 sensors feature presence and daylight sensing together with advanced grouping. They are intended to be used across all office and industry applications, such as open-plan offices, meeting rooms, warehouses and assembly areas.

The next generation wireless sensors that work with BLE (Bluetooth Low Energy) technology and can be setup using Philips field app MC, are available on both iOS and Android platforms. The office sensor EasyAir SNS210 MC not only brings energy savings, but also enables human-centric lighting with color tuning and color scene recall. A gateway from one of the trusted partners can be added via the app to support the circadian rhythm.

The EasyAir sensors enable simple and valuable smart lighting use cases in a cost-effective way.

Simplify your lighting, add more comfort, be future-proof. Get connected now!

Sensors



Product specification								
Product name	Housing (volume inside luminaire)	Key features	Req. luminaire hole	Occupancy technology	Detection area	Full light dim level	Operating Ambient temperature	Product code
	mm		mm		m	%	°C	GPC
new EasyAir SNS210/w MC	50x19x31.5 (50x19x24)	Advanced grouping, energy reporting, Over the Air upgrade, Human centric lighting	44x17	Passive IR	At 3m - 3.6x3.4 (minor movement); At 2.4m - 2.9x2.7 (minor movement)	1-100%	0-55	929001496406
new EasyAir SNS210/b MC	50x19x31.5 (50x19x24)	Advanced grouping, energy reporting, Over the Air upgrade, Human centric lighting	44x17	Passive IR	At 3m - 3.6x3.4 (minor movement); At 2.4m - 2.9x2.7 (minor movement)	1-100%	0-55	929002137206
new EasyAir SNS410 MC	50x19x31.5	No sensing, radio only node, advanced grouping, over the air upgrade, human centric lighting	44x17	n.a	n.a	1-100%	0-65	929002137006
new EasyAir Occupancy Daylight ZGP sensor MC	Mounted externally	External, battery powered, Zigbee Green Power sensor; works with MC wireless drivers or SNS410. Enables occupancy and daylight sensing	Not applicable	Passive IR	At 2.5m - 7.2mx5.4m (major movement); 5.4mx3.6m (minor movement)	1-100%	-5...45	929002146106
new EasyAir Occupancy ZGP sensor MC	Mounted externally	External, battery powered, Zigbee Green Power sensor; works with MC wireless drivers or SNS410. Enables occupancy sensing only	Not applicable	Passive IR	At 2.5m - 7.2mx5.4m (major movement); 5.4mx3.6m (minor movement)	1-100%	-5...45	929002146006
EasyAir SNS200/w	50x19x31.5 (50x19x24)	Advanced grouping Color: white	44x17	Passive IR	At 3m - 3.6x3.4 (minor movement); At 2.4m - 2.9x2.7 (minor movement)	5-100%	0-55	929000766803
EasyAir SNS200/g	50x19x31.5 (50x19x24)	Advanced grouping Color: grey	44x17	Passive IR	At 3m - 3.6x3.4 (minor movement); At 2.4m - 2.9x2.7 (minor movement)	5-100%	0-55	929001560703
EasyAir SNS200/b	50x19x31.5 (50x19x24)	Advanced grouping Color: black	44x17	Passive IR	At 3m - 3.6x3.4 (minor movement); At 2.4m - 2.9x2.7 (minor movement)	5-100%	0-55	929001651206
EasyAir SNS300/w	50x19x31.5 (50x19x24)	Advanced grouping Color: white Zigbee 3.0 gateway	44x17	Passive IR	At 3m - 3.6x3.4 (minor movement); At 2.4m - 2.9x2.7 (minor movement)	5-100%	0-55	929000795606

Product specification

Product name	Housing (volume inside luminaire)	Key features	Req. luminaire hole	Occupancy technology	Detection area	Full light dim level	Operating Ambient temperature	Product code
EasyAir SNH200	Diameter: 115 Height: 43	Advanced grouping and zoning	M20 threaded nipple for M20 knockout	Passive IR	At 16m - range diameter 16 At 12m - range diameter 13 At 8m - range diameter 9 At 4m - range diameter 4.5	5-100%	-30-65	929001625706
EasyAir SNS200CMP/w	Remote mounting in ceiling	Advanced grouping; remote mounting Color: white	Not applicable	Passive IR	At 3m - 3.6x3.4 (minor movement) At 2.4m - 2.9x2.7 (minor movement)	5-100%	0-55	929000790206
EasyAir SNS300CMP/w	Remote mounting in ceiling	Advanced grouping; remote mounting Color: white	Not applicable	Passive IR	At 3m - 3.6x3.4 (minor movement) At 2.4m - 2.9x2.7 (minor movement)	5-100%	0-55	929001702606

Accessories

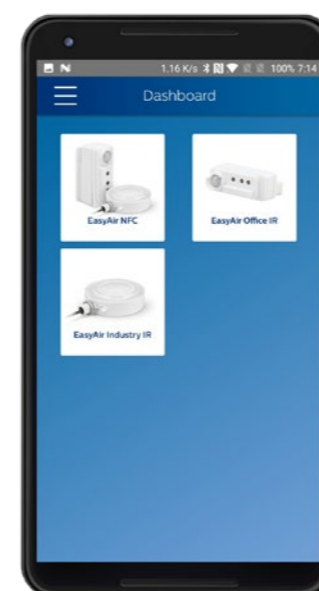


Product specification


Product name	Description	Product code
new EasyAir 2B switch	Wireless switch based on energy harvesting; can be used with products that work with Philips field app MC or EasyAir SNS200 for switching or dimming	929002821906
new EasyAir 4B switch	Wireless switch based on energy harvesting; can be used with products that work with Philips field app MC or EasyAir SNS200 for switching, dimming or scene control	929002821806
IR Dongle v2.0	Infrared device to commission EasyAir SNS200 and EasyAir SNH200	929001678906
SMB-50/w	Surface mount bracket - white colour	929002813706
SMB-50/g	Surface mount bracket - grey colour	929002812806
SMB-50/b	Surface mount bracket - black colour	929002137306
CMP/w	Ceiling mount plate for EasyAir office sensors for remote mounting	929002137106
SR connector	Compact 4 pole receptacle, IP 66 (with cap or node), IK09, can be used upwards and downwards, according Zhaga Book 18 specifications	929001650806
SR cap light grey	For future-proof luminaire without node	929001651006
SR cap dark grey	For future-proof luminaire without node	929001650906

Apps

For quick and easy configuration and commissioning of controls during and after installation, Android-based apps are available on the Google Play store free of charge. For EasyAir indoor sensors such as SNS200 or SNH200, Philips field apps is available on the Google Play Store; whereas for EasyAir SNS210, Philips field app MC* is available on the App Store and Play Store.



Philips field apps



Philips field app MC

* The commission app is available for download under the name of Philips field app MC. From the beginning of 2021, this app will be renamed as Philips MasterConnect app for full inclusion in the new generation of Philips MasterConnect LED lamps that are Bluetooth enabled.

Suitable for:



Order at sample webshop
philips.com/oemwebshop

For further information visit philips.com/technology



powerful
and
attractive

Point source modules

Light
that sells

“Unmatched and powerful quality of light for a unique shopping experience.”

The Fortimo LED SLM portfolio distinguishes itself due to its exceptional quality of light achieved by multiple different light recipes. On top of that, the range consists of multiple lumen packages enabling powerful and consistent accent lighting throughout the entire retail store. With the new Fortimo LED SLM VO gen 1 we're opening up a new offering for more economical applications.

Selecting your flavor

Since its introduction, the Fortimo LED SLM range has grown to be one of the most used accent lighting modules in the industry. The range has steadily grown to accommodate the ever-changing needs in retail lighting. High CRI and color saturation, high punch or high lm/W, Fortimo LED SLM can provide all of this.

Crisp white delivers stunning whites and vibrant colors in fashion stores, whereas premium white offers the best light quality without sacrificing efficiency for every retail environment. Fortimo LED SLM premium color is a complete spectrum which combines beautiful saturated colors with a strong energizing white and rich black experience. It is designed to enhance the shopping experience by adding energy to a room and boost the perceived value of products on display.

For an extra punch, our high-density portfolio enables small Chip-on-Board modules (CoBs) to emit more light. Due to its high output and small LES size, Fortimo LED SLM gen 7 HD is perfect for narrow beam applications or for miniaturized designs, resulting in higher efficacy or a significant cost advantage at the application level.

The Fortimo LED SLM food premium red and Fortimo LED SLM food warm white are dedicated propositions for fresh food applications. These special spectrums enhance the appearance of bread, fruit, vegetables and meat.

With the new Fortimo LED SLM VO gen 1 we are adding a value product proposition to our portfolio. Where good is good enough, Fortimo LED SLM VO gen 1 fits your down- or spotlights.

Leading TLA performance

For high-performance downlight applications, our Fortimo LED DLM EaseSelect family, with integrated driver technology, comes in a range of lumen packages and color temperatures. Fortimo LED DLM EaseSelect enhances wellbeing by eliminating temporal light artifacts (TLAs) such as visual flicker, which have a negative impact on health.

Mustafa Oktay
Product manager
retail

powerful
and
attractive

Just released!

Order now at
www.philips.com/oemwebshop

Fortimo LED SLM gen 7+ high density

See page 41



NEW

We've increased the efficiency (lm/W) in our high density (HD) range to further increase the punch effect of your accent lighting application.

Fortimo LED SLM gen 7 food

See page 44



NEW

The upgraded Fortimo SLM food premium red (FPR) and food warm white (FWW) now have an improved efficiency. Next to that, we've added a new recipe to our portfolio for iced seafood applications (FIS). All these recipes are available in the familiar form factors 1208 and 1211, the form factor 1205 is also new in this range.

Fortimo SLM holder extension

See page 45



NEW

Additional holders with a wire length of 280 mm.

Coming soon!

LED innovations in the
pre-launch phase

Fortimo SLM gen 7 CRI 90 HE

We're applying our new CRI 90 high efficiency (HE) technology to our Fortimo SLM gen 7 premium white and premium color products. A move that enables us to improve the efficiency of the CRI 90 products by 10%. At the same time, we're improving the color consistency to 2 SDCM for the ultimate high performing quality of light products.

Suitable for:



Retail

For further information visit philips.com/technology

SLM selection guide

Different applications require different light solutions. The selection guide below helps in selecting the right light recipe for various needs. Personal taste is always an important factor to consider, therefore we recommend a test set-up is performed before selecting the final lighting recipe.

Fortimo SLM selection guide

Lighting recipe	Key aspects	Key applications
Fortimo SLM gen 7 standard white	<ul style="list-style-type: none"> Highest lm/W Regular on-BBL color points (replacement of halogen). Easily combined with linear lighting. 	<ul style="list-style-type: none"> hospitality supermarkets diy stores/big box offices.
Fortimo SLM gen 7 premium white	<ul style="list-style-type: none"> Same color point and appearance as CDM-Elite. Bright and energized ambience with strong effect on white fabrics. Same energy efficiency as standard white. Strong natural saturated colors. 	<ul style="list-style-type: none"> fashion retail car showrooms furniture stores electronics stores.
Fortimo SLM gen 7 premium color	<ul style="list-style-type: none"> Rich saturated color pallet, combined with strong white effects in a nice balance. Effect on both ambience and textiles. Slightly lower energy efficiency. 	<ul style="list-style-type: none"> fashion retail with special focus on suits and denim car showrooms.
Fortimo SLM gen 7+ high density	<ul style="list-style-type: none"> Higher light output from a smaller area to create a high punch effect. Enables miniaturization of luminaires. 	<ul style="list-style-type: none"> everywhere punch effect for more drama is required.
Fortimo SLM gen 6 crisp white	<ul style="list-style-type: none"> Fantastic rendering of white fabrics. Same effect on white fabrics as sunlight. Lower energy efficiency than other Fortimo SLM light sources. 	<ul style="list-style-type: none"> high-end fashion retail.
Fortimo SLM gen 7 food	<ul style="list-style-type: none"> Specific light recipes for meat, fresh food/bread and iced seafood. Makes the fresh produce sparkle and look tastier. 	<ul style="list-style-type: none"> supermarkets/food retail.



Fortimo LED SLM gen 7

Fortimo LED SLM gen 7 continues to focus on the combination of quality of light and performance. Fortimo SLM gen 7 offers 8% higher efficacy compared to gen 6 in the same form factor. Fortimo LED SLM gen 7 is backwards compatible with existing Fortimo SLM luminaires. To find your perfect system combination, please explore our online Easy Design-In Tool.



Product specification*

Product name	Typical light output	Module efficacy**	Color temperature	Color rendering index	CoB size***	Product code
	lm	lm/W	K	CRI	GPC	
LES size 9 mm						
Fortimo SLM C 827 1203 L09 1619 G7	1100	154	2700	>80	1619	929001583806
Fortimo SLM C 830 1203 L09 1619 G7	1100	158	3000	>80	1619	929001583906
Fortimo SLM C 835 1203 L09 1619 G7	1100	162	3500	>80	1619	929001584006
Fortimo SLM C 840 1203 L09 1619 G7	1100	168	4000	>80	1619	929001584106
Fortimo SLM C 850 1203 L09 1619 G7	1100	168	5000	>80	1619	929001584206
Fortimo SLM C 927 1203 L09 1619 G7	1100	124	2700	>90	1619	929001584406
Fortimo SLM C 930 1203 L09 1619 G7	1100	128	3000	>90	1619	929001584506
LES size 13 mm						
Fortimo SLM C 827 1205 L13 2024 G7	2000	157	2700	>80	2024	929001587806
Fortimo SLM C 830 1205 L13 2024 G7	2000	164	3000	>80	2024	929001587906
Fortimo SLM C 835 1205 L13 2024 G7	2000	168	3500	>80	2024	929001588006
Fortimo SLM C 840 1205 L13 2024 G7	2000	172	4000	>80	2024	929001588106
Fortimo SLM C 850 1205 L13 2024 G7	2000	172	5000	>80	2024	929001588206
Fortimo SLM C 927 1205 L13 2024 G7	2000	125	2700	>90	2024	929001588406
Fortimo SLM C 930 1205 L13 2024 G7	2000	131	3000	>90	2024	929001588506
LES size 15 mm						
Fortimo SLM C 827 1208 L15 2024 G7	3000	158	2700	>80	2024	929001589806
Fortimo SLM C 830 1208 L15 2024 G7	3000	165	3000	>80	2024	929001589906
Fortimo SLM C 835 1208 L15 2024 G7	3000	169	3500	>80	2024	929001590006
Fortimo SLM C 840 1208 L15 2024 G7	3000	173	4000	>80	2024	929001590106
Fortimo SLM C 850 1208 L15 2024 G7	3000	173	5000	>80	2024	929001590206
Fortimo SLM C 857 1208 L15 2024 G7	3000	172	5700	>80	2024	929001590306
Fortimo SLM C 927 1208 L15 2024 G7	3000	125	2700	>90	2024	929001590406
Fortimo SLM C 930 1208 L15 2024 G7	3000	131	3000	>90	2024	929001590506
LES size 19 mm						
Fortimo SLM C 827 1211 L19 2828 G7	4500	158	2700	>80	2828	929001591806
Fortimo SLM C 830 1211 L19 2828 G7	4500	164	3000	>80	2828	929001591906
Fortimo SLM C 835 1211 L19 2828 G7	4500	168	3500	>80	2828	929001592006
Fortimo SLM C 840 1211 L19 2828 G7	4500	175	4000	>80	2828	929001592106
Fortimo SLM C 850 1211 L19 2828 G7	4500	175	5000	>80	2828	929001592206
Fortimo SLM C 857 1211 L19 2828 G7	4500	174	5700	>80	2828	929001592306
Fortimo SLM C 927 1211 L19 2828 G7	4500	126	2700	>90	2828	929001592406
Fortimo SLM C 930 1211 L19 2828 G7	4500	133	3000	>90	2828	929001592506
LES size 23 mm****						
Fortimo SLM C 827 1216 L23 2828 G7	6000	157	2700	>80	2828	929001593806
Fortimo SLM C 830 1216 L23 2828 G7	6000	161	3000	>80	2828	929001593906
Fortimo SLM C 835 1216 L23 2828 G7	6000	165	3500	>80	2828	929001594006
Fortimo SLM C 840 1216 L23 2828 G7	6000	172	4000	>80	2828	929001594106
Fortimo SLM C 850 1216 L23 2828 G7	6000	173	5000	>80	2828	929001594206
Fortimo SLM C 857 1216 L23 2828 G7	6000	172	5700	>80	2828	929001594306
Fortimo SLM C 927 1216 L23 2828 G7	6000	125	2700	>90	2828	929001594406
Fortimo SLM C 930 1216 L23 2828 G7	6000	131	3000	>90	2828	929001594506

* This overview represents the global Fortimo SLM portfolio, please contact our local representative for availability in your region.
 ** Module efficacy is calculated for the typical lm output with Tc= 85C. For more detailed specifications (including lifetime) please check the datasheets or the Easy Design-In Tool.
 *** The CoB size defines the compatibility with the SLM holders. The CoB size is also given in the name of the holder.
 **** LES size 23 mm is only compatible with the Fortimo H PI 2828 holder. (see page 45)

Module driver compatibility

The Fortimo LED SLM portfolio is compatible with multiple Xitanium LED drivers. Xitanium LED drivers are available as a built-in, track or independent driver, dimmable or with a fixed output. For a detailed overview of all the available Xitanium indoor point drivers, please go to the Xitanium indoor point driver section on pages 92-97.

Driver compatibility matrix - track drivers

Module type	Xitanium 10W 0.2/0.25A 40V	Xitanium 20W 0.35/0.5A 40V	Xitanium 30W 0.6/0.75A 40V	Xitanium 32W 0.7/0.8A 40V	Xitanium 42W 0.9/1.05A 40V
1203, L09	•	•			
1205, L13		•	•	•	•
1208, L15		•	•	•	•
1211, L19		•	•	•	•
Xitanium window drivers*					Xitanium single current drivers*

* Check the Xitanium indoor point driver portfolio or philips.com/technology for all available drivers with the operating point you need.

Driver compatibility matrix

Module type	Xitanium 36W 0.3-1A 48V	Xitanium 36W 0.3-1A 48V	Xitanium 50W 0.7-1.5A 48V	Xitanium 50W 0.9-1.4A 48V	Xitanium 16W/m 0.35A 46V SC 230V	Xitanium 23W/m 0.5A 46V SC 230V	Xitanium 28W/m 0.6A 31-46V SC 230V	Xitanium 32W/m 0.7A 46V SC 230V	Xitanium 34W/m 0.8A 42V SC 230V	Xitanium 38W/m 0.9A 42V SC 230V	Xitanium 48W/m 1.05A 46V SC 230V
1203, L09	•				•	•					
1205, L13	•	•			•	•	•	•	•	•	•
1208, L15		•	•	•	•	•	•	•	•	•	•
1211, L19			•	•	•	•	•	•	•	•	•
1216, L23			•	•	•	•	•	•	•	•	•
Xitanium window drivers*					Xitanium single current drivers*						

* Check the Xitanium indoor point driver portfolio or philips.com/technology for all available drivers with the operating point you need.

Complementary partners

Jordan	Ledil	Almeco	BJB	Nata	LedLink	Darkoo	CKO	Carclo
R	L/R	R	R	L/R	L/R	L/R	L	L

L = lenses

R = reflectors

See pages 134-135 for more information.



Create the ideal LED configuration in a minute. Saves time and upgrades your solutions. [Check philips.com/technology](https://philips.com/technology)

Suitable for:



Order at sample webshop philips.com/oemwebshop

For further information visit philips.com/technology

Fortimo LED SLM gen 7 - premium white

Fortimo LED SLM premium white provides the best combination of quality of light and energy efficiency. With color points carefully chosen just below the black body locus, combined with the best color gamut, premium white is ideal for creating ambience, fresh whites and depth of color for retail environments. The premium white portfolio is available in all Fortimo LED SLM gen 7 CoB sizes. The Fortimo premium white portfolio has now been extended with 3500 K and 4000 K. Perfect for a fresh, cool but rich color experience without sacrificing energy efficacy.



Product specification*

Product name	Typical light output lm	Module efficacy** lm/W	Color temperature K	Color rendering index CRI	CoB size***	Product code
LES size 9 mm						
Fortimo SLM C 830 PW 1203 L09 1619 G7	1100	156	3000	>80	1619	929001584606
Fortimo SLM C 930 PW 1203 L09 1619 G7	1100	128	3000	>90	1619	929001584706
Fortimo SLM C 935 PW 1203 L09 1619 G7	1100	137	3500	>90	1619	929001584806
Fortimo SLM C 940 PW 1203 L09 1619 G7	1100	142	4000	>90	1619	929001584906
LES size 13 mm						
Fortimo SLM C 830 PW 1205 L13 2024 G7	2000	159	3000	>80	2024	929001588606
Fortimo SLM C 930 PW 1205 L13 2024 G7	2000	131	3000	>90	2024	929001588706
Fortimo SLM C 935 PW 1205 L13 2024 G7	2000	139	3500	>90	2024	929001588806
Fortimo SLM C 940 PW 1205 L13 2024 G7	2000	143	4000	>90	2024	929001588906
LES size 15 mm						
Fortimo SLM C 830 PW 1208 L15 2024 G7	3000	160	3000	>80	2024	929001590606
Fortimo SLM C 930 PW 1208 L15 2024 G7	3000	131	3000	>90	2024	929001590706
Fortimo SLM C 935 PW 1208 L15 2024 G7	3000	140	3500	>90	2024	929001590806
Fortimo SLM C 940 PW 1208 L15 2024 G7	3000	144	4000	>90	2024	929001590906
LES size 19 mm						
Fortimo SLM C 830 PW 1211 L19 2828 G7	4500	161	3000	>80	2828	929001592606
Fortimo SLM C 930 PW 1211 L19 2828 G7	4500	133	3000	>90	2828	929001592706
Fortimo SLM C 935 PW 1211 L19 2828 G7	4500	141	3500	>90	2828	929001592806
Fortimo SLM C 940 PW 1211 L19 2828 G7	4500	146	4000	>90	2828	929001592906
LES size 23 mm****						
Fortimo SLM C 830 PW 1216 L23 2828 G7	6000	159	3000	>80	2828	929001594606
Fortimo SLM C 930 PW 1216 L23 2828 G7	6000	131	3000	>90	2828	929001594706
Fortimo SLM C 935 PW 1216 L23 2828 G7	6000	139	3500	>90	2828	929001594806
Fortimo SLM C 940 PW 1216 L23 2828 G7	6000	144	4000	>90	2828	929001594906

* This overview represents the global Fortimo SLM portfolio, please contact our local representative for availability in your region.

** Module efficacy is calculated for the typical lm output with Tc= 85C. For more detailed specifications (including lifetime) please check the datasheets or the Easy Design-In Tool.

*** The CoB size defines the compatibility with the SLM holders. The CoB size is also given in the name of the holder.

**** LES size 23 mm is only compatible with the Fortimo H PI 2828 holder. (see page 45)

Driver compatibility matrix - track drivers

Module type	Xitanium 10W 0.2/0.25A 40V	Xitanium 20W 0.35/0.5A 40V	Xitanium 30W 0.6/0.75A 40V	Xitanium 32W 0.7/0.8A 40V	Xitanium 42W 0.9/1.05A 40V
1203, L09	•	•			
1205, L13		•	•	•	•
1208, L15		•	•	•	•
1211, L19		•	•	•	•
Xitanium window drivers*					Xitanium single current drivers*

* Check the Xitanium indoor point driver portfolio or philips.com/technology for all available drivers with the operating point you need.

Driver compatibility matrix

Module type	Xitanium 20W 0.15-0.5A 48V	Xitanium 36W 0.3-1A 48V	Xitanium 50W 0.7-1.5A 48V	Xitanium 50W 0.9-1.4A 48V	Xitanium 16W/m 0.35A 46V SC 230V	Xitanium 23W/m 0.5A 46V SC 230V	Xitanium 28W/m 0.6A 31-46V SC 230V	Xitanium 32W/m 0.7A 46V SC 230V	Xitanium 34W/m 0.8A 42V SC 230V	Xitanium 38W/m 0.9A 42V SC 230V	Xitanium 48W/m 1.05A 46V SC 230V
1203, L09	•				•	•					
1205, L13	•	•			•	•	•	•	•	•	•
1208, L15		•	•	•	•	•	•	•	•	•	•
1211, L19			•	•	•	•	•	•	•	•	•
1216, L23			•	•	•	•	•	•	•	•	•
Xitanium window drivers*					Xitanium single current drivers*						

* Check the Xitanium indoor point driver portfolio or philips.com/technology for all available drivers with the operating point you need.

Complementary partners

Jordan	Ledil	Almeco	BJB	Nata	LedLink	Darkoo	CKO	Carclo
R	L/R	R	R	L/R	L/R	L/R	L	L

L = lenses

R = reflectors

See pages 134-135 for more information.

Suitable for:



Order at sample webshop philips.com/oemwebshop

For further information visit philips.com/technology

Fortimo LED SLM gen 7 - premium color

Premium color is the latest innovation in quality of light. This spectrum has been developed with the strengths of LED technology in mind. It answers the question "How can we make the best LED spectrum possible?". Premium color combines bright whites, perfect blacks and saturated colors without forgetting the importance of energy efficiency. It has been created to enhance the shopping experience. It adds energy to a room and boosts the perceived value of products on display.

Premium color is available in all Fortimo LED SLM form factors, including HD. This means it can be used immediately in existing Fortimo SLM applications.



Product specification*

Product name	Typical light output lm	Module efficacy** lm/W	Color temperature K	Color rendering index CRI	CoB size***	Product code GPC
LES size 9 mm						
Fortimo SLM C 930 PC 1203 L09 1619 G7	1100	117	3000	>90	1619	929001647706
LES size 13 mm						
Fortimo SLM C 930 PC 1205 L13 2024 G7	2000	119	3000	>90	2024	929001647806
LES size 15 mm						
Fortimo SLM C 930 PC 1208 L15 2024 G7	3000	121	3000	>90	2024	929001647906
LES size 19 mm						
Fortimo SLM C 930 PC 1211 L19 2828 G7	4500	120	3000	>90	2828	929001648006
LES size 23 mm****						
Fortimo SLM C 930 PC 1216 L23 2828 G7	6000	119	3000	>90	2828	929001648106

* This overview represents the global Fortimo SLM portfolio, please contact our local representative for availability in your region.
 ** Module efficacy is calculated for the typical lm output with Tc= 85C. For more detailed specifications (including lifetime) please check the datasheets or the Easy Design-In Tool.
 *** The CoB size defines the compatibility with the SLM holders. The CoB size is also given in the name of the holder.
 **** LES size 23 mm is only compatible with the Fortimo H PI 2828 holder. (see page 45)

Driver compatibility matrix - track drivers

Module type	Xitanium 10W 0.2/0.25A 40V	Xitanium 20W 0.35/0.5A 40V	Xitanium 30W 0.6/0.75A 40V	Xitanium 32W 0.7/0.8A 40V	Xitanium 42W 0.9/1.05A 40V
1203, L09	•	•			
1205, L13	•	•	•	•	•
1208, L15	•	•	•	•	•
1211, L19	•	•	•	•	•
Xitanium window drivers*					Xitanium single current drivers*

* Check the Xitanium indoor point driver portfolio or philips.com/technology for all available drivers with the operating point you need.

Driver compatibility matrix

Module type	Xitanium 20W 0.15-0.5A 48V	Xitanium 36W 0.3-1A 48V	Xitanium 50W 0.7-1.5A 48V	Xitanium 50W 0.9-1.4A 48V	Xitanium 16W/m 0.35A 46V SC 230V	Xitanium 23W/m 0.5A 46V SC 230V	Xitanium 28W/m 0.6A 31-46V SC 230V	Xitanium 32W/m 0.7A 46V SC 230V	Xitanium 34W/m 0.8A 42V SC 230V	Xitanium 38W/m 0.9A 42V SC 230V	Xitanium 48W/m 1.05A 46V SC 230V
1203, L09	•				•	•					
1205, L13	•	•			•	•	•	•	•	•	•
1208, L15	•	•	•	•	•	•	•	•	•	•	•
1211, L19	•	•	•	•	•	•	•	•	•	•	•
1216, L23	•	•	•	•	•	•	•	•	•	•	•
Xitanium window drivers*					Xitanium single current drivers*						

* Check the Xitanium indoor point driver portfolio or philips.com/technology for all available drivers with the operating point you need.

Complementary partners

Jordan	Ledil	Almeco	BJB	Nata	LedLink	Darkoo	CKO	Carclo
R	L/R	R	R	L/R	L/R	L/R	L	L

L = lenses
R = reflectors

See pages 134-135 for more information.



Create the ideal LED configuration in a minute. Saves time and upgrades your solutions. Check philips.com/technology

Suitable for:



Order at sample webshop philips.com/oemwebshop

For further information visit philips.com/technology

Fortimo LED SLM gen 7+ high density

The latest generation of Fortimo LED SLM enables higher light output out of small CoB sizes. The Fortimo SLM high density (HD) portfolio is perfect for narrow beam high punch applications, but can also be used for miniaturized downlights when used with optimized lens optics. With Fortimo SLM HD it is possible to get up to 3000 lm out of a LES size of only 9 mm.



Product specification*

Product name	Typical light output lm	Module efficacy** lm/W	Color temperature K	Color rendering index CRI	CoB size***	Product code GPC
Fortimo SLM gen 7+ HD						
LES size 6.5 mm						
Fortimo SLM C 827 1202 L06 1215 G7+	1100	TBC	2700	>80	1215	929002194506
Fortimo SLM C 830 1202 L06 1215 G7+	1100	TBC	3000	>80	1215	929002194606
Fortimo SLM C 835 1202 L06 1215 G7+	1100	TBC	3500	>80	1215	929002194706
Fortimo SLM C 840 1202 L06 1215 G7+	1100	TBC	4000	>80	1215	929002194806
Fortimo SLM C 850 1202 L06 1215 G7+	1100	TBC	5000	>80	1215	929002194906
Fortimo SLM C 857 1202 L06 1215 G7+	1100	TBC	5700	>80	1215	929002195006
Fortimo SLM C 927 1202 L06 1215 G7+	1100	TBC	2700	>90	1215	929002195106
Fortimo SLM C 930 1202 L06 1215 G7+	1100	TBC	3000	>90	1215	929002195206
Fortimo SLM gen 7+ HD premium white						
Fortimo SLM C 830 PW 1202 L06 1215 G7+	1100	TBC	3000	>90	1215	929002195306
Fortimo SLM C 930 PW 1202 L06 1215 G7+	1100	TBC	3000	>90	1215	929002195406
Fortimo SLM C 935 PW 1202 L06 1215 G7+	1100	TBC	3500	>90	1215	929002195506
Fortimo SLM C 940 PW 1202 L06 1215 G7+	1100	TBC	4000	>90	1215	929002195606
Fortimo SLM gen 7+ HD premium color						
Fortimo SLM C 930 PC 1202 L06 1215 G7+	1100	TBC	3000	>90	1215	929002195706

new

LES size 9 mm

Fortimo SLM C 827 1204 L09 1619 G7+	2000	TBC	2700	>80	1619	929002195806
Fortimo SLM C 830 1204 L09 1619 G7+	2000	TBC	3000	>80	1619	929002195906
Fortimo SLM C 835 1204 L09 1619 G7+	2000	TBC	3500	>80	1619	929002196006
Fortimo SLM C 840 1204 L09 1619 G7+	2000	TBC	4000	>80	1619	929002196106
Fortimo SLM C 850 1204 L09 1619 G7+	2000	TBC	5000	>80	1619	929002196206
Fortimo SLM C 857 1204 L09 1619 G7+	2000	TBC	5700	>80	1619	929002196306
Fortimo SLM C 927 1204 L09 1619 G7+	2000	TBC	2700	>90	1619	929002196406
Fortimo SLM C 930 1204 L09 1619 G7+	2000	TBC	3000	>90	1619	929002196506
Fortimo SLM gen 7+ HD premium white						
Fortimo SLM C 830 PW 1204 L09 1619 G7+	2000	TBC	3000	>90	1619	929002196606
Fortimo SLM C 930 PW 1204 L09 1619 G7+	2000	TBC	3000	>90	1619	929002196706
Fortimo SLM C 935 PW 1204 L09 1619 G7+	2000	TBC	3500	>90	1619	929002196806
Fortimo SLM C 940 PW 1204 L09 1619 G7+	2000	TBC	4000	>90	1619	929002196906
Fortimo SLM gen 7+ HD premium color						
Fortimo SLM C 930 PC 1204 L09 1619 G7+	2000	TBC	3000	>90	1619	929001463306

* This overview represents the global Fortimo SLM portfolio, please contact our local representative for availability in your region.
 ** Module efficacy is calculated for the typical lm output with Tc= 85C. For more detailed specifications (including lifetime) please check the datasheets or the Easy Design-In Tool.
 *** The CoB size defines the compatibility with the SLM holders. The CoB size is also given in the name of the holder.
 **** LES size 23 mm is only compatible with the Fortimo SLM H PI 2828 holder. (see page 45)

Driver compatibility matrix - track drivers

Module type	Xitanium 10W 0.2/0.25A 40V	Xitanium 20W 0.35/0.5A 40V	Xitanium 30W 0.6/0.75A 40V	Xitanium 32W 0.7/0.8A 40V	Xitanium 42W 0.9/1.05A 40V
1202, L06	•	•			
1204, L09	•	•	•	•	•
Xitanium window drivers*					Xitanium single current drivers*

* Check the Xitanium indoor point driver portfolio or philips.com/technology for all available drivers with the operating point you need.

Driver compatibility matrix

Module type	Xitanium 20W 0.15-0.5A 48V	Xitanium 36W 0.3-1A 48V	Xitanium 50W 0.7-1.5A 48V	Xitanium 50W 0.9-1.4A 48V	Xitanium 16W/m 0.35A 46V SC 230V	Xitanium 23W/m 0.5A 46V SC 230V	Xitanium 28W/m 0.6A 31-46V SC 230V	Xitanium 32W/m 0.7A 46V SC 230V	Xitanium 34W/m 0.8A 42V SC 230V	Xitanium 38W/m 0.9A 42V SC 230V	Xitanium 48W/m 1.05A 46V SC 230V
1202, L06	•				•	•					
1204, L09	•	•	•	•	•	•	•	•	•	•	••
Xitanium window drivers*					Xitanium single current drivers*						

* Check the Xitanium indoor point driver portfolio or philips.com/technology for all available drivers with the operating point you need.

** The warranty window of Fortimo SLM gen 7 HD is valid up to 900 mA.

Complementary partners

Jordan	Ledil	Almecco	BJB	Nata	LedLink	Darkoo	CKO	Carclo
R	L/R	R	R	L/R	L/R	L/R	L	L

L = lenses

R = reflectors

See pages 134-135 for more information.



Create the ideal LED configuration in a minute. Saves time and upgrades your solutions. [Check philips.com/technology](http://philips.com/technology)

Suitable for:



Order at sample webshop philips.com/oemwebshop

For further information visit philips.com/technology

Fortimo LED SLM gen 6 - crisp white

Fortimo LED SLM crisp white is a unique solution that offers an unparalleled rendering of intense whites and warm, deep colors within one light source. Fortimo SLM crisp white is ideal for use in fashion lighting applications, where the white colors in the fabric and material truly stand out from the display.



Product specification*

Product name	Typical light output lm	Module efficacy** lm/W	Color temperature K	Color rendering index CRI	CoB size***	Product code GPC
LES size 6.5 mm						
Fortimo SLM C 930 CW 1202 L06 1215 G6	600	92	3000	>90	1215	929001454306
LES size 9 mm						
Fortimo SLM C 930 CW 1203 L09 1619 G6	1100	89	3000	>90	1619	929001455706
LES size 13 mm						
Fortimo SLM C 930 CW 1205 L13 2024 G6	2000	94	3000	>90	2024	929001459906
LES size 15 mm						
Fortimo SLM C 930 CW 1208 L15 2024 G6	3000	94	3000	>90	2024	929001447106
LES size 19 mm						
Fortimo SLM C 930 CW 1211 L19 2828 G6	4500	94	3000	>90	2828	929001448506

* This overview represents the global Fortimo SLM portfolio, please contact our local representative for availability in your region.

** Module efficacy is calculated for the typical lm output with Tc= 85C. For more detailed specifications (including lifetime) please check the datasheets or the Easy Design-In Tool.

*** The CoB size defines the compatibility with the SLM holders. The CoB size is also given in the name of the holder. (see page 45).

Module driver compatibility

The Fortimo LED SLM portfolio is compatible with multiple Xitanium LED drivers. Xitanium LED drivers are available as a built-in, track or independent driver, dimmable or with a fixed output. For a detailed overview of all available Xitanium indoor point drivers, please go to the Xitanium indoor point driver section on pages 92-97.

Driver compatibility matrix - track drivers

Module type	Xitanium 10W 0.2/0.25A 40V	Xitanium 20W 0.35/0.5A 40V	Xitanium 30W 0.6/0.75A 40V	Xitanium 32W 0.7/0.8A 40V	Xitanium 42W 0.9/1.05A 40V
1202, L06	•	•			
1203, L09	•	•			
1205, L13	•	•	•	•	•
1208, L15	•	•	•	•	•
1211, L19	•	•	•	•	•
Xitanium window drivers*					Xitanium single current drivers*

* Check the Xitanium indoor point driver portfolio or philips.com/technology for all available drivers with the operating point you need.

Driver compatibility matrix

Module type	Xitanium 20W 0.15-0.5A 48V	Xitanium 36W 0.3-1A 48V	Xitanium 50W 0.7-1.5A 48V	Xitanium 50W 0.9-1.4A 48V	Xitanium 16W/m 0.35A 46V SC 230V	Xitanium 23W/m 0.5A 46V SC 230V	Xitanium 28W/m 0.6A 31-46V SC 230V	Xitanium 32W/m 0.7A 46V SC 230V	Xitanium 34W/m 0.8A 42V SC 230V	Xitanium 38W/m 0.9A 42V SC 230V	Xitanium 48W/m 1.05A 46V SC 230V
1202, L06	•				•	•					
1203, L09	•				•	•					
1205, L13	•	•			•	•	•	•	•	•	•
1208, L15		•	•	•	•	•	•	•	•	•	•
1211, L19			•	•	•	•	•	•	•	•	•
Xitanium window drivers*					Xitanium single current drivers*						

* Check the Xitanium indoor point driver portfolio or philips.com/technology for all available drivers with the operating point you need.

Complementary partners

Jordan	Ledil	Almecco	BJB	Nata	LedLink	Darkoo	CKO	Carclo
R	L/R	R	R	L/R	L/R	L/R	L	L

L = lenses

R = reflectors

See pages 134-135 for more information.



Create the ideal LED configuration in a minute. Saves time and upgrades your solutions. [Check philips.com/technology](http://philips.com/technology)

Suitable for:



Order at sample webshop philips.com/oemwebshop

For further information visit philips.com/technology

Fortimo LED SLM gen 7 - food warm white, food premium red and food iced seafood

Fortimo LED SLM food warm white, Fortimo LED SLM food premium red and Fortimo LED SLM food iced seafood are dedicated propositions, geared towards fresh food applications. The Fortimo SLM food warm white offers a specific spectrum that enhances the appearance of fresh food such as bread, fruit and vegetables. Fortimo LED SLM food premium red specifically enhances the appearance of fresh meat and the Fortimo SLM food iced seafood creates a sparkling iced seafood department.

All products are available in LES 13 mm, 15 mm and 19 mm.



Product specification*

Product name	Typical light output lm	Module efficacy** lm/W	Color temperature K	Color rendering index CRI	CoB size***	Product code GPC
LES size 13 mm						
Fortimo SLM C 865 FIS 1205 L13 2024 G7	2300	138	dedicated for iced seafood	>80	1205	929002145006
Fortimo SLM C 925 FWW 1205 L13 2024 G7	1500	89	dedicated for fresh food	>90	1205	929002144406
Fortimo SLM C 930 FPR 1205 L13 2024 G7	1500	94	dedicated for meat	>90	1205	929002144106
LES size 15 mm						
Fortimo SLM C 865 FIS 1208 L15 2024 G7	3560	139	dedicated for iced seafood	>80	1208	929002145106
Fortimo SLM C 925 FWW 1208 L15 2024 G7	2270	89	dedicated for fresh food	>90	1208	929002144506
Fortimo SLM C 930 FPR 1208 L15 2024 G7	2400	95	dedicated for meat	>90	1208	929002144206
LES size 19 mm						
Fortimo SLM C 865 FIS 1211 L19 2828 G7	5660	136	dedicated for iced seafood	>80	1211	929002145206
Fortimo SLM C 930 FWW 1211 L19 2828 G7	3680	89	dedicated for fresh food	>90	1211	929002144606
Fortimo SLM C 930 FPR 1211 L19 2828 G7	3900	94	dedicated for meat	>90	1211	929002144306

* This overview represents the global Fortimo SLM portfolio, please contact our local representative for availability in your region.
 ** Module efficacy is calculated for the typical lm output with Tc= 85C. For more detailed specifications (including lifetime) please check the datasheets or the Easy Design-In Tool.
 *** The CoB size defines the compatibility with the SLM holders. The CoB size is also given in the name of the holder. (see page 45).

Module driver compatibility

The Fortimo LED SLM portfolio is compatible with multiple Xitanium LED drivers. Xitanium LED drivers are available as a built-in, track or independent driver, dimmable or with a fixed output. For a detailed overview of all available Xitanium indoor point drivers, please go to the Xitanium indoor point driver section on pages 92-97.

Driver compatibility matrix - track drivers

Module type	Xitanium 10W 0.2/0.25A 40V	Xitanium 20W 0.35/0.5A 40V	Xitanium 30W 0.6/0.75A 40V	Xitanium 32W 0.7/0.8A 40V	Xitanium 42W 0.9/1.05A 40V
1208, L15	•	•	•	•	•
1211, L19	•	•	•	•	•
Xitanium window drivers*					Xitanium single current drivers*

* Check the Xitanium indoor point driver portfolio or philips.com/technology for all available drivers with the operating point you need.

Driver compatibility matrix

Module type	Xitanium 20W 0.15-0.5A 48V	Xitanium 36W 0.3-1A 48V	Xitanium 50W 0.7-1.5A 48V	Xitanium 50W 0.9-1.4A 48V	Xitanium 16W/m 0.35A 46V SC 230V	Xitanium 23W/m 0.5A 46V SC 230V	Xitanium 28W/m 0.6A 31-46V SC 230V	Xitanium 32W/m 0.7A 46V SC 230V	Xitanium 34W/m 0.8A 42V SC 230V	Xitanium 38W/m 0.9A 42V SC 230V	Xitanium 48W/m 1.05A 46V SC 230V
1208, L15	•	•	•	•	•	•	•	•	•	•	•
1211, L19	•	•	•	•	•	•	•	•	•	•	•
Xitanium window drivers*					Xitanium single current drivers*						

* Check the Xitanium indoor point driver portfolio or philips.com/technology for all available drivers with the operating point you need.

Complementary partners

Jordan	Ledil	Almeco	BJB	Nata	LedLink	Darkoo	CKO	Carclo
R	L/R	R	R	L/R	L/R	L/R	L	L

L = lenses
R = reflectors

See pages 134-135 for more information.



Create the ideal LED configuration in a minute. Saves time and upgrades your solutions. [Check philips.com/technology](https://philips.com/technology)

Suitable for:



Retail

Order at sample webshop
philips.com/oemwebshop

For further information visit philips.com/technology

Fortimo LED SLM - holder

Fortimo LED SLM CoBs and holders can be ordered separately. This results in even more flexibility and an even more extensive product portfolio. Optimized holders are available for spot and downlight applications. For pre-cabled luminaire designs, holders with poke-in connectors can be ordered. For the SLM types with LES 6.5 mm, a 35 mm poke-in holder is available. CoB compatibility is defined by the CoB size.



Product specification*

Product name	Compatible CoB size	Wire length mm	Wire type mm ²	Product code GPC
Standard holder				
new Fortimo SLM H 1619 L280 G1	1619	280	0.5	929002197506
Fortimo SLM H 1619 G1	1619	600	0.5	929000993580
new Fortimo SLM H 2024 L280 G1	2024	280	0.5	929002197706
Fortimo SLM H 2024 G1	2024	600	0.5	929000980703
new Fortimo SLM H 2828 L280 G1	2828	280	0.5	929002198106
Fortimo SLM H 2828 G1	2828	600	0.5	929000981003
Downlight holder				
new Fortimo SLM H DL 1619 L280 G1	1619	280	0.5	929002197606
Fortimo SLM H DL 1619 G1	1619	600	0.5	929000993680
new Fortimo SLM H DL 2024 L280 G1	2024	280	0.5	929002197806
Fortimo SLM H DL 2024 G1	2024	600	0.5	929000980803
new Fortimo SLM H DL 2828 L280 G1	2828	280	0.5	929002198206
Fortimo SLM H DL 2828 G1	2828	600	0.5	929000981103
Zhaga poke-in holder				
Fortimo SLM H ZP 1619 G1	1619	n.a.	0.3-0.75	929001451980
Fortimo SLM H ZP 2024 G1	2024	n.a.	0.3-0.75	929001452080
Fortimo SLM H ZP 2828 G1	2828	n.a.	0.3-0.75	929001452180
Poke-in holder				
Fortimo SLM H PI 1619 G1	1619	n.a.	0.3-0.75	929000993780
Fortimo SLM H PI 2024 G1	2024	n.a.	0.3-0.75	929000980903
Fortimo SLM H PI 2828 G1*	2828	n.a.	0.3-0.75	929000981203
35 mm poke-in holder				
Fortimo SLM H PI 1215 35 G1	1215	n.a.	0.3-0.75	929001538106

* Only Fortimo SLM H PI 2828 G1 is compatible with CoBs with LES size 23 mm (1216).

Suitable for:



Retail Office Industry Hospitality Outdoor

Order at sample webshop
philips.com/oemwebshop

For further information visit philips.com/technology

Fortimo LED SLM VO gen 1

The Fortimo LED SLM VO gen 1 is a new range in the SLM portfolio which aims to provide good performance in downlights and spotlights without sacrificing lifetime. It offers a good lm/W performance and there's a wide choice of CCTs available, in CRI 80 or CRI 90. The dimensions of the Fortimo LED SLM VO gen 1 offer easy accessibility to a variety of holders and reflectors available on the market.



Product specification						
Product name	Typical light output	Module efficacy*	Color temperature	Color rendering index	CoB size**	Product code
	lm	lm/W	K	CRI		GPC
LES size 15 mm						
Fortimo SLM VO 827 1205 LES15 G1	2063	143	2700	>80	1919	929002133106
Fortimo SLM VO 830 1205 LES15 G1	2160	149	3000	>80	1919	929002133206
Fortimo SLM VO 835 1205 LES15 G1	2214	153	3500	>80	1919	929002133306
Fortimo SLM VO 840 1205 LES15 G1	2268	157	4000	>80	1919	929002133406
Fortimo SLM VO 850 1205 LES15 G1	2279	158	5000	>80	1919	929002133506
Fortimo SLM VO 927 1205 LES15 G1	1761	122	2700	>90	1919	929002133606
Fortimo SLM VO 930 1205 LES15 G1	1847	128	3000	>90	1919	929002133706
Fortimo SLM VO 935 1205 LES15 G1	1912	132	3500	>90	1919	929002133806
Fortimo SLM VO 940 1205 LES15 G1	1966	136	4000	>90	1919	929002133906
LES size 15 mm						
Fortimo SLM VO 827 1206 LES15 G1	2387	142	2700	>80	1919	929002134006
Fortimo SLM VO 830 1206 LES15 G1	2500	149	3000	>80	1919	929002134106
Fortimo SLM VO 835 1206 LES15 G1	2562	152	3500	>80	1919	929002134206
Fortimo SLM VO 840 1206 LES15 G1	2625	156	4000	>80	1919	929002134306
Fortimo SLM VO 850 1206 LES15 G1	2637	157	5000	>80	1919	929002134406
Fortimo SLM VO 927 1206 LES15 G1	2037	121	2700	>90	1919	929002134506
Fortimo SLM VO 930 1206 LES15 G1	2137	127	3000	>90	1919	929002134606
Fortimo SLM VO 935 1206 LES15 G1	2212	131	3500	>90	1919	929002134706
Fortimo SLM VO 940 1206 LES15 G1	2275	135	4000	>90	1919	929002134806
Fortimo SLM VO 827 1208 LES15 G1	2865	143	2700	>80	1919	929002134906
Fortimo SLM VO 830 1208 LES15 G1	3000	149	3000	>80	1919	929002135006
Fortimo SLM VO 835 1208 LES15 G1	3075	153	3500	>80	1919	929002135106
Fortimo SLM VO 840 1208 LES15 G1	3150	157	4000	>80	1919	929002135206
Fortimo SLM VO 850 1208 LES15 G1	3165	158	5000	>80	1919	929002135306
Fortimo SLM VO 927 1208 LES15 G1	2445	122	2700	>90	1919	929002135406
Fortimo SLM VO 930 1208 LES15 G1	2565	128	3000	>90	1919	929002135506
Fortimo SLM VO 935 1208 LES15 G1	2655	132	3500	>90	1919	929002135606
Fortimo SLM VO 940 1208 LES15 G1	2730	136	4000	>90	1919	929002135706
LES size 22 mm						
Fortimo SLM VO 827 1211 LES22 G1	4851	140	2700	>80	2828	929002135806
Fortimo SLM VO 830 1211 LES22 G1	5080	146	3000	>80	2828	929002135906
Fortimo SLM VO 835 1211 LES22 G1	5207	150	3500	>80	2828	929002136006
Fortimo SLM VO 840 1211 LES22 G1	5334	154	4000	>80	2828	929002136106
Fortimo SLM VO 850 1211 LES22 G1	5359	154	5000	>80	2828	929002136206
Fortimo SLM VO 927 1211 LES22 G1	4140	119	2700	>90	2828	929002136306
Fortimo SLM VO 930 1211 LES22 G1	4343	125	3000	>90	2828	929002136406
Fortimo SLM VO 935 1211 LES22 G1	4496	130	3500	>90	2828	929002136506
Fortimo SLM VO 940 1211 LES22 G1	4623	133	4000	>90	2828	929002136606

* Module efficacy is calculated for the typical lm output with Tc= 85C. For more detailed specifications (including lifetime) please check the datasheets or the Easy Design-In Tool.
 ** Please note that the Fortimo holders are not compliant with the Fortimo SLM VO. Please contact your local representative for a list of available external holders.

Module driver compatibility

The Fortimo LED SLM portfolio is compatible with multiple Xitanium LED drivers. Xitanium LED drivers are available as a built-in or independent driver, dimmable or with a fixed output. For a detailed overview of all available Xitanium indoor point drivers, please go to the Xitanium indoor point driver section on pages 92-97.

Driver compatibility matrix - track drivers

Module type	Xitanium 10W 0.2/0.25A 40V	Xitanium 20W 0.35/0.5A 40V	Xitanium 30W 0.6/0.75A 40V	Xitanium 32W 0.7/0.8A 40V	Xitanium 42W 0.9/1.05A 40V
1205, L15	•	•	•	•	•
1206, L16	•	•	•	•	•
1208, L15	•	•	•	•	•
1211, L22	•	•	•	•	•
Xitanium window drivers*					Xitanium single current drivers*

* Check the Xitanium indoor point driver portfolio or philips.com/technology for all available drivers with the operating point you need.

Driver compatibility matrix

Module type	Xitanium 36W 0.3-1A 48V	Xitanium 36W 0.3-1A 48V	Xitanium 50W 0.7-1.5A 48V	Xitanium 50W 0.9-1.4A 48V	Xitanium 16W/m 0.35A 46V SC 230V	Xitanium 23W/m 0.5A 46V SC 230V	Xitanium 28W/m 0.6A 31-46V SC 230V	Xitanium 32W/m 0.7A 46V SC 230V	Xitanium 34W/m 0.8A 42V SC 230V	Xitanium 38W/m 0.9A 42V SC 230V	Xitanium 48W/m 1.05A 46V SC 230V
1205, L15	•	•			•	•	•	•	•	•	•
1206, L15		•			•	•	•	•	•	•	•
1208, L15		•	•	•	•	•	•	•	•	•	•
1211, L22		•	•	•	•	•	•	•	•	•	•
Xitanium window drivers*					Xitanium single current drivers*						

* Check the Xitanium indoor point driver portfolio or philips.com/technology for all available drivers with the operating point you need.

Complementary partners

Jordan	Ledil	Almecc	BJB	Nata	LedLink	Darkoo	CKO	Carclo
R	L/R	R	R	L/R	L/R	L/R	L	L

L = lenses
R = reflectors

See pages 134-135 for more information.

Suitable for:



Order at sample webshop
philips.com/oemwebshop

For further information visit philips.com/technology



Create the ideal LED configuration in a minute. Saves time and upgrades your solutions. Check philips.com/technology

Fortimo LED DLM flex gen 2

Be the trendsetter in high-performance LED downlighting with the Fortimo DLM range. Our next-generation Fortimo LED DLM flex family is backwards compatible with the previous generation. Fortimo LED DLM flex gen 2 enables further optimization of existing as well as new flexible downlight luminaire designs.



Product specification - LED board

Product name	Light output	Module efficacy*	Correlated color temperature	Color rendering index	Product code
	lm	lm/W	K	CRI	GPC
Fortimo LED DLM flex 1100/830 G2	1100	142	3000	>80	929001503880
Fortimo LED DLM flex 1100/840 G2	1100	155	4000	>80	929001503980
Fortimo LED DLM flex 2000/830 G2	2000	140	3000	>80	929001504180
Fortimo LED DLM flex 2000/840 G2	2000	153	4000	>80	929001504280
Fortimo LED DLM flex 3000/830 G2	3000	142	3000	>80	929001504480
Fortimo LED DLM flex 3000/840 G2	3000	156	4000	>80	929001504580
Fortimo LED DLM flex 5000/830 G2	5000	136	3000	>80	929001504780
Fortimo LED DLM flex 5000/840 G2	5000	150	4000	>80	929001504880

Product name	Product code
	GPC
Fortimo LED DLM flex cover	929000908506
Fortimo LED DLM flex high cover	929000927806
Fortimo LED DLM flex cable 600mm	929000910706

NOTE: DLM will be used with the accessories below. From April, we recommend using low housing
 - Fortimo LED DLM flex cover (low housing)
 - Fortimo LED DLM flex high cover (high housing)

Module driver compatibility

The Fortimo LED DLM portfolio is compatible with multiple Xitanium LED drivers. Xitanium LED drivers are available as a built-in or independent driver, dimmable or with a fixed output. For a detailed overview of all available Xitanium indoor point drivers, please go to the Xitanium indoor point driver section on pages 92-97.

Driver compatibility matrix

Module type	Xitanium 20W 0.15-0.5A 48V	Xitanium 36W 0.3-1A 48V	Xitanium 50W 0.3-1A 62V	Xitanium 50W 0.7-1.5A 48V	Xitanium 50W 0.9-1.4A 48V	Xitanium 16W/m 0.35A 46V SC 230V	Xitanium 23W/m 0.5A 46V SC 230V	Xitanium 28W/m 0.6A 31-46V SC 230V	Xitanium 32W/m 0.7A 46V SC 230V	Xitanium 34W/m 0.8A 42V SC 230V	Xitanium 38W/m 0.9A 42V SC 230V	Xitanium 48W/m 1.05A 46V SC 230V
Fortimo LED DLM flex 1100lm	•					•						
Fortimo LED DLM flex 2000lm	•	•	•				•		•	•		
Fortimo LED DLM flex 3000lm		•	•	•				•	•	•	•	
Fortimo LED DLM flex 5000lm				•	•			•	•	•	•	•
Xitanium window drivers*	Xitanium single current drivers*											

* Check the Xitanium indoor point driver portfolio or philips.com/technology for all available drivers with the operating point you need.

Complementary partners

Jordan	Almeco	Nata
R(*)	R	R

L = lenses
 R = reflectors
 (*) made to order but not on stock
 See pages 134-135 for more information.

Suitable for:



Order at sample webshop
 philips.com/oemwebshop

For further information visit philips.com/technology



Create the ideal LED configuration in a minute. Saves time and upgrades your solutions. [Check philips.com/technology](http://philips.com/technology)

Fortimo LED DLM EaseSelect

Fortimo DLM EaseSelect is a high-performance driver on board (DoB) solution, delivering an excellent quality of light with low flicker. Having an integrated driver and the same mechanical footprint as existing DLM solutions (DLM flex) enables easy and hassle free design-in. The Fortimo brand promise brings with it the reassurance of quality, reliability and performance.



Product specification

Product name	Light output	Power @230V AC 50 Hz	System efficacy	Correlated color temperature	Color rendering index	Product code
	lm	W	lm/W	K	CRI	GPC
Fortimo DLM ES 1100/830 G2	1080	9.5	115	3000	>80	929001435506
Fortimo DLM ES 1100/840 G2	1150	9.5	120	4000	>80	929001435606
Fortimo DLM ES 2000/830 G2	1950	17.5	111	3000	>80	929001435706
Fortimo DLM ES 2000/840 G2	2050	17.5	118	4000	>80	929001435806
Fortimo DLM ES 3000/830 G2	2950	27.0	109	3000	>80	929001435906
Fortimo DLM ES 3000/840 G2	3150	27.0	117	4000	>80	929001436006

NOTE: DLM will be used with the accessories below. From April, we recommend using low housing
 - Fortimo LED DLM flex cover (low housing)
 - Fortimo LED DLM flex high cover (high housing)

Complementary partners

Jordan	Almeco	Nata
R(*)	R	R

L = lenses
 R = reflectors
 (*) made to order but not on stock

See pages 134-135 for more information.

Suitable for:



Order at sample webshop
 philips.com/oemwebshop

For further information visit philips.com/technology



Create the ideal LED configuration in a minute. Saves time and upgrades your solutions. [Check philips.com/technology](http://philips.com/technology)

see better,
feel better,
function
better

Linear modules

Quality of light
to brighten
up spaces

“

Light beyond the obvious:
see better, feel better and
perform better with high
quality products.”

see better,
feel better,
function
better

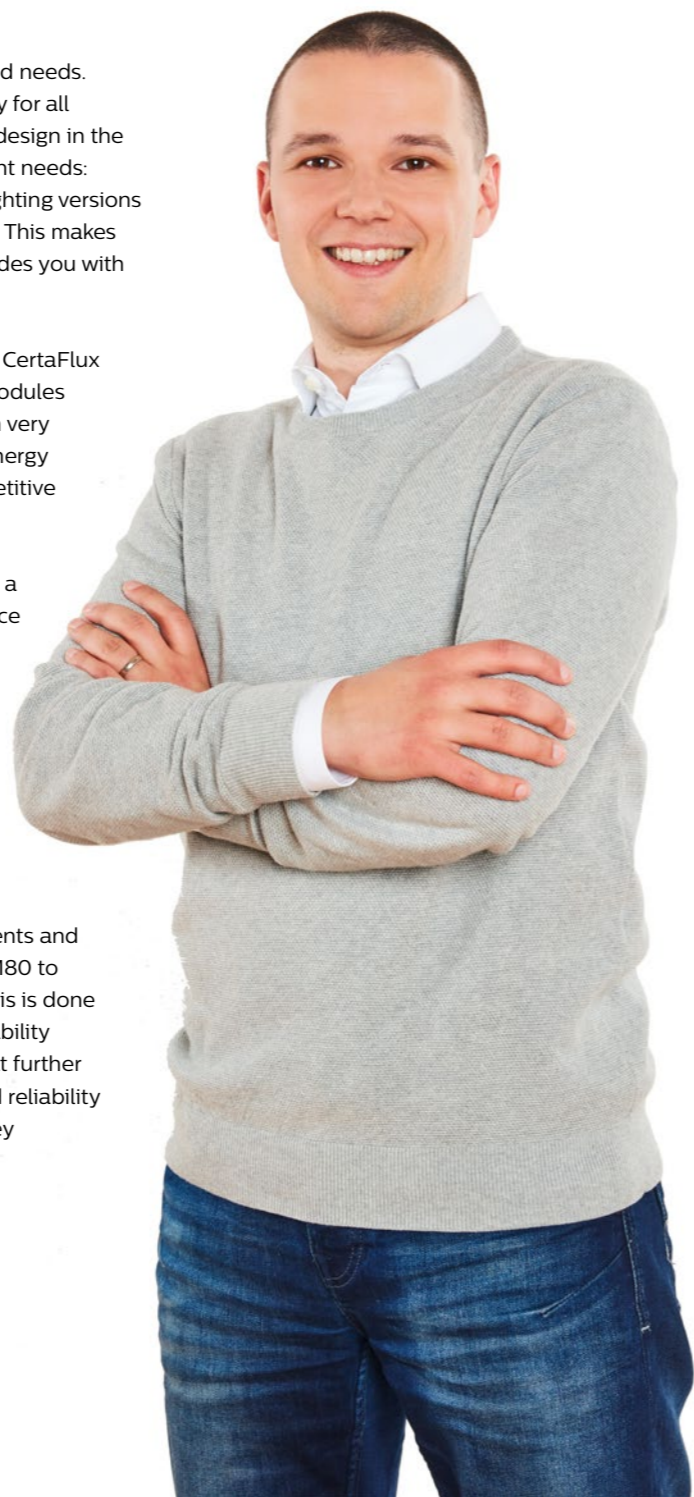
Each project requires a different lighting plan for its specific requirements and needs. With the fully upgraded Fortimo LED strip portfolio your luminaires are ready for all different requirements. The Fortimo LED strip is designed so that when you design in the standard range, you can easily upgrade your luminaires to match the different needs: optic compliant for offices and retail, high flux for industry, human-centric lighting versions for offices and FlexTune tunable white solutions for a variety of applications. This makes the Fortimo LED strip portfolio the easiest in the industry to apply and provides you with great flexibility. Each module offers the leading performance in its segment.

If a very cost effective solution is needed, our CertaFlux LED strip gen 4 and CertaFlux LED strip 12 (narrow) are the right choice. These are very competitive LED modules and are mainly used in waterproof luminaires, battens and troffers. Although very competitive, multiple key specifications, like lifetime (>50,000 hours) and energy efficiency are not sacrificed. This makes the CertaFlux portfolio a very competitive solution for your products positioned in the value sensitive segment.

Relatively new to the portfolio is the addition of panels. These come in both a Fortimo and CertaFlux range. The Fortimo panels have a leading performance in terms of lifetime (>50,000 hours), energy efficiency (120 lm/W) and have a low UGR value (<19). Our CertaFlux panel range is the most cost-effective range, but still has good specifications with a lifetime of >30,000 hours, a lm/W of 100 and the choice between a UGR <22 or UGR <19 version. Both Fortimo and CertaFlux panels have a complete range to meet all ceiling requirements. Match it with the driver of your choice and you can offer a great system combination to your customers.

Quality is at the heart of what we do. Therefore we will never sacrifice our high quality standards and you can rely on our thorough testing of components and systems. We take the testing of our LED modules far beyond the obvious LM80 to ensure you will not face early color shifts, lumen degradations or failures. This is done through a large set-up of tests, which are all performed in our in-house reliability laboratories. Our long experience in the field of LEDs led to new choices that further enhanced our position as leader in high quality LED modules with increased reliability levels, based on our extensive reliability testing. We see this as one of our key differentiators in the market.

Jelmer Sanders
Product manager
indoor modules



Just released!

Order now at
www.philips.com/oemwebshop

NEW

Fortimo LED strip high flux gen 6

See page 59
We've upgraded our board design to increase the efficacy of the modules. And in addition to the 2000 lm per ft modules you're already familiar with, new 3000 lm per ft modules in the portfolio further support high ceiling applications in industrial areas. Ideally suitable for trunking, waterproof and highbay luminaires.

NEW

Fortimo LED strip CES

See page 60
Scientists predict that the next era in lighting will concentrate on human-centric lighting (HCL). With the Fortimo LED strip CES (cyan enhanced static) we bring a new LED module to the market which generates the right spectrum to improve people's circadian rhythm. This is done in a static solution based on the design of Fortimo LED strip gen 5, which allows you to easily upgrade your luminaires to a HCL version.

NEW

Fortimo LED strip FlexTune

See page 61
These LED modules are designed to function optimally with the newly released Xitanium FlexTune drivers to create, in an easy way, a tunable white lighting system. The modules come in two types: a new unique concept that does the CCT tuning inside the LED and one with the traditional concept of two individual CCT LEDs to mix the CCT on a board level.

NEW


Fortimo LED square HV/LV3

See page 64

This upgrade of the Fortimo LED square portfolio will increase the efficacy of the modules and extends the range with our CRI 90 High Efficiency technology.

NEW

Fortimo LED square FlexTune HV/LV3

See page 64

We've added the FlexTune feature to our Fortimo LED square portfolio to enable more tunable white applications for our customers. Now available in both 1250 lm and 2500 lm versions, based on our CRI 90 High Efficiency technology.

RANGE EXTENSION

Fortimo LED panel MD2 3500 K

See page 65

We've extended the range of our Fortimo LED panels with the CCT 3500 K with CRI 80. Now available in multiple dimensions.

Coming soon!

LED innovations in the
pre-launch phase

Fortimo LED strip CED

An extension of our HCL range, which can be perfectly combined with our Xitanium FlexTune drivers. This cyan enhanced dynamic (CED) module based on the Fortimo LED strip gen 5 platform allows for a dynamic CCT combined with additional cyan light to improve people's circadian rhythm. The result of combining this CED module with FlexTune drivers is a wide range of CCTs with a dedicated MDER performance per CCT.

Fortimo LED strip OC gen 5 - CRI 90 high efficiency

We're adding our CRI 90 High Efficiency technology to our Fortimo LED Strip OC range. With this, you have a perfect match of high quality of light and high energy efficiency. This can be combined with dedicated optics for the best luminaire performance.

Fortimo LED strip gen 5 & OC gen 5: 0.25 ft extension

Quarter ft lengths will become available in our Fortimo LED strip HV5 and Fortimo LED strip OC HV5 product families. This enables a more flexible use of the product families in light lines.

Fortimo HE highbay module

A special highbay LED module combined with heatsink for an high lm/W performance.

Fortimo highbay module

The competitive alternative for highbay applications consisting of a LED module combined with heatsink.

CertaFlux backlit panel

A backlit version to expand our very successful panel portfolio.

Suitable for:



Order at sample webshop
philips.com/oemwebshop

For further information visit philips.com/technology

Fortimo LED strip

Our new Fortimo LED strip gen 5 portfolio is fully upgraded. With an improved efficacy, this extensive portfolio is widely used in a variety of luminaire types: office troffers, trunking, waterproof, battens, light lines and many more. One of the key benefits of the Fortimo LED strip portfolio is that once you design it into your systems, you can easily upgrade to high efficiency solutions, FlexTune (tunable white), high flux and HCL solutions. Besides that, the portfolio is extremely wide to cover all your needs in luminaire designs: from 0.5 ft to 5 ft, high voltage or low voltage, a wide range of CCTs in CRI 80 and CRI 90, connectors on the front or back and different lumen output versions. The CRI 90 products in gen 5 and gen 4+ are all equipped with our unique high efficient CRI 90 technology, closing the lm/W gap to CRI 80 minimum.



Product information gen 5 (HV)

Commercial name	Light output	Module efficacy	Color rendering	Color consistency	Lifetime	Case temp. lifetime	Product code
	lm	lm/W @ Tc Nom	CRI	SDCM	hrs	°C	GPC
Low-flux (650 lm per 1 ft / 280 mm)							
Fortimo LED strip 1ft 650lm 830 FC HV5	620	172	>80	3	>60,000	70	929002119706
Fortimo LED strip 1ft 650lm 840 FC HV5	650	181	>80	3	>60,000	70	929002119806
Fortimo LED strip 1ft 650lm 927 FC HV5	585	155	>90	3	>60,000	70	929002119906
Fortimo LED strip 1ft 650lm 930 FC HV5	620	164	>90	3	>60,000	70	929002120006
Fortimo LED strip 1ft 650lm 940 FC HV5	650	172	>90	3	>60,000	70	929002120106
Fortimo LED strip 1ft 650lm 830 BC HV5	620	172	>80	3	>60,000	70	929002120206
Fortimo LED strip 1ft 650lm 840 BC HV5	650	181	>80	3	>60,000	70	929002120306
Fortimo LED strip 2ft 1300lm 830 FC HV5	1235	172	>80	3	>60,000	70	929002123206
Fortimo LED strip 2ft 1300lm 840 FC HV5	1300	181	>80	3	>60,000	70	929002123306
Fortimo LED strip 2ft 1300lm 930 FC HV5	1235	163	>90	3	>60,000	70	929002123406
Fortimo LED strip 2ft 1300lm 940 FC HV5	1300	172	>90	3	>60,000	70	929002123506
Fortimo LED strip 2ft 1300lm 830 BC HV5	1235	172	>80	3	>60,000	70	929002123606
Fortimo LED strip 2ft 1300lm 840 BC HV5	1300	181	>80	3	>60,000	70	929002123706
Mid-flux (1100 lm per 1 ft / 280 mm)							
Fortimo LED strip 0.5 ft 490lm 830 FC HV5	465	173	>80	3	>60,000	70	929002119106
Fortimo LED strip 0.5 ft 490lm 840 FC HV5	490	182	>80	3	>60,000	70	929002119206
Fortimo LED strip 0.5 ft 490lm 930 FC HV5	465	165	>90	3	>60,000	70	929002119306
Fortimo LED strip 0.5 ft 490lm 940 FC HV5	490	174	>90	3	>60,000	70	929002119406
Fortimo LED strip 0.5 ft 490lm 830 BC HV5	465	173	>80	3	>60,000	70	929002119506
Fortimo LED strip 0.5 ft 490lm 840 BC HV5	490	182	>80	3	>60,000	70	929002119606
Fortimo LED strip 1ft 1100lm 830 FC HV5	1045	173	>80	3	>60,000	70	929002121106
Fortimo LED strip 1ft 1100lm 840 FC HV5	1100	183	>80	3	>60,000	70	929002121206
Fortimo LED strip 1ft 1100lm 850 FC HV5	1100	183	>80	3	>60,000	70	929002121306
Fortimo LED strip 1ft 1100lm 865 FC HV5	1100	183	>80	3	>60,000	70	929002121406
Fortimo LED strip 1ft 1100lm 927 FC HV5	990	156	>90	3	>60,000	70	929002121506
Fortimo LED strip 1ft 1100lm 930 FC HV5	1045	165	>90	3	>60,000	70	929002121606
Fortimo LED strip 1ft 1100lm 940 FC HV5	1100	174	>90	3	>60,000	70	929002121706
Fortimo LED strip 1ft 1100lm 965 FC HV5	1100	174	>90	3	>60,000	70	929002121806
Fortimo LED strip 1ft 1100lm 830 BC HV5	1045	173	>80	3	>60,000	70	929002121906
Fortimo LED strip 1ft 1100lm 840 BC HV5	1100	183	>80	3	>60,000	70	929002122006
Fortimo LED strip 2ft 2200lm 830 FC HV5	2090	173	>80	3	>60,000	70	929002124406
Fortimo LED strip 2ft 2200lm 840 FC HV5	2200	183	>80	3	>60,000	70	929002124506
Fortimo LED strip 2ft 2200lm 850 FC HV5	2200	183	>80	3	>60,000	70	929002124606
Fortimo LED strip 2ft 2200lm 865 FC HV5	2200	183	>80	3	>60,000	70	929002124706
Fortimo LED strip 2ft 2200lm 930 FC HV5	2090	165	>90	3	>60,000	70	929002124806
Fortimo LED strip 2ft 2200lm 940 FC HV5	2200	174	>90	3	>60,000	70	929002124906
Fortimo LED strip 2ft 2200lm 830 BC HV5	2090	173	>80	3	>60,000	70	929002125006
Fortimo LED strip 2ft 2200lm 840 BC HV5	2200	183	>80	3	>60,000	70	929002125106
Fortimo LED strip 1120mm 4400lm 830 HV5F	4180	173	>80	3	>60,000	70	929002174006
Fortimo LED strip 1120mm 4400lm 840 HV5F	4400	182	>80	3	>60,000	70	929002174106
Fortimo LED strip 1120mm 4400lm 850 HV5F	4400	182	>80	3	>60,000	70	929002174206
Fortimo LED strip 1120mm 4400lm 865 HV5F	4400	182	>80	3	>60,000	70	929002174306
Fortimo LED strip 1120mm 4400lm 930 HV5F	4180	161	>90	3	>60,000	70	929002174406
Fortimo LED strip 1120mm 4400lm 940 HV5F	4400	170	>90	3	>60,000	70	929002174506
Fortimo LED strip 1120mm 4400lm 830 HV5B	4180	173	>80	3	>60,000	70	929002174606
Fortimo LED strip 1120mm 4400lm 840 HV5B	4400	182	>80	3	>60,000	70	929002174706
Fortimo LED strip 1400mm 5500lm 830 HV5F	5225	173	>80	3	>60,000	70	929002176806
Fortimo LED strip 1400mm 5500lm 840 HV5F	5500	182	>80	3	>60,000	70	929002176906
Fortimo LED strip 1400mm 5500lm 865 HV5F	5500	182	>80	3	>60,000	70	929002177006
Fortimo LED strip 1400mm 5500lm 930 HV5F	5225	162	>90	3	>60,000	70	929002177106
Fortimo LED strip 1400mm 5500lm 940 HV5F	5500	171	>90	3	>60,000	70	929002177206
Fortimo LED strip 1400mm 5500lm 830 HV5B	5225	173	>80	3	>60,000	70	929002177306
Fortimo LED strip 1400mm 5500lm 840 HV5B	5500	182	>80	3	>60,000	70	929002177406

Product information gen 5 (HV)

Commercial name	Light output	Module efficacy	Color rendering	Color consistency	Lifetime	Case temp. lifetime	Product code
	lm	lm/W @ Tc Nom	CRI	SDCM	hrs	°C	GPC
Fortimo LED Strip 1150mm 4400lm 830 HV5F	4180	173	>80	3	>60,000	70	929002829906
Fortimo LED Strip 1150mm 4400lm 840 HV5F	4400	183	>80	3	>60,000	70	929002830006
Fortimo LED Strip 1450mm 5500lm 830 HV5F	5225	173	>80	3	>60,000	70	929002830606
Fortimo LED Strip 1450mm 5500lm 840 HV5F	5500	183	>80	3	>60,000	70	929002830706
Fortimo LED Strip 1450mm 5500lm 840 HV5B	5500	183	>80	3	>60,000	70	929002830806

CRI 90 high efficiency+

Commercial name	Light output	Module efficacy	Color rendering	Color consistency	Lifetime	Case temp. lifetime	Product code
	lm	lm/W @ Tc Nom	CRI	SDCM	hrs	°C	GPC
Fortimo LED strip 0.5ft 550lm 930 HV4 +	518	168	>90	3	>50,000	70	929002110406
Fortimo LED strip 0.5ft 550lm 940 HV4 +	551	178	>90	3	>50,000	70	929002110506
Fortimo LED strip 1ft 1100lm 927 HV4 +	1005	163	>90	3	>50,000	70	929002110806
Fortimo LED strip 1ft 1100lm 930 HV4 +	1036	168	>90	3	>50,000	70	929002111006
Fortimo LED strip 1ft 1100lm 940 HV4 +	1102	178	>90	3	>50,000	70	929002111106
Fortimo LED strip 1ft 1100lm 965 HV4 +	1102	178	>90	3	>50,000	70	929002110906
Fortimo LED strip 2ft 2200lm 930 HV4 +	2073	168	>90	3	>50,000	70	929002111406
Fortimo LED strip 2ft 2200lm 940 HV4 +	2204	178	>90	3	>50,000	70	929002111506

Premium white

Commercial name	Light output	Module efficacy	Color rendering	Color consistency	Lifetime	Case temp. lifetime	Product code
	lm	lm/W @ Tc Nom	CRI	SDCM	hrs	°C	GPC
Fortimo LED strip 1ft 1100lm 840 PW HV4	1100	173	>80	3	>50,000	70	929001481006
Fortimo LED strip 1ft 1100lm 930 PW HV4	1037	141	>90	3	>50,000	70	929001481106
Fortimo LED strip 1ft 1100lm 935 PW HV4	1063	145	>90	3	>50,000	70	929001481206
Fortimo LED strip 1ft 1100lm 940 PW HV4	1100	150	>90	3	>50,000	70	929001481306
Fortimo LED strip 2ft 2200lm 840 PW HV4	2200	173	>80	3	>50,000	70	929001481406
Fortimo LED strip 2ft 2200lm 930 PW HV4	2073	141	>90	3	>50,000	70	929001481506
Fortimo LED strip 2ft 2200lm 935 PW HV4	2125	145	>90	3	>50,000	70	929001481606
Fortimo LED strip 2ft 2200lm 940 PW HV4	2200	150	>90	3	>50,000	70	929001481706

High efficiency

Commercial name	Light output	Module efficacy	Color rendering	Color consistency	Lifetime	Case temp. lifetime	Product code
	lm	lm/W @ Tc Nom	CRI	SDCM	hrs	°C	GPC
Mid-flux (1100 lm per 1 ft)							
Fortimo LED strip 1ft 1100lm 830 HE HV4	1030	184	>80	3	>50,000	70	929001657306
Fortimo LED strip 1ft 1100lm 840 HE HV4	1100	196	>80	3	>50,000	70	929001657406
Fortimo LED strip 1ft 1100lm 850 HE HV4	1100	194	>80	3	>50,000	70	929001657506
Fortimo LED strip 2ft 2200lm 830 HE HV4	2060	184	>80	3	>50,000	70	929001657906
Fortimo LED strip 2ft 2200lm 840 HE HV4	2200	196	>80	3	>50,000	70	929001658006
High-flux (2000 lm per 1 ft / 280 mm)							
Fortimo LED strip 1ft 2000lm 830 HE HV4	1890	180	>80	3	>50,000	70	929001657606
Fortimo LED strip 1ft 2000lm 840 HE HV4	2000	192	>80	3	>50,000	70	929001657706
Fortimo LED strip 1ft 2000lm 850 HE HV4	2000	190	>80	3	>50,000	70	929001657806
Fortimo LED strip 2ft 4000lm 830 HE HV4	3780	180	>80	3	>50,000	70	929001658106
Fortimo LED strip 2ft 4000lm 840 HE HV4	4000	192	>80	3	>50,000	70	929001658206

Product information gen 5 (LV)

Commercial name	Light output	Module efficacy	Color rendering	Color consistency	Lifetime	Case temp. lifetime	Product code
	lm	lm/W @ Tc Nom	CRI	SDCM	hrs	°C	GPC
Low-flux (650 lm per 1 ft / 280 mm)							
Fortimo LED strip 1ft 650lm 830 FC LV5	620	173	>80	3	>60,000	70	929002120406
Fortimo LED strip 1ft 650lm 840 FC LV5	650	181	>80	3	>60,000	70	929002120506
Fortimo LED strip 1ft 650lm 927 FC LV5	585	156	>90	3	>60,000	70	929002120606
Fortimo LED strip 1ft 650lm 930 FC LV5	620	165	>90	3	>60,000	70	929002120706
Fortimo LED strip 1ft 650lm 940 FC LV5	650	173	>90	3	>60,000	70	929002120806
Fortimo LED strip 1ft 650lm 830 BC LV5	620	173	>80	3	>60,000	70	929002120906
Fortimo LED strip 1ft 650lm 840 BC LV5	650	181	>80	3	>60,000	70	929002121006
Fortimo LED strip 2ft 1300lm 830 FC LV5	1235	172	>80	3	>60,000	70	929002123806
Fortimo LED strip 2ft 1300lm 840 FC LV5	1300	181	>80	3	>60,000	70	929002123906
Fortimo LED strip 2ft 1300lm 930 FC LV5	1235	163	>90	3	>60,000	70	929002124006
Fortimo LED strip 2ft 1300lm 940 FC LV5	1300	172	>90	3	>60,000	70	929002124106
Fortimo LED strip 2ft 1300lm 830 BC LV5	1235	172	>80	3	>60,000	70	929002124206
Fortimo LED strip 2ft 1300lm 840 BC LV5	1300	181	>80	3	>60,000	70	929002124306
Fortimo LED strip 1150mm 4400lm 830 LV4F	4177	169	>80	3	>50,000	70	929001548406
Fortimo LED strip 1150mm 4400lm 840 LV4F	4400	178	>80	3	>50,000	70	929001548506
Fortimo LED strip 1150mm 4400lm 840 LV4B	4400	178	>80	3	>50,000	70	929001550906
Fortimo LED strip 1400mm 5500lm 840 LV4F	5500	178	>80	3	>50,000	70	929001656506
Fortimo LED strip 1400mm 5500lm 840 LV4B	5500	178	>80	3	>50,000	70	929001656606
Mid-flux (1100 lm per 1 ft 280 mm)							
Fortimo LED strip 1ft 1100lm 830 FC LV5	1045	173	>80	3	>60,000	70	929002122106
Fortimo LED strip 1ft 1100lm 840 FC LV5	1100	182	>80	3	>60,000	70	929002122206
Fortimo LED strip 1ft 1100lm 850 FC LV5	1100	182	>80	3	>60,000	70	929002122306
Fortimo LED strip 1ft 1100lm 865 FC LV5	1100	182	>80	3	>60,000	70	929002122406
Fortimo LED strip 1ft 1100lm 927 FC LV5	990	156	>90	3	>60,000	70	929002122506
Fortimo LED strip 1ft 1100lm 930 FC LV5	1045	165	>90	3	>60,000	70	929002122606
Fortimo LED strip 1ft 1100lm 940 FC LV5	1100	174	>90	3	>60,000	70	929002122706
Fortimo LED strip 1ft 1100lm 965 FC LV5	1100	174	>90	3	>60,000	70	929002122806
Fortimo LED strip 1ft 1100lm 830 BC LV5	1045	173	>80	3	>60,000	70	929002122906
Fortimo LED strip 1ft 1100lm 840 BC LV5	1100	182	>80	3	>60,000	70	929002123006
Fortimo LED strip 2ft 2200lm 830 FC LV5	2090	173	>80	3	>60,000	70	929002125206
Fortimo LED strip 2ft 2200lm 840 FC LV5	2200	182	>80	3	>60,000	70	929002125306
Fortimo LED strip 2ft 2200lm 850 FC LV5	2200	182	>80	3	>60,000	70	929002125406
Fortimo LED strip 2ft 2200lm 865 FC LV5	2200	182	>80	3	>60,000	70	929002125506
Fortimo LED strip 2ft 2200lm 930 FC LV5	2090	165	>90	3	>60,000	70	929002125606
Fortimo LED strip 2ft 2200lm 940 FC LV5	2200	174	>90	3	>60,000	70	929002125706
Fortimo LED strip 2ft 2200lm 830 BC LV5	2090	173	>80	3	>60,000	70	929002125806
Fortimo LED strip 2ft 2200lm 840 BC LV5	2200	182	>80	3	>60,000	70	929002125906
Fortimo LED Strip 1150mm 4400lm 830 LV5F	4180	173	>80	3	>60,000	70	929002829506
Fortimo LED Strip 1150mm 4400lm 840 LV5F	4400	182	>80	3	>60,000	70	929002829606
Fortimo LED Strip 1150mm 4400lm 850 LV5F	4400	182	>80	3	>60,000	70	929002829706
Fortimo LED Strip 1150mm 4400lm 865 LV5F	4400	182	>80	3	>60,000	70	929002829806
Fortimo LED strip 1120mm 4400lm 830 LV5F	4180	173	>80	3	>60,000	70	929002174806
Fortimo LED strip 1120mm 4400lm 840 LV5F	4400	182	>80	3	>60,000	70	929002174906
Fortimo LED strip 1120mm 4400lm 850 LV5F	4400	182	>80	3	>60,000	70	929002175006
Fortimo LED strip 1120mm 4400lm 865 LV5F	4400	182	>80	3	>60,000	70	929002175106
Fortimo LED strip 1120mm 4400lm 930 LV5F	4180	160	>90	3	>60,000	70	929002175206
Fortimo LED strip 1120mm 4400lm 940 LV5F	4400	168	>90	3	>60,000	70	929002175306
Fortimo LED strip 1120mm 4400lm 830 LV5B	4180	173	>80	3	>60,000	70	929002175406
Fortimo LED strip 1120mm 4400lm 840 LV5B	4400	182	>80	3	>60,000	70	929002175506
Fortimo LED strip 1400mm 5500lm 830 LV5F	5225	173	>80	3	>60,000	70	929002177506
Fortimo LED strip 1400mm 5500lm 840 LV5F	5500	182	>80	3	>60,000	70	929002177606
Fortimo LED strip 1400mm 5500lm 865 LV5F	5500	182	>80	3	>60,000	70	929002177706
Fortimo LED strip 1400mm 5500lm 930 LV5F	5225	160	>90	3	>60,000	70	929002177806
Fortimo LED strip 1400mm 5500lm 940 LV5F	5500	168	>90	3	>60,000	70	929002177906
Fortimo LED strip 1400mm 5500lm 830 LV5B	5225	173	>80	3	>60,000	70	929002178006
Fortimo LED strip 1400mm 5500lm 840 LV5B	5500	182	>80	3	>60,000	70	929002178106
Fortimo LED Strip 1450mm 5500lm 830 LV5F	5225	173	>80	3	>60,000	70	929002830106
Fortimo LED Strip 1450mm 5500lm 840 LV5F	5500	182	>80	3	>60,000	70	929002830206
Fortimo LED Strip 1450mm 5500lm 850 LV5F	5500	182	>80	3	>60,000	70	929002830306
Fortimo LED Strip 1450mm 5500lm 865 LV5F	5500	182	>80	3	>60,000	70	929002830406
Fortimo LED Strip 1450mm 5500lm 840 LV5B	5500	182	>80	3	>60,000	70	929002830506

CRI 90 high efficiency+

Fortimo LED strip 0.5ft 550lm 930 LV4 +	518	168	>90	3	>50,000	70	929002110606
Fortimo LED strip 0.5ft 550lm 940 LV4 +	551	178	>90	3	>50,000	70	929002110706
Fortimo LED strip 1ft 1100lm 930 LV4 +	1036	168	>90	3	>50,000	70	929002111206
Fortimo LED strip 1ft 1100lm 940 LV4 +	1102	178	>90	3	>50,000	70	929002111306
Fortimo LED strip 2ft 2200lm 930 LV4 +	2073	168	>90	3	>50,000	70	929002111606
Fortimo LED strip 2ft 2200lm 940 LV4 +	2204	178	>90	3	>50,000	70	929002111706

Module driver compatibility

The Fortimo LED linear portfolio is compatible with multiple Xitanium LED drivers. Xitanium window drivers offer the freedom to adjust current settings and to differentiate in terms of lumen output, efficacy and lifetime. The corresponding linear Xitanium driver portfolio includes isolated and non-isolated drivers, in fixed light output, 1-10 V and DALI versions. For a detailed overview of all linear Xitanium LED drivers see pages 80-89.

Complementary partners

Jordan	Ledil	BJB
R	L	L

L = lenses
R = reflectors

See pages 134-135 for more information.

Suitable for:



Retail Office Industry

Order at sample webshop
philips.com/oemwebshop

For further information visit philips.com/technology



Create the ideal LED configuration in a minute.
Saves time and upgrades your solutions. [Check philips.com/technology](https://philips.com/technology)

Fortimo LED strip OC gen 5

A new addition to our portfolio is the Fortimo LED strip OC. In many cases, to create a perfect lighting system optics are required. The Fortimo LED strip OC (optic compliant) is designed together with a brand new set of optics. Due to this, the LED module and the optics have a perfect interaction and provide a beautiful lighting solution. As you'd expect of the Fortimo LED strip family, there is a wide range of lengths, types, CCTs and connector options available, making the portfolio extremely suitable for office and retail applications.

Product information (HV)

Commercial name	Light output	Module efficacy	Color rendering	Color consistency	Lifetime	Case temp. lifetime	Product code
	lm	lm/W @ Tc Nom	CRI	SDCM	hrs	°C	GPC
Fortimo LED strip OC 0.5ft 550lm 830 BC HV5	522	175	>80	3	>60,000	70	929002191706
Fortimo LED strip OC 0.5ft 550lm 840 BC HV5	550	184	>80	3	>60,000	70	929002191806
Fortimo LED strip OC 0.5ft 550lm 830 FC HV5	522	175	>80	3	>60,000	70	929002191906
Fortimo LED strip OC 0.5ft 550lm 840 FC HV5	550	184	>80	3	>60,000	70	929002192006
Fortimo LED strip OC 1ft 1100lm 830 BC HV5	1045	175	>80	3	>60,000	70	929002192106
Fortimo LED strip OC 1ft 1100lm 840 BC HV5	1100	184	>80	3	>60,000	70	929002192206
Fortimo LED strip OC 1ft 1100lm 865 BC HV5	1100	184	>80	3	>60,000	70	929002192306
Fortimo LED strip OC 1ft 1100lm 830 FC HV5	1045	175	>80	3	>60,000	70	929002192406
Fortimo LED strip OC 1ft 1100lm 840 FC HV5	1100	184	>80	3	>60,000	70	929002192506
Fortimo LED strip OC 1ft 1100lm 865 FC HV5	1100	184	>80	3	>60,000	70	929002192606
Fortimo LED strip OC 2ft 2200lm 830 BC HV5	2090	175	>80	3	>60,000	70	929002193306
Fortimo LED strip OC 2ft 2200lm 840 BC HV5	2200	184	>80	3	>60,000	70	929002193406
Fortimo LED strip OC 2ft 2200lm 865 BC HV5	2200	184	>80	3	>60,000	70	929002193506
Fortimo LED strip OC 2ft 2200lm 830 FC HV5	2090	175	>80	3	>60,000	70	929002193606
Fortimo LED strip OC 2ft 2200lm 840 FC HV5	2200	184	>80	3	>60,000	70	929002193706
Fortimo LED strip OC 2ft 2200lm 865 FC HV5	2200	184	>80	3	>60,000	70	929002193806

Product information (LV)

Commercial name	Light output	Module efficacy	Color rendering	Color consistency	Lifetime	Case temp. lifetime	Product code
	lm	lm/W @ Tc Nom	CRI	SDCM	hrs	°C	GPC
Fortimo LED strip OC 0.5ft 550lm 830 BC LV5	522	175	>80	3	>60,000	70	929002191306
Fortimo LED strip OC 0.5ft 550lm 840 BC LV5	550	184	>80	3	>60,000	70	929002191406
Fortimo LED strip OC 0.5ft 550lm 830 FC LV5	522	175	>80	3	>60,000	70	929002191506
Fortimo LED strip OC 0.5ft 550lm 840 FC LV5	550	184	>80	3	>60,000	70	929002191606
Fortimo LED strip OC 1ft 1100lm 830 BC LV5	1045	175	>80	3	>60,000	70	929002192706
Fortimo LED strip OC 1ft 1100lm 840 BC LV5	1100	184	>80	3	>60,000	70	929002192806
Fortimo LED strip OC 1ft 1100lm 865 BC LV5	1100	184	>80	3	>60,000	70	929002192906
Fortimo LED strip OC 1ft 1100lm 830 FC LV5	1045	175	>80	3	>60,000	70	929002193006
Fortimo LED strip OC 1ft 1100lm 840 FC LV5	1100	184	>80	3	>60,000	70	929002193106
Fortimo LED strip OC 1ft 1100lm 865 FC LV5	1100	184	>80	3	>60,000	70	929002193206
Fortimo LED strip OC 2ft 2200lm 830 BC LV5	2090	175	>80	3	>60,000	70	929002193906
Fortimo LED strip OC 2ft 2200lm 840 BC LV5	2200	184	>80	3	>60,000	70	929002194006
Fortimo LED strip OC 2ft 2200lm 865 BC LV5	2200	184	>80	3	>60,000	70	929002194106
Fortimo LED strip OC 2ft 2200lm 830 FC LV5	2090	175	>80	3	>60,000	70	929002194206
Fortimo LED strip OC 2ft 2200lm 840 FC LV5	2200	184	>80	3	>60,000	70	929002194306
Fortimo LED strip OC 2ft 2200lm 865 FC LV5	2200	184	>80	3	>60,000	70	929002194406

Product information Optics

Commercial name	Beam angle	Length	GPC
1R Optic 30D 1ft FLS OC HV/LV5	30°	1ft	929002818406
1R Optic 60D 1ft FLS OC HV/LV5	60°	1ft	929002818506
1R Optic 90D 1ft FLS OC HV/LV5	90°	1ft	929002818606
1R Optic DA 1ft FLS OC HV/LV5	Single-Asymmetric	1ft	929002818706
1R Optic SA 1ft FLS OC HV/LV5	Double-Asymmetric	1ft	929002818806
1R Optic FLS OC HV/LV5 END-CAP	n/a	n/a	929002818906

Complementary partners

BJB
L
L = lenses
R = reflectors
See pages 134-135 for more information.

Suitable for:



Order at sample webshop
philips.com/oemwebshop

For further information visit philips.com/technology



Create the ideal LED configuration in a minute. Saves time and upgrades your solutions. [Check philips.com/technology](http://philips.com/technology)

Fortimo LED strip high flux gen 6

Industrial applications are typically the most difficult for LED technology to fulfill. The Fortimo LED strip high flux is the key product in the industry for these kind of applications as it's specifically designed to be used in high temperature environments that require a high light output. The updated generation 6 (HV6) increases the efficiency of the LED boards and also adds an even higher flux board to the possibilities (now also in 3000 lm per ft).



Product information (HV)

Commercial name	Light output	Module efficacy	Color rendering	Color consistency	Lifetime	Case temp. lifetime	Product code
	lm	lm/W @ Tc Nom	CRI	SDCM	hrs	°C	GPC
2000 lm per ft							
Fortimo LED strip 1ft 2000lm FC 830 HV6	1880	167	>80	3	>100,000	90	929002801306
Fortimo LED strip 1ft 2000lm FC 840 HV6	2000	178	>80	3	>100,000	90	929002801406
Fortimo LED strip 1ft 2000lm FC 850 HV6	2000	178	>80	3	>100,000	90	929002801506
Fortimo LED strip 1ft 2000lm FC 865 HV6	1980	176	>80	3	>100,000	90	929002801606
Fortimo LED strip 2ft 4000lm FC 830 HV6	3760	167	>80	3	>100,000	90	929002801706
Fortimo LED strip 2ft 4000lm FC 840 HV6	4000	178	>80	3	>100,000	90	929002801806
Fortimo LED strip 2ft 4000lm FC 850 HV6	4000	178	>80	3	>100,000	90	929002801906
Fortimo LED strip 2ft 4000lm FC 865 HV6	3960	176	>80	3	>100,000	90	929002802006
3000 lm per ft							
Fortimo LED strip 1ft 3000lm FC 830 HV6	2820	167	>80	3	>100,000	90	929002802106
Fortimo LED strip 1ft 3000lm FC 840 HV6	3000	178	>80	3	>100,000	90	929002802206
Fortimo LED strip 1ft 3000lm FC 850 HV6	3000	178	>80	3	>100,000	90	929002802306
Fortimo LED strip 1ft 3000lm FC 865 HV6	2970	176	>80	3	>100,000	90	929002802406
Fortimo LED strip 2ft 6000lm FC 830 HV6	5640	167	>80	3	>100,000	90	929002802506
Fortimo LED strip 2ft 6000lm FC 840 HV6	6000	178	>80	3	>100,000	90	929002802606
Fortimo LED strip 2ft 6000lm FC 850 HV6	6000	178	>80	3	>100,000	90	929002802706
Fortimo LED strip 2ft 6000lm FC 865 HV6	5940	176	>80	3	>100,000	90	929002802806

new

Suitable for:



Order at sample webshop
philips.com/oemwebshop

For further information visit philips.com/technology



Create the ideal LED configuration in a minute. Saves time and upgrades your solutions. [Check philips.com/technology](http://philips.com/technology)

Fortimo LED strip CES

More applications require the use of HCL elements. One of those elements is lighting solutions to improve people's circadian rhythm by using a different spectrum of light. With the Fortimo LED strip CES (cyan enhanced static) we have created a specific spectrum to achieve the highest MDER at a regular light level of 500 lux. This is done in a static 4000 K solution with CRI 80. The product is based on the Fortimo LED strip platform, which makes luminaires designed with the standard Fortimo LED strip gen 5 easily upgradable to a HCL solution. The Fortimo LED strip CES is perfectly suitable when conditions ask for high MDER solutions (e.g. WELL Building certification).



Product information (HV)

Commercial name	Light output	Module efficacy	Color rendering	Color consistency	Lifetime	Case temp. lifetime	Product code
	lm	lm/W @ Tc Nom	CRI	SDCM	hrs	°C	GPC
new Fortimo LED strip CES 1ft 1100lm HV5 F	1100	162	>80, >50	3	>50,000	70	929002198806
new Fortimo LED strip CES 2ft 2200lm HV5 F	2200	162	>80, >50	3	>50,000	70	929002198906

Product information (HV)

Commercial name	Light output	Module efficacy	Color rendering	Color consistency	Lifetime	Case temp. lifetime	Product code
	lm	lm/W @ Tc Nom	CRI	SDCM	hrs	°C	GPC
new Fortimo LED strip CES 1ft 1100lm LV5 F	1100	162	>80, >50	3	>50,000	70	929002199006
new Fortimo LED strip CES 2ft 2200lm LV5 F	2200	162	>80, >50	3	>50,000	70	929002199106

Note: CES products are always in CCT 4000 K with CRI >80 (840)

Complementary partners

Jordan	Ledil	BJB
R	L	L

L = lenses
R = reflectors

See pages 134-135 for more information.



Create the ideal LED configuration in a minute. Saves time and upgrades your solutions. [Check philips.com/technology](https://philips.com/technology)

Suitable for:



Order at sample webshop philips.com/oemwebshop

For further information visit philips.com/technology

Fortimo LED strip FlexTune

With a system combination of the Xitanium FlexTune driver and the Fortimo LED strip FlexTune modules you can build a high performing and unique tunable white system. The drivers and modules are designed to be a perfect match and together provide great specifications and ease of use. The Fortimo LED strip FlexTune modules are available in two versions: the ST version has a unique 2-in-1 LED that does the CCT mixing inside the LED so all LEDs on the module always have the same CCT; the PR version is based on the traditional tunable white concept of two individual LEDs (2700 K and 6500 K) and combined they tune the module's CCT. This version is equipped with our high efficiency CRI 90 technology.



Product information (HV)

Commercial name	Light output	Module efficacy	Color rendering	Color consistency	Lifetime	Case temp. lifetime	Product code
	lm	lm/W @ Tc Nom	CRI	SDCM	hrs	°C	GPC
new Fortimo strip ST FT 1ft 1100lm 827-865 FC HV5*	1100	159/171	>80	3	>50,000	70	929002800606
new Fortimo strip ST FT 2ft 2200lm 827-865 FC HV5*	2200	159/171	>80	3	>50,000	70	929002800706

*ST: two-in-one LED CCT tuning

Product information (HV)

Commercial name	Light output	Module efficacy	Color rendering	Color consistency	Lifetime	Case temp. lifetime	Product code
	lm	lm/W @ Tc Nom	CRI	SDCM	hrs	°C	GPC
new Fortimo strip PR FT 1ft 1100lm 927-965 FC HV5*	1100	145/157	>90	3	>50,000	70	929002800806
new Fortimo strip PR FT 2ft 2200lm 927-965 FC HV5*	2200	145/157	>90	3	>50,000	70	929002800906

*PR: two individual CCT LEDs in CRI 90 high efficiency

Complementary partners

Jordan	Ledil	BJB
R	L	L

L = lenses
R = reflectors

See pages 134-135 for more information.



Create the ideal LED configuration in a minute. Saves time and upgrades your solutions. [Check philips.com/technology](https://philips.com/technology)

Suitable for:



Order at sample webshop philips.com/oemwebshop

For further information visit philips.com/technology

Fortimo LED line

Fortimo LED line systems are designed to provide pure white light for general lighting applications with high efficiency levels. The Fortimo LED line portfolio consists of two main product ranges. The Fortimo LED line 1R system, with one row of LEDs on the module, is ideal for applications requiring beam shaping and where light is intended to fall on a vertical surface, such as racking or shelves. The Fortimo LED line 3R system, with three rows of LEDs, has been designed to produce high-efficiency white light for general lighting applications where diffuse lighting on the horizontal plane is key.



Product information (HV)

Type	Commercial name	Light output lm	Module efficacy lm/W @ Tc Nom	Color rendering CRI	Color consistency SDCM	Lifetime hrs	Case temp. lifetime °C	Product code GPC
Low-flux (650 lm per 1 ft/280 mm)								
3R	Fortimo LED line 1ft 650lm 830 3R HV4	604	164	>80	3	>50,000	75	929001543706
	Fortimo LED line 1ft 650lm 840 3R HV4	650	177	>80	3	>50,000	75	929001543806
	Fortimo LED line 1ft 650lm 850 3R HV4	650	177	>80	3	>50,000	75	929001543906
Mid-flux (1100 lm per 1 ft/280 mm)								
1R	Fortimo LED line 1ft 1100lm 830 1R HV4	1045	164	>80	3	>50,000	80	929001542306
	Fortimo LED line 1ft 1100lm 840 1R HV4	1100	173	>80	3	>50,000	80	929001542406
	Fortimo LED line 1ft 1100lm 850 1R HV4	1111	174	>80	3	>50,000	80	929001542506
	Fortimo LED line 2ft 2200lm 830 1R HV4	2090	164	>80	3	>50,000	80	929001542606
	Fortimo LED line 2ft 2200lm 840 1R HV4	2200	173	>80	3	>50,000	80	929001542706
	Fortimo LED line 2ft 2200lm 850 1R HV4	2222	174	>80	3	>50,000	80	929001542806
3R	Fortimo LED line 1ft 1100lm 830 3R HV4F	1045	174	>80	3	>50,000	80	929001544306
	Fortimo LED line 1ft 1100lm 840 3R HV4F	1100	183	>80	3	>50,000	80	929001544406
	Fortimo LED line 1ft 1100lm 850 3R HV4F	1111	185	>80	3	>50,000	80	929001544506
	Fortimo LED line 1ft 1100lm 830 3R HV4B	1045	174	>80	3	>50,000	80	929001545506
	Fortimo LED line 1ft 1100lm 840 3R HV4B	1100	183	>80	3	>50,000	80	929001545606
	Fortimo LED line 1ft 1100lm 850 3R HV4B	1111	185	>80	3	>50,000	80	929001545706
	Fortimo LED line 2ft 2200lm 830 3R HV4	2090	174	>80	3	>50,000	80	929001544806
	Fortimo LED line 2ft 2200lm 840 3R HV4	2200	183	>80	3	>50,000	80	929001544906
	Fortimo LED line 2ft 2200lm 850 3R HV4	2222	185	>80	3	>50,000	80	929001545006
3R VO	Fortimo LED line VO 1ft 1100lm 830 3R HV4	1025	159	>80	3	>50,000	80	929002112506
	Fortimo LED line VO 1ft 1100lm 840 3R HV4	1098	171	>80	3	>50,000	80	929002112606
	Fortimo LED line VO 2ft 2200lm 830 3R HV4	2050	159	>80	3	>50,000	80	929002112706
	Fortimo LED line VO 2ft 2200lm 840 3R HV4	2196	171	>80	3	>50,000	80	929002112806
High-flux (2000 lm per 1 ft/280 mm)								
1R	Fortimo LED line 1ft 2000lm 830 1R HV4	1902	163	>80	3	>50,000	90	929001645206
	Fortimo LED line 1ft 2000lm 840 1R HV4	2000	172	>80	3	>50,000	90	929001645306
	Fortimo LED line 1ft 2000lm 850 1R HV4	2020	172	>80	3	>50,000	90	929001645406
	Fortimo LED line 2ft 4000lm 830 1R HV4	3804	163	>80	3	>50,000	90	929001645606
	Fortimo LED line 2ft 4000lm 840 1R HV4	4000	172	>80	3	>50,000	90	929001645806
	Fortimo LED line 2ft 4000lm 850 1R HV4	4040	172	>80	3	>50,000	90	929001645906
3R	Fortimo LED line 1ft 2000lm 830 3R HV4	1901	172	>80	3	>50,000	90	929001646106
	Fortimo LED line 1ft 2000lm 840 3R HV4	2000	180	>80	3	>50,000	90	929001646206
	Fortimo LED line 1ft 2000lm 850 3R HV4	2019	180	>80	3	>50,000	90	929001646306

Product information (LV)

Type	Commercial name	Light output lm	Module efficacy lm/W @ Tc Nom	Color rendering CRI	Color consistency SDCM	Lifetime hrs	Case temp. lifetime °C	Product code GPC
Low-flux (650 lm per 1 ft/280 mm)								
3R	Fortimo LED line 1ft 650lm 830 3R LV4	604	164	>80	3	>50,000	75	929001544006
	Fortimo LED line 1ft 650lm 840 3R LV4	650	177	>80	3	>50,000	75	929001544106
Mid-flux (1100 lm per 1 ft/280 mm)								
1R	Fortimo LED line 1ft 1100lm 830 1R LV4	1045	164	>80	3	>50,000	80	929001542906
	Fortimo LED line 1ft 1100lm 840 1R LV4	1100	173	>80	3	>50,000	80	929001543106
	Fortimo LED line 1ft 1100lm 850 1R LV4	1111	174	>80	3	>50,000	80	929001543206
	Fortimo LED line 2ft 2200lm 830 1R LV4	2090	164	>80	3	>50,000	80	929001543306
	Fortimo LED line 2ft 2200lm 840 1R LV4	2200	173	>80	3	>50,000	80	929001543506
	Fortimo LED line 2ft 2200lm 850 1R LV4	2222	174	>80	3	>50,000	80	929001543606

Module driver compatibility

The Fortimo LED linear portfolio is compatible with multiple Xitanium LED drivers. Xitanium window drivers offer the freedom to adjust current settings and to differentiate in terms of lumen output, efficacy and lifetime. The corresponding linear Xitanium driver portfolio includes isolated and non-isolated drivers, in fixed light output, 1-10 V and DALI versions. For a detailed overview of all linear Xitanium LED drivers see pages 80-89.

Complementary partners

Jordan	Ledil	BJB	Carclo	CKO	Darkoo
R	L	L	L	L	L

L = lenses
R = reflectors

See pages 134-135 for more information.

Suitable for:



Order at sample webshop
philips.com/oemwebshop


For further information visit philips.com/technology



Create the ideal LED configuration in a minute.
Saves time and upgrades your solutions. Check philips.com/technology

Fortimo LED square

The Fortimo LED square HV/LV3 systems deliver high-quality homogeneous light at high efficiencies. Fortimo LED square systems are ideal for office applications where the luminaires require a very homogeneous exit surface window. Typical applications are recessed, surface mounted and suspended office luminaires. In generation 3 we've now included the features of our CRI 90 high efficiency technology and FlexTune.



Product information							
Commercial name	Light output	Module efficacy	Color rendering	Color consistency	Lifetime	Case temp. lifetime	Product code
	lm	lm/W @ Tc Nom	CRI	SDCM	hrs	°C	GPC
1250 lumen - static white							
Fortimo LED square 1250lm 830 HV/LV3	1200	184	>80	3	>50,000	65	929002819906
Fortimo LED square 1250lm 840 HV/LV3	1250	191	>80	3	>50,000	65	929002820006
Fortimo LED square 1250lm 865 HV/LV3	1250	191	>80	3	>50,000	65	929002820106
Fortimo LED square 1250lm 930 HV/LV3	1180	170	>90	3	>50,000	65	929002820206
Fortimo LED square 1250lm 940 HV/LV3	1250	180	>90	3	>50,000	65	929002820306
Fortimo LED square 1250lm 965 HV/LV3	1250	180	>90	3	>50,000	65	929002820406
2500 lumen - static white							
Fortimo LED square 2500lm 830 HV/LV3	2400	184	>80	3	>50,000	65	929002820506
Fortimo LED square 2500lm 840 HV/LV3	2500	191	>80	3	>50,000	65	929002820606
Fortimo LED square 2500lm 865 HV/LV3	2500	191	>80	3	>50,000	65	929002820706
Fortimo LED square 2500lm 930 HV/LV3	2360	170	>90	3	>50,000	65	929002820806
Fortimo LED square 2500lm 940 HV/LV3	2500	180	>90	3	>50,000	65	929002820906
Fortimo LED square 2500lm 965 HV/LV3	2500	180	>90	3	>50,000	65	929002821006
FlexTune*							
Fortimo LED square 1250lm 927-965 HV/LV3**	1203	173	>90	3	>50,000	65	929002821106
Fortimo LED square 2500lm 927-965 HV/LV3**	2406	173	>90	3	>50,000	65	929002821206

* Compatible with Xitanium FlexTune drivers.
** Performance at 4000 K CRI 90.

Module driver compatibility

The Fortimo LED linear portfolio is compatible with multiple Xitanium LED drivers. Xitanium window drivers offer the freedom to adjust current settings and to differentiate in terms of lumen output, efficacy and lifetime. The corresponding linear Xitanium driver portfolio includes isolated and non-isolated drivers, in fixed light output, 1-10 V and DALI versions. For a detailed overview of all linear Xitanium LED drivers see pages 80-89.

Suitable for:



Order at sample webshop
philips.com/oemwebshop

For further information visit philips.com/technology



Create the ideal LED configuration in a minute. Saves time and upgrades your solutions. Check philips.com/technology

Fortimo LED panel

Fortimo LED panels are designed for office applications and the range consists of different dimensions for different ceiling sizes. The panels are office compliant and have a long lifetime. Use these panels in combination with Xitanium drivers for the best performance.



Product information							
Commercial name	Light output	Panel efficacy	Color rendering	Office compliant	Lifetime	Product code	
	lm	lm/W @ Tc Nom	CRI	UGR	hrs @ Ta 25°C	GPC	
Fortimo LED panel 6060 830 MD2	3220	115	>80	<19	>50,000	929001687706	
new Fortimo LED panel 6060 835 MD2	3220	115	>80	<19	>50,000	929002828006	
Fortimo LED panel 6060 840 MD2	3500	121	>80	<19	>50,000	929001687806	
Fortimo LED panel 6060 865 MD2	3500	121	>80	<19	>50,000	929001687906	
Fortimo LED panel 6060 830 TPA MD2	3220	115	>80	<19	>50,000	929002168806	
new Fortimo LED panel 6060 835 TPA MD2	3220	115	>80	<19	>50,000	929002828406	
Fortimo LED panel 6060 840 TPA MD2	3400	121	>80	<19	>50,000	929002168906	
Fortimo LED panel 6262 830 MD2	3220	115	>80	<19	>50,000	929002167906	
new Fortimo LED panel 6262 835 MD2	3320	115	>80	<19	>50,000	929002828106	
Fortimo LED panel 6262 840 MD2	3400	121	>80	<19	>50,000	929002168006	
Fortimo LED panel 6262 865 MD2	3400	121	>80	<19	>50,000	929002168106	
Fortimo LED panel 30120 830 MD2	3220	115	>80	<19	>50,000	929002168206	
new Fortimo LED panel 30120 835 MD2	3220	115	>80	<19	>50,000	929002828206	
Fortimo LED panel 30120 840 MD2	3400	121	>80	<19	>50,000	929002168306	
Fortimo LED panel 30120 865 MD2	3400	121	>80	<19	>50,000	929002168406	
Fortimo LED panel 30120 830 TPA MD2	3220	115	>80	<19	>50,000	929002169006	
Fortimo LED panel 30120 835 TPA MD2	3220	115	>80	<19	>50,000	929002828506	
Fortimo LED panel 30120 840 TPA MD2	3400	121	>80	<19	>50,000	929002169106	
Fortimo LED panel 60120 830 MD2	5000	122	>80	<19	>50,000	929002168506	
new Fortimo LED panel 60120 835 MD2	5000	122	>80	<19	>50,000	929002828306	
Fortimo LED panel 60120 840 MD2	5350	131	>80	<19	>50,000	929002168606	
Fortimo LED panel 60120 865 MD2	5350	131	>80	<19	>50,000	929002168706	

Drivers recommendation

Commercial name	Product code
	GPC
Xitanium 36W WH 0.3-1A 54V TD/Is 230V	929000969906
Xitanium 50W WH 0.7-1.5A 54V TD/Is 230V	929000991806
Xitanium 28W/m 0.6A 46V SC 230V	929001418706
Xitanium 30W/m 0.65A 46V SC 230V	929001470806
Xitanium 32W/m 0.7A 46V SC 230V	929001412680
Xitanium 34W/m 0.8A 42V SC 230V	929001418806
Xitanium 38W/m 0.9A 42V SC 230V	929001418906
Xitanium 48W/m 1.05A 46V SC 230V	929001572806

Accessories

Commercial name	Product code
	GPC
LED panel safety cable	929001688006

Suitable for:



Order at sample webshop
philips.com/oemwebshop

For further information visit philips.com/technology



Create the ideal LED configuration in a minute. Saves time and upgrades your solutions. Check philips.com/technology

CertaFlux LED strip HV4

CertaFlux LED strip is upgraded with a higher lm/W performance, now reaching up to 165 lm/W. The CertaFlux LED strips offer a good product performance and functionality meeting the market needs for basic lighting. The system is cost effective when combined with CertaDrive linear LED drivers.



Product information

Commercial name	Light output lm	Module efficacy lm/W @ Tc Nom	Color rendering CRI	Color consistency SDCM	Lifetime hrs @ Tc Nom	Case temp. lifetime °C	Product code GPC
CertaFlux LED strip 1ft 775lm 830 HV4	725	157	>80	3	>50,000	85	929001684606
CertaFlux LED strip 1ft 775lm 840 HV4	774	168	>80	3	>50,000	85	929001684706
CertaFlux LED strip 1ft 1100lm 830 HV4	1029	155	>80	3	>50,000	85	929001684806
CertaFlux LED strip 1ft 1100lm 840 HV4	1098	166	>80	3	>50,000	85	929001684906
CertaFlux LED strip 1ft 1100lm 865 HV4	1080	163	>80	3	>50,000	85	929002109206
CertaFlux LED strip 2ft 1550lm 830 HV4	1451	158	>80	3	>50,000	85	929001685006
CertaFlux LED strip 2ft 1550lm 840 HV4	1548	168	>80	3	>50,000	85	929001685106
CertaFlux LED strip 2ft 1550lm 865 HV4	1522	166	>80	3	>50,000	85	929001685206
CertaFlux LED strip 2ft 2200lm 830 HV4	2059	156	>80	3	>50,000	85	929001685306
CertaFlux LED strip 2ft 2200lm 840 HV4	2197	166	>80	3	>50,000	85	929001685406
CertaFlux LED strip 2ft 2200lm 865 HV4	2160	163	>80	3	>50,000	85	929001685506

Module driver compatibility

CertaDrive LED drivers are designed to fulfill the market need for essential lighting. The CertaDrive LED drivers offer basic specifications such as specific current and voltage settings, optimized for operating CertaFlux LED modules. For a detailed overview of all CertaDrive LED linear drivers see page 88.

Complementary partners

Jordan	Ledil	BJB
R	L	L

L = lenses
R = reflectors

See pages 134-135 for more information.



Create the ideal LED configuration in a minute. Saves time and upgrades your solutions. [Check philips.com/technology](http://philips.com/technology)

Suitable for:



Order at sample webshop
philips.com/oemwebshop

For further information visit philips.com/technology

CertaFlux LED strip 12

CertaFlux LED strip 12 is a small linear LED strip with a width of 12 mm, and available in 1 ft, 2 ft, 4 ft and 5 ft lengths. Without compromising lifetime, the CertaFlux LED strip 12 has a good lm/W performance and is very accessible. Perfect for combining with CertaDrive or Xitanium single current drivers and fit for waterproof or batten applications.

Product information

Commercial name	Light output lm	Module efficacy lm/W @ Tc Nom	Color rendering CRI	Color consistency SDCM	Lifetime hrs @ Tc Nom	Case temp. lifetime °C	Product code GPC
CertaFlux LED strip 12 1ft 1100lm 830 HV4	1027	149	>80	4	>50,000	65	929002137406
CertaFlux LED strip 12 1ft 1100lm 840 HV4	1100	160	>80	4	>50,000	65	929002137506
CertaFlux LED strip 12 1ft 1100lm 865 HV4	1071	156	>80	4	>50,000	65	929002137606
CertaFlux LED strip 12 2ft 2200lm 830 HV4	2053	149	>80	4	>50,000	65	929002137706
CertaFlux LED strip 12 2ft 2200lm 840 HV4	2200	160	>80	4	>50,000	65	929002137806
CertaFlux LED strip 12 2ft 2200lm 865 HV4	2142	156	>80	4	>50,000	65	929002137906
CertaFlux LED strip 12 4ft 4400lm 830 HV4	4107	149	>80	4	>50,000	65	929002138006
CertaFlux LED strip 12 4ft 4400lm 840 HV4	4400	160	>80	4	>50,000	65	929002138106
CertaFlux LED strip 12 4ft 4400lm 865 HV4	4283	156	>80	4	>50,000	65	929002138206
CertaFlux LED strip 12 5ft 5500lm 830 HV4	5133	149	>80	4	>50,000	65	929002138306
CertaFlux LED strip 12 5ft 5500lm 840 HV4	5500	160	>80	4	>50,000	65	929002138406
CertaFlux LED strip 12 5ft 5500lm 865 HV4	5354	156	>80	4	>50,000	65	929002138506
CertaFlux LED Strip 12mm 5ft 6400lm	6455	160	>80	4	>50,000	65	929002139606

Module driver compatibility

CertaDrive LED drivers are designed to fulfill the market need for essential lighting. The CertaDrive LED drivers offer basic specifications such as specific current and voltage settings, optimized for operating CertaFlux LED modules. For a detailed overview of all CertaDrive LED linear drivers see page 88.



Create the ideal LED configuration in a minute. Saves time and upgrades your solutions. [Check philips.com/technology](http://philips.com/technology)

Suitable for:



Order at sample webshop
philips.com/oemwebshop

For further information visit philips.com/technology

CertaFlux LED panel gen 2

CertaFlux LED gen 2 side-lit panels are ideal for general lighting applications where a good, even light surface is needed. There are versions that can comply to UGR <19 and versions for UGR <22. The range includes different dimensions to match the ceiling of your application. This CertaFlux solution is a reliable product with specifications that are good enough to ensure we can provide you with an attractive product that easily complements your portfolio. The panels are a good match with CertaDrive drivers.

Product information UGR <22 versions

Commercial name	Light output lm	Panel efficacy lm/W @ Tc Nom	Color rendering CRI	Office compliant UGR	Lifetime hrs @ Ta 25°C	Product code GPC
CertaFlux LED panel 6060 830 MD2	2900	101	>80	<22	>30,000	929001687406
CertaFlux LED panel 6060 840 MD2	3100	108	>80	<22	>30,000	929001687506
CertaFlux LED panel 6060 865 MD2	3100	108	>80	<22	>30,000	929001687606
CertaFlux LED panel 6262 830 MD2	2900	101	>80	<22	>30,000	929002166406
CertaFlux LED panel 6262 840 MD2	3100	108	>80	<22	>30,000	929002166506
CertaFlux LED panel 6262 865 MD2	3100	108	>80	<22	>30,000	929002166606
CertaFlux LED panel 30120 830 MD2	2900	101	>80	<22	>30,000	929002166106
CertaFlux LED panel 30120 840 MD2	3100	108	>80	<22	>30,000	929002166206
CertaFlux LED panel 30120 865 MD2	3100	108	>80	<22	>30,000	929002166306
CertaFlux LED panel 60120 830 MD2	4550	108	>80	<22	>30,000	929002167306
CertaFlux LED panel 60120 840 MD2	4900	117	>80	<22	>30,000	929002167406
CertaFlux LED panel 60120 865 MD2	4900	117	>80	<22	>30,000	929002167506

Product information UGR <19 versions

Commercial name	Light output lm	Panel efficacy lm/W @ Tc Nom	Color rendering CRI	Office compliant UGR	Lifetime hrs @ Ta 25°C	Product code GPC
CertaFlux LED panel 6060 830 UC MD2	2650	92	>80	<19	>30,000	929002166706
CertaFlux LED panel 6060 840 UC MD2	2850	99	>80	<19	>30,000	929002166806
CertaFlux LED panel 6060 865 UC MD2	2850	99	>80	<19	>30,000	929002166906
CertaFlux LED panel 30120 830 UC MD2	2650	92	>80	<19	>30,000	929002167006
CertaFlux LED panel 30120 840 UC MD2	2850	99	>80	<19	>30,000	929002167106
CertaFlux LED panel 30120 865 UC MD2	2850	99	>80	<19	>30,000	929002167206
CertaFlux LED panel 60120 830 UC MD2	4250	101	>80	<19	>30,000	929002167606
CertaFlux LED panel 60120 840 UC MD2	4550	108	>80	<19	>30,000	929002167706
CertaFlux LED panel 60120 865 UC MD2	4550	108	>80	<19	>30,000	929002167806

Drivers recommendation

Commercial name	Product code GPC
CertaDrive 34W 0.8A 42V 230V I	929001414380
CertaDrive 38W 0.9A 42V 230V I	929001414480

Accessories

Commercial name	Product code GPC
LED panel safety cable	929001688006

Suitable for:



Order at sample webshop
philips.com/oemwebshop

For further information visit philips.com/technology



Create the ideal LED configuration in a minute.
Saves time and upgrades your solutions. [Check philips.com/technology](http://philips.com/technology)



best-in-class
efficiency
and reliability
with maximum
optical
flexibility

Xtreme modules

Lighting up
harsh conditions

Xtreme modules

“
We provide
design flexibility
and ultimate reliability.”

best-in-class
efficiency
technology
leadership
and reliability
with maximum
optical
flexibility

As LED rapidly conquers the outdoor and industrial lighting markets, doors open to expand your opportunities and make a difference in design, speed to market, lifetime or product specifications. We understand that optical design is your core competence, just as developing components is ours. The fusion of these complementary qualities gives you more design flexibility in combination with unrivaled reliability.

Where customization counts

The Fortimo FastFlex gen 4+ differentiation family is about adding value through optical differentiation. Designed to operate with third party lenses, they offer you an unlimited number of optical configurations, ultimately delivering unique luminaire performance to match every project's requirement. The FastFlex gen 4+ series includes building block modules to expand your possibilities in outdoor and industrial applications. We've also upgraded the efficiency and operating temperature range, enabling greener and lower cost fixtures. The Fortimo FastFlex differentiation high efficiency (DHE) is a true breakthrough in efficiency and enables the creation of compact high bay, outdoor, and area luminaire applications due to its best-in-class lumen per Watt performance. The Fortimo FastFlex gen 4+ differentiation protected (DP) are IP66-ready modules, which simplify your luminaire design and reduce light loss. The result is a lower fixture cost and enhanced efficacy.

Enabling a short development cycle

The Fortimo FastFlex gen 4+ standard version offers you a 'one-stop shop'. Our board, clips and lenses enable a short fixture development cycle with minimum development investment. As a result, you are able to bring a top-notch fixture to market in a short time.

Enabling optical differentiation

The Fortimo FastFlex gen 4+ DA and DP versions offers compatibility with third-party lenses for a wide choice of light distributions and increased flexibility.

Enabling efficiency leadership

While FastFlex gen 4+ remains backwards compatible with Fortimo FastFlex gen 4, the new Fortimo FastFlex generation 5 premium, with its new LED technology, enables improved optical quality and efficiency leadership. The future of outdoor lighting!

Thu-Ha Vu
Product manager
xtreme modules



Fortimo FastFlex gen 4+

The 4+ generation of the Fortimo FastFlex portfolio has been developed to be backwards compatible with generation 4 and offer a suitable competitive solution for every project requirement.

Standard

Think of the standard Fortimo FastFlex solutions as a 'one-stop shop', where we provide boards and lenses. This enables a short fixture development cycle while enabling basic optical flexibility through eight standard light distributions.



Product specification

Product name	Typical light output	Module efficacy typical*	Correlated color temperature	Color rendering index**	Typical dimensions	Product code
	lm	lm/W @ Tc Nom	K	min. CRI	mm	GPC
Fortimo FastFlex LED 2x8/730 G4+	3683	157	3000	70	218x49.5x5.95	929002116206
Fortimo FastFlex LED 2x8/740 G4+	3885	165	4000	70	218x49.5x5.95	929002116306
Fortimo FastFlex LED 2x8/757 G4+	3683	157	5700	70	218x49.5x5.95	929002116406
Fortimo FastFlex LED 2x8/830 G4+	3319	140	3000	80	218x49.5x5.95	929002116506
Fortimo FastFlex LED 2x8/840 G4+	3520	149	4000	80	218x49.5x5.95	929002116606
Fortimo FastFlex LED 2x4/730 G4+	1841	157	3000	70	118.5x49.5x5.95	929002118906
Fortimo FastFlex LED 2x4/740 G4+	1943	165	4000	70	118.5x49.5x5.95	929002119006

Light output is specified at board level (lens optical losses not included).

When using standard Fortimo FastFlex lenses, optical losses of 4% need to be taken into account.

* Charts presenting module's Tc and current Vs expected lifetime (up to 120,000 hours), as well as module's Tc and current Vs expected lumen depreciation (L70 and above) are available via your sales representative.

** Max. color consistency specified at beginning of lifetime.

FastFlex LED lenses and clip gen 2

Product specification

Product name	Product code
	GPC
FastFlex lens 2x8/II-X G2	929000873806
FastFlex lens 2x8/III-X G2	929000873906
FastFlex lens 2x8/IV-X G2	929000874006
FastFlex lens 2x8/V G2	929000874106
FastFlex lens 2x8/HB65 G2	929000896306
FastFlex lens 2x8/II-X WTR G2	929000906206
FastFlex lens 2x4/SW-X G2	929000897406
FastFlex lens 2x4/V_C G2	929000897506
FastFlex module clip*	929000948106

* 3 FastFlex module clips are required for a standard Fortimo FastFlex gen 4+ module 2 x 8, and 2 clips for a module 2 x 4. Fortimo FastFlex gen 4+ DA, DP and DHE do not require a dedicated clip.

DA

If you are looking for a unique photometrical performance, the FastFlex differentiation array (DA), merging the previous generation 4 DA and DAX versions into generation 4+ DA, enables the use of third-party lenses for an unlimited range of optical configurations.



Product specification

Product name	Typical light output	Module efficacy typical*	Correlated color temperature	Color rendering index**	Typical dimensions	Product code
	lm	lm/W @ Tc Nom	K	min. CRI	mm	GPC
Fortimo FastFlex LED 2x2/730 DA G4+	921	157	3000	70	70.6x49.5x5.85	929002116706
Fortimo FastFlex LED 2x2/740 DA G4+	971	165	4000	70	70.6x49.5x5.85	929002116806
Fortimo FastFlex LED 2x2/840 DA G4+	880	149	4000	80	70.6x49.5x5.85	929002116906
Fortimo FastFlex LED 2x4/730 DA G4+	1841	157	3000	70	121.4x49.5x5.85	929002117006
Fortimo FastFlex LED 2x4/740 DA G4+	1943	165	4000	70	121.4x49.5x5.85	929002117106
Fortimo FastFlex LED 2x4/840 DA G4+	1760	149	4000	80	121.4x49.5x5.85	929002117206
Fortimo FastFlex LED 2x6/730 DA G4+	2762	157	3000	70	172.2x49.5x5.85	929002117306
Fortimo FastFlex LED 2x6/827 DA G4+	2373	134	2700	80	172.2x49.5x5.85	929002117406
Fortimo FastFlex LED 2x6/830 DA G4+	2490	140	3000	80	172.2x49.5x5.85	929002117506
Fortimo FastFlex LED 2x6/740 DA G4+	2914	165	4000	70	172.2x49.5x5.85	929002117606
Fortimo FastFlex LED 2x6/840 DA G4+	2640	149	4000	80	172.2x49.5x5.85	929002117706
Fortimo FastFlex LED 2x8/730 DA G4+	3683	157	3000	70	223x49.5x5.85	929002117806
Fortimo FastFlex LED 2x8/740 DA G4+	3885	165	4000	70	223x49.5x5.85	929002117906
Fortimo FastFlex LED 2x8/757 DA G4+	3683	157	5700	70	223x49.5x5.85	929002118006
Fortimo FastFlex LED 2x8/822 DA G4+	2730	118	2200	80	223x49.5x5.85	929002118206
Fortimo FastFlex LED 2x8/827 DA G4+	3164	134	2700	80	223x49.5x5.85	929002118306
Fortimo FastFlex LED 2x8/830 DA G4+	3319	140	3000	80	223x49.5x5.85	929002118406
Fortimo FastFlex LED 2x8/840 DA G4+	3520	149	4000	80	223x49.5x5.85	929002118506

Light output is specified at board level (lens optical losses not included).

* Charts presenting module's Tc and current Vs expected lifetime (up to 120,000 hours), as well as module's Tc and current Vs expected lumen depreciation (L70 and above) are available via your sales representative.

** Max. color consistency specified at beginning of lifetime.

DP

The FastFlex differentiation protected (DP), merging the previous generation 4 DP and DPX versions into generation 4+ DP, enables the use of third-party lenses for an unlimited range of optical configurations. Additionally, the FastFlex DP offers maximum cost effectiveness and fixture efficacy via IP protection.



Product specification

Product name	Typical light output	Module efficacy typical*	Correlated color temperature	Color rendering index**	Typical dimensions	Product code
	lm	lm/W @ Tc Nom	K	min. CRI	mm	GPC
Fortimo Fastflex LED 2x6/730 DP G4+	2762	157	3000	70	146x45x5.85	929002118606
Fortimo FastFlex LED 2x6/740 DP G4+	2914	165	4000	70	146x45x5.85	929002118706
Fortimo FastFlex LED 2x6/840 DP G4+	2640	149	4000	80	146x45x5.85	929002118806

Light output is specified at board level (lens optical losses not included).

* Charts presenting module's Tc and current Vs expected lifetime (up to 120,000 hours), as well as module's Tc and current Vs expected lumen depreciation (L70 and above) are available via your sales representative.

** Max. color consistency specified at beginning of lifetime.

Suitable for:



Create the ideal LED configuration in a minute. Saves time and upgrades your solutions. [Check philips.com/technology](https://philips.com/technology)

Order at sample webshop philips.com/oemwebshop

For further information visit philips.com/technology

Fortimo FastFlex DHE

The FastFlex DHE enables the use of third-party lenses for an unlimited range of optical configurations suitable for outdoor and highbay applications.



Product specification

Product name	Typical light output	Module efficacy typical*	Correlated color temperature	Color rendering index**	Typical dimensions	Product code
	lm	lm/W @ Tc Nom	K	min. CRI	mm	GPC
Fortimo FastFlex LED 4x16/840 DHE G4	4213	178	4000	>80	223x49.5x4.25	929001616606
Fortimo FastFlex LED 4x16/850 DHE G4	4213	178	5000	>80	223x49.5x4.25	929001616706
Fortimo FastFlex LED 4x16/830 DHE G4	3900	165	3000	>80	223x49.5x4.25	929001616506

Specification given at 530 mA and Tc 80°C and 75°C for the FastFlex DHE. Light output is specified at board level (lens optical losses not included).

* Charts presenting module's Tc and current Vs expected lifetime (up to 120,000 hours), as well as module's Tc and current Vs expected lumen depreciation (L70 and above) are available via your sales representative.

** Max. color consistency specified at beginning of lifetime.

Complementary partners

	Ledil	Carclo	LedLink	Darkoo	CKO	BJB	Darkoo
FastFlex DA	L	L	L	L			
FastFlex DP	L		L	L	L	L	
FastFlex DHE	L						L

L = lenses
See pages 134-135 for more information.

Module driver compatibility

The Fortimo FastFlex portfolio is compatible with multiple Xitanium LED drivers such as Xitanium programmable Xtreme, Xitanium basic programmable, Xitanium lite programmable Xtreme, Xitanium full programmable Xtreme, Xitanium sensor ready Xtreme and Xitanium independent. For more information please visit our EDIT tool.

Suitable for:



Industry Outdoor

Order at sample webshop
philips.com/oemwebshop

For further information visit philips.com/technology



Create the ideal LED configuration in a minute. Saves time and upgrades your solutions. Check philips.com/technology

Fortimo FastFlex gen 5

The new Fortimo FastFlex generation 5 premium (PR), with its new LED technology, enables improved optical quality and efficiency leadership.



Product specification

Product name	Typical light output	Module efficacy typical	Correlated color temperature	Color rendering index	Typical dimensions	Product code
	lm	lm/W @ Tc Nom	K	min. CRI	mm	GPC
Fortimo FastFlex LED 2x8up/730 PR G5	1983	171	3000	70	121.4x49.5x5.33	929001691006
Fortimo FastFlex LED 2x8up/740 PR G5	2100	181	4000	70	121.4x49.5x5.33	929001691106
Fortimo FastFlex LED 2x8up/757 PR G5	2100	181	5700	70	121.4x49.5x5.33	929001691206
Fortimo FastFlex LED 2x8up/827 PR G5	1691	145	2700	80	121.4x49.5x5.33	929001691306
Fortimo FastFlex LED 2x8up/830 PR G5	1866	161	3000	80	121.4x49.5x5.33	929001691406
Fortimo FastFlex LED 2x8up/840 PR G5	1866	160	4000	80	121.4x49.5x5.33	929001691506
Fortimo FastFlex LED 3x8up/730 PR G5	2975	170	3000	70	172.2x49.5x5.33	929001691606
Fortimo FastFlex LED 3x8up/740 PR G5	3150	181	4000	70	172.2x49.5x5.33	929001691706
Fortimo FastFlex LED 3x8up/757 PR G5	3150	181	5700	70	172.2x49.5x5.33	929001691806
Fortimo FastFlex LED 3x8up/827 PR G5	2538	145	2700	80	172.2x49.5x5.33	929001691906
Fortimo FastFlex LED 3x8up/830 PR G5	2800	160	3000	80	172.2x49.5x5.33	929001692006
Fortimo FastFlex LED 3x8up/840 PR G5	2800	160	4000	80	172.2x49.5x5.33	929001692106
Fortimo FastFlex LED 4x8up/730 PR G5	3966	170	3000	70	223x49.5x5.33	929001692206
Fortimo FastFlex LED 4x8up/740 PR G5	4200	181	4000	70	223x49.5x5.33	929001692306
Fortimo FastFlex LED 4x8up/757 PR G5	4200	181	5700	70	223x49.5x5.33	929001692406
Fortimo FastFlex LED 4x8up/827 PR G5	3383	145	2700	80	223x49.5x5.33	929001692506
Fortimo FastFlex LED 4x8up/830 PR G5	3733	160	3000	80	223x49.5x5.33	929001692606
Fortimo FastFlex LED 4x8up/840 PR G5	3733	160	4000	80	223x49.5x5.33	929001692706

Complementary partners

	Ledil
Fortimo FastFlex PR G5	L

L = lenses
See pages 134-135 for more information.

Module driver compatibility

The Fortimo FastFlex portfolio is compatible with multiple Xitanium LED drivers such as Xitanium programmable Xtreme, Xitanium basic programmable, Xitanium lite programmable Xtreme, Xitanium full programmable Xtreme, Xitanium sensor ready Xtreme and Xitanium independent. For more information please visit our EDIT tool.

Suitable for:



Industry Outdoor

Order at sample webshop
philips.com/oemwebshop

For further information visit philips.com/technology



Create the ideal LED configuration in a minute. Saves time and upgrades your solutions. Check philips.com/technology



ahead in
flexibility and
connectivity

Linear drivers

Create
the office of
the future

“
The future is
connected.”

ahead in
flexibility and
connectivity

Key trends in the office and industry segment include connectivity, design, energy efficiency and tunable white. With our broad portfolio of linear drivers, you will be able to design luminaires that meet these trends.

To create connected lighting systems, we have a broad range of SR linear LED drivers that are D4i compliant, ensuring they meet the latest industry standards. These SR drivers can easily be combined with our own EasyAir sensors, as well as with sensors and switches from third-party suppliers.

To address the important trend of tunable white, we launched a range of SR FlexTune drivers in June of this year. Due to the unique FlexTune dimming feature, Philips FlexTune drivers can be dimmed down to 1%, while maintaining color accuracy and consistency across the full color tuning range. Furthermore, the SR FlexTune drivers have two modes offering you the flexibility to create either a wireless tunable white system (SR mode) or a wired tunable white system (DALI mode).

We hope you will find our linear driver portfolio to be complete, enabling you to create linear lighting systems that will delight your customers!

Simone van Leeuwen
Product manager
linear drivers



Coming soon!

LED innovations in the
pre-launch phase

Xitanium 90 W DALI drivers (non-isolated)



RANGE
EXTENSION

The non-isolated DALI driver range will be extended with 90 W drivers. There will be 220 V versions and a 300 V version, offering you more flexibility to create the perfect lighting system.

Suitable for:



Retail Office

For further information visit philips.com/technology

Xitanium LED linear drivers - SR

Because light is all around us, the lighting infrastructure is an ideal platform for collecting and carrying information. This is the driving force behind connected lighting. Our non-isolated SR drivers have been upgraded and are now D4i compliant. D4i brings standardization to intra-luminaire DALI and defines how data relevant for connected lighting networks is stored and communicated. D4i extends the existing DALI-2 program by adding a standard for power supply to control devices such as sensors (DALI part 250). It also standardizes how drivers store and report data, including luminaire info (DALI part 251), energy metering (DALI part 252) and diagnostics (DALI part 253). This standardization makes it easier for luminaire manufacturers to create luminaires that can easily be integrated in connected lighting systems.

For more information go to philips.com/xitaniumsr



SR bridge (can be used in combination with all indoor DALI drivers, including point source drivers)

Product name	Housing	Dimming range	Output power range	Output current range	Output voltage range	Energy metering accuracy	SimpleSet	Product code
	mm	%	W	A	V	%		GPC
Xitanium SR bridge built-in	204x30x21	n.a.	n.a.	n.a.	n.a.	4	n.a.	929001546406
Xitanium SR bridge independent	228x30x21	n.a.	n.a.	n.a.	n.a.	4	n.a.	929001546506

SR non-isolated FlexTune drivers - for tunable white applications

Product name	Housing	Dimming range	Output power range	Output current range	Output voltage range	Energy metering accuracy	SimpleSet	Product code
	mm	%	W	A	V	%		GPC
Xi 36W 0.08-0.4A 220V SR FlexTune 230V	360x30x21	100-1	10-36	0.08-0.4	50-220	4	•	929001693706
Xi 75W 0.15-0.7A 220V SR FlexTune 230V	360x30x21	100-1	21-75	0.15-0.7	50-220	4	•	929001693806

SR non-isolated drivers

Product name	Housing	Dimming range	Output power range	Output current range	Output voltage range	Energy metering accuracy	SimpleSet	Product code
	mm	%	W	A	V	%		GPC
Xitanium 35W 0.08-0.35A 150V SR 230V	360x30x21	100-1	10-35	0.08-0.35	50-150	4	•	929001695306
Xitanium 60W 0.08-0.35A 220V SR 230V	360x30x21	100-1	17-60	0.08-0.35	50-220	4	•	929001695406
Xitanium 60W 0.08-0.35A 300V SR 230V	360x30x21	100-1	17-60	0.08-0.35	100-300	4	•	929001695506
Xitanium 100W 0.25-0.7A 220V SR 230V iXt	360x30x21	100-1	28-100	0.25-0.27	50-220	4	•	929001695606

SR non-isolated - for industry applications

Product name	Housing	Dimming range	Output power range	Output current range	Output voltage range	Energy metering accuracy	SimpleSet	Product code
	mm	%	W	A	V	%		GPC
Xitanium 100W 0.15-0.5A 300V SR 230V iXt	425x30x21	100-1	28-100	0.15-0.5	100-300	4	•	929001695706
Xitanium 150W 0.2-0.7A 300V SR 230V iXt	425x30x21	100-1	43-150	0.2-0.7	100-300	4	•	929001695806

SR isolated drivers

Product name	Housing	Dimming range	Output power range	Output current range	Output voltage range	Energy metering accuracy	SimpleSet	Product code
	mm	%	W	A	V	%		GPC
Xitanium 36W 0.3-1A_54V SR 230V	360x30x21	100-1	10-36	0.3-1	27-54	4	•	929001516306
Xitanium 75W 0.7-2.0A 54V SR 230V	360x30x21	100-1	21-75	0.7-2	27-54	4	•	929001505006

Suitable for:



Order at sample webshop
philips.com/oemwebshop

For further information visit philips.com/technology



Create the ideal LED configuration in a minute. Saves time and upgrades your solutions. Check philips.com/technology

MultiOne Software

Configure our drivers to your customers needs. Fast and simple. Free download via philips.com/multione

Xitanium LED linear drivers - YellowDot

YellowDot is a luminaire certification program that allows any manufacturer to test and certify that their LED luminaires are interoperable with our indoor positioning technology. This smart technology allows shoppers and store staff to receive directions to products or location-based notifications. It also collects location-based data analytics to measure marketing impact and assess store operations. To a retailer, this level of customer engagement is invaluable.

If the luminaires pass a range of tests, it permits the manufacturer to apply the YellowDot certified trademark to the product and offer it as such to customers.

We currently offer three YellowDot-ready LED drivers (60, 100 and 150 W non-isolated) for the European market, based on the latest generation of Xitanium drivers.

Contact your account manager to enroll in the YellowDot certification program.



Product specification

Product name	Housing	Dimming range	Output power range	Output current range	Output voltage range	YellowDot-ready (indoor positioning)	Product code
		%	W	mA	V		GPC
Xitanium 60W 0.08-0.35A 300V TD16CL 230V	280x30x16	100-1	17-60	80-350	100-300	•	929001616006
Xitanium 100W 0.15-0.5A 300V iXt TDCL 230V	360x30x21	100-1	27-100	150-500	100-300	•	929001616106
Xitanium 150W 0.2-0.7A 300V iXt TDCL 230V	360x30x21	100-1	43-150	200-700	100-300	•	929001627406

* Standard features: Input voltage range 170-264 V, Surge protection DM/CM 6/8k V, SimpleSet, DynaDimmer, Module Temperature Protection

Suitable for:



Order at sample webshop
philips.com/oemwebshop

For further information visit philips.com/technology



Create the ideal LED configuration in a minute. Saves time and upgrades your solutions. Check philips.com/technology

MultiOne Software

Configure our drivers to your customers needs. Fast and simple. Free download via philips.com/multione

Xitanium LED linear drivers - non-isolated

Xitanium linear non-isolated drivers are ideal for high voltage (HV) professional general lighting applications. The range includes DALI dimmable and programmable, 1-10 V dimmable, non-dimmable and single current versions. They offer high efficiency, good quality of light and full flexibility. The new generation of 16 mm DALI drivers offer ultimate performance. They comply with the latest DiiA standards, including implementation of the new DALI parts related to data. Configuring the drivers can be done quickly and wirelessly with SimpleSet. The new 21 mm DALI drivers offer the best value for money.



DALI dimmable & programmable

Product name	Housing	Dimming range	Output power range	Output current range	Output voltage range	SimpleSet	Product code
	mm	%	W	A	V		GPC
Xitanium 35W 0.08-0.35A 220V TD11 230V	280x30x11	100-1	10-35	0.08-0.35	50-220	•	929001627706
Xitanium 35W 0.08-0.35A 220V TD21 230V	280x30x21	100-1	10-35	0.08-0.35	50-220	n.a.	929001681706
Xitanium 35W 0.08-0.35A 220V TD16 230V	280x30x16	100-1	10-35	0.08-0.35	50-220	•	929001681406
Xitanium 60W 0.15-0.5A 220V TD11 230V	280x30x11	100-1	17-60	0.15-0.5	50-220	•	929001627606
Xitanium 60W 0.08-0.35A 300V TD21 230V	280x30x21	100-1	17-60	0.08-0.35	100-300	n.a.	929001681806
Xitanium 60W 0.15-0.5A 220V TD21 230V	280x30x21	100-1	17-60	0.15-0.5	50-220	n.a.	929001681906
Xitanium 60W 0.08-0.35A 300V TD16 230V	280x30x16	100-1	17-60	0.08-0.35	100-300	•	929001681506
Xitanium 60W 0.15-0.5A 220V TD16 230V	280x30x16	100-1	17-60	0.15-0.5	50-220	•	929001681606
Xitanium 75W 0.12-0.4A 215V TD 230V	360x30x22	100-1	21-75	0.12-0.4	100-215	n.a.	929000852103
Xitanium 100W 0.25-0.7A 220V TD16 230V	360x30x16	100-1	28-100	0.25-0.7	100-220	•	929001547306



DALI dimmable & programmable - for industry applications

Product name	Housing	Dimming range	Output power range	Output current range	Output voltage range	SimpleSet	Product code
	mm	%	W	A	V		GPC
Xitanium 100W 0.15-0.5A 300V TD 230V iXt	360x30x21	100-1	28-100	0.15-0.5	100-300	•	929001685606
Xitanium 150W 0.2-0.7A 300V TD 230V iXt	360x30x21	100-1	43-150	0.2-0.7	100-300	•	929001685706
Xitanium 300W 0.5-1.4A 300V TD 230V iXt	360x50x28	100-1	85-300	0.5-1.4	100-300	•	929001608406

1-10 V dimmable

Product name	Housing	Dimming range	Output power range	Output current range	Output voltage range	SimpleSet	Product code
	mm	%	W	A	V		GPC
Xitanium 36W 0.12-0.4A 115V 1-10V 230V	280x30x21	100-10	10-36	0.12-0.4	50-115	n.a.	929000953606
Xitanium 75W 0.12-0.4A 220V 1-10V 230V	280x30x21	100-10	21-75	0.12-0.4	100-220	n.a.	929000953706



Create the ideal LED configuration in a minute. Saves time and upgrades your solutions. [Check philips.com/technology](http://philips.com/technology)

MultiOne Software

Configure our drivers to your customers needs. Fast and simple. [Free download via philips.com/multione](http://philips.com/multione)

Suitable for:



Order at sample webshop philips.com/oemwebshop

For further information visit philips.com/technology



Non-dimmable

Product name	Housing	Dimming range	Output power range	Output current range	Output voltage range	SimpleSet	Product code
	mm	%	W	A	V		GPC
Xitanium 35W 0.08-0.35A 220V 21 230V	280x30x21	n.a.	10-35	0.08-0.35	50-220	n.a.	929001694300
Xitanium 35W 0.08-0.35A 150V 16 230V	280x30x16	n.a.	10-35	0.08-0.35	50-150	n.a.	929001557606
Xitanium 35W 0.08-0.35A 150V S 230V	280x30x21	n.a.	10-35	0.08-0.35	50-150	•	929001506406
Xitanium 35W 0.08-0.35A 220V S16 230V	280x30x16	n.a.	10-35	0.08-0.35	50-220	•	929002115806
Xitanium 36W 0.12-0.4A 115V 230V	280x30x21	n.a.	10-36	0.12-0.4	50-115	n.a.	929000950606
Xitanium 60W 0.15-0.5A 220V 21 230V	280x30x21	n.a.	17-60	0.15-0.5	50-220	n.a.	929001694500
Xitanium 60W 0.08-0.35A 300V 21 230V	280x30x21	n.a.	17-60	0.08-0.35	100-300	n.a.	929001694400
Xitanium 60W 0.08-0.35A 220V 16 230V	280x30x16	n.a.	17-60	0.08-0.35	100-220	n.a.	929001557806
Xitanium 60W 0.08-0.35A 300V 16 230V	280x30x16	n.a.	17-60	0.08-0.35	100-300	n.a.	929001557706
Xitanium 60W 0.08-0.35A 220V S 230V	280x30x21	n.a.	17-60	0.08-0.35	100-220	•	929001509106
Xitanium 60W 0.08-0.35A 300V S 230V	280x30x21	n.a.	17-60	0.08-0.35	100-300	•	929001506506
Xitanium 60W 0.15-0.5A 220V S16 230V	280x30x16	n.a.	17-60	0.15-0.5	50-220	•	929002116006
Xitanium 60W 0.08-0.35A 300V S16 230V	280x30x16	n.a.	17-60	0.08-0.35	100-300	•	929002115906
Xitanium 75W 0.12-0.4A 220V 230V	280x30x21	n.a.	21-75	0.12-0.4	100-220	n.a.	929000950706
Xitanium 90W 0.25-0.7A 220V 21 230V	280x30x21	n.a.	25-90	0.25-0.7	50-220	n.a.	929001694600
Xitanium 100W 0.25-0.7A 220V S 230V	360x30x21	n.a.	28-100	0.25-0.7	50-220	•	929001529506
Xitanium 100W 0.25-0.7A 220V 16 230V	360x30x16	n.a.	28-100	0.25-0.7	50-220	n.a.	929001613406
Xitanium 100W 0.25-0.7A 220V S21 230V	360x30x21	n.a.	28-100	0.25-0.7	50-220	•	929002116106



Non-dimmable - for industry applications

Product name	Housing	Dimming range	Output power range	Output current range	Output voltage range	SimpleSet	Product code
	mm	%	W	A	V		GPC
Xitanium 100W 0.15-0.5A 300V iXt 230V	360x30x21	n.a.	28 - 100	0.15-0.5	100-300	•	929001506606
Xitanium 150W 0.2-0.7A 300V iXt 230V	360x30x21	n.a.	43 - 150	0.2-0.7	100-300	•	929001506706

Single current

Product name	Housing	Dimming range	Output power range	Output current range	Output voltage range	SimpleSet	Product code
	mm	%	W	A	V		GPC
Xitanium 30W 0.2/0.25A 60-120V DS 230V	168x30.2x21	n.a.	xx-30	0.2/0.25	60-120	n.a.	929001695006
Xitanium 35W 0.3/0.35A 50-100V DS 230V	209x30x21	n.a.	15-35	0.3/0.35	50-100	n.a.	929002130006
Xitanium 50W 0.2/0.25A 100-200V DS 230V	168x30.2x21	n.a.	xx-50	0.2/0.25	100-200	n.a.	929001695106
Xitanium 52W 0.3/0.35A 150V 230V	211.5x30x40	n.a.	10-52.5	0.3/0.35	100-150	n.a.	929001487806
Xitanium 60W 0.3/0.35A 85-170V DS 230V	210x30.2x21	n.a.	xx-60	0.3/0.35	85-170	n.a.	929001695206

Module recommendation

For all suitable modules see Fortimo LED strips and Fortimo LED lines, see pages 54-63.

Suitable for:



Order at sample webshop philips.com/oemwebshop

For further information visit philips.com/technology

Xitanium LED linear drivers - isolated

Xitanium isolated drivers are ideal for professional low voltage (LV) linear office systems. The isolated drivers are available in DALI dimmable and programmable, 1-10 V dimmable, fixed output and single current versions. They offer ease of design-in and make the approbation process simpler. The DALI drivers and new fixed output drivers feature SimpleSet technology, low output current ripple of 4% for high and low frequencies and low standby specifications. The low output current ripple ensures no interference with security-, cell phone- or web cameras and scanners.



DALI dimmable & programmable

Product name	Housing	Dimming range	Output power range	Output current range	Output voltage range	SimpleSet	Product code
	mm	%	W	A	V		GPC
new Xitanium 18W 0.1-0.5A 54V TD 230V	210x30x21	100-1	6-18	0.3-1	24-54	•	929001682106
Xitanium 36W 0.3-1A 54V TD 230V	360x30x21	100-1	10-36	0.3-1	27-54	•	929001503606
Xitanium 75W 0.7-2A 54V TD 230V	360x30x21	100-1	21-75	0.7-2	27-54	•	929001503706



1-10V dimmable

Product name	Housing	Dimming range	Output power range	Output current range	Output voltage range	SimpleSet	Product code
	mm	%	W	A	V		GPC
Xitanium 36W 0.3-1A 54V 1-10V 230V	360x30x26.5	100-10	10-36	0.3-1	27-54	n.a.	929000854003
Xitanium 75W 0.7-2A 54V 1-10V 230V	425x30x26.5	100-10	21-75	0.7-2	27-54	n.a.	929000863503



Non-dimmable

Product name	Housing	Dimming range	Output power range	Output current range	Output voltage range	SimpleSet	Product code
	mm	%	W	A	V		GPC
new Xitanium 18W 0.1-0.5A 54V S 230V	210x30x21	n.a.	6-18	0.3-1	24-54	•	929001487906
Xitanium 36W 0.3-1.0A 54V 230V	360x30x21	n.a.	10-36	0.3-1	27-54	n.a.	929001694106
Xitanium 36W 0.3-1.05A 54V S 230V	360x30x21	n.a.	10-36	0.3-1.05	27-54	•	929001571406
Xitanium 65W 0.5-1.4A 54V S 230V	360x30x21	n.a.	18.5-65	0.5-1.4	27-54	•	929001571506
Xitanium 75W 0.7-2A 54V 230V	360x30x21	n.a.	21-75	0.7-2	27-54	n.a.	929001694206



Single current

Product name	Housing	Dimming range	Output power range	Output current range	Output voltage range	SimpleSet	Product code
	mm	%	W	A	V		GPC
Xitanium 25W 0.5/0.6A 42V 13 230V	250x48.6x13	n.a.	15-25	0.5-0.6	30-42	n.a.	929001425380
Xitanium 44W 0.9/1.05A 42V 13 230V	250x48.6x13	n.a.	27-44	0.9-1.05	30-42	n.a.	929001425480
Xitanium 40W 0.3/0.35A 115V 230V	211.5x30x40	n.a.	21-40	0.3-0.35	70-115	n.a.	929001487706
Xitanium 29W 0.5/0.7A 42V 230V	280x30x21	n.a.	13.5-29	0.5/0.7	27-42	n.a.	929001419780
Xitanium 38W 0.6/0.7A 54V 230V	280x30x21	n.a.	19.2-38	0.6/0.7	27-54	n.a.	929001419880
Xitanium 57W 0.9/1.05A 54V 230V	280x30x21	n.a.	24.3-57	0.9/1.05	27-54	n.a.	929001420080
Xitanium 59W 1.2/1.4A 42V 230V	280x30x21	n.a.	32.4-59	1.2/1.4	27-42	n.a.	929001420180

Module recommendation

For all suitable modules see Fortimo LED lines and Fortimo LED strips, see pages 54-63.



Create the ideal LED configuration in a minute. Saves time and upgrades your solutions. [Check philips.com/technology](http://philips.com/technology)

MultiOne Software

Configure our drivers to your customers needs. Fast and simple. [Free download via philips.com/multione](http://philips.com/multione)

Suitable for:



Order at sample webshop philips.com/oemwebshop

For further information visit philips.com/technology



Create the ideal LED configuration in a minute. Saves time and upgrades your solutions. [Check philips.com/technology](http://philips.com/technology)

MultiOne Software

Configure our drivers to your customers needs. Fast and simple. [Free download via philips.com/multione](http://philips.com/multione)

Suitable for:



Order at sample webshop philips.com/oemwebshop

For further information visit philips.com/technology

CertaDrive LED linear drivers

The new CertaDrive non-isolated single current range is designed for basic lighting and perfect for high volume applications. The range offers a popular vout/lout mix, small dimensions and 50,000 hours lifetime at Tcase-life. The range consists of versions that are suitable for DC emergency operation and standard versions without this feature. For those customers that prefer more flexibility, the CertaDrive dipswitch versions, with four possible output currents, may be of interest.



Single Current						
Product name	Housing	Dimming range	Output power range	Output current	Output voltage range	Product code
	mm	%	W	mA	V	GPC
CertaDrive 30W 0.29A 102V 230V	210x30x21	n.a.	20-29.6	290	68-102	929001598606
CertaDrive 40W 360mA 110V 230V	210x30x21	n.a.	29-42	360	80-116	929000974906
CertaDrive 44W 0.32A 137V 230V	210x30x21	n.a.	30-44	320	92-137	929001598706
CertaDrive 60W 0.7A 85V 230V	210x30x21	n.a.	39-60	700	56-85	929001613306
CertaDrive 20W 350mA 57V 230V	168x30.2x21	n.a.	10.5-20	350	30-57	929002108380
CertaDrive 30W 350mA 85V 230V	168x30.2x21	n.a.	17.5-30	350	50-85	929002108480
CertaDrive 40W 350mA 115V 230V	168x30.2x21	n.a.	24.5-40	350	75-126	929002108580
CertaDrive 60W 350mA 170V 230V	210x30.2x21	n.a.	36.8-60	350	105-170	929002108680
CertaDrive 21W 0.35A 60V 230V	168x30.2x21	n.a.	10.5-21	350	30-60	929002106580
CertaDrive 30W 0.35A 85V 230V	168x30.2x21	n.a.	17.5-30	350	50-85	929002106680
CertaDrive 44w 0.35A 115V 230V	168x30.2x21	n.a.	26.3-44	350	70-115	929002106780
CertaDrive 60W 0.35A 170V 230V	210x30.2x21	n.a.	36.8-60	350	105-170	929002106880
CertaDrive 19W 200-350mA 54V DS 230V	168x30.2x21	n.a.	6-19	200/250/300/350	30-54	929002165880
CertaDrive 44W 200-350mA 125V DS 230V	168x30.2x21	n.a.	14-43.7	200/250/300/350	70-125	929002165980
CertaDrive 65W 200-350mA 185V DS 230V	168x30.2x21	n.a.	24-64.7	200/250/300/350	120-185	929002166080

Module recommendation

For all suitable modules see CertaFlux LED strip, see pages 66-67.



Create the ideal LED configuration in a minute. Saves time and upgrades your solutions. Check philips.com/technology

MultiOne Software

Configure our drivers to your customers needs. Fast and simple. Free download via philips.com/multione

Suitable for:



Order at sample webshop philips.com/oemwebshop

For further information visit philips.com/technology

TrustSight LED emergency drivers

TrustSight LED emergency systems are designed for safety. Our TrustSight LED solutions are designed to secure light in case the normal mains voltage fails. The TrustSight driver immediately switches over to battery mode to light up vital areas such as escape routes.



Product specification

Product name	Driver housing	Output power	Output current range	Output voltage range	Self test	Pieces per box	Product code
	mm	W	mA	V			
TrustSight BASIC 45-300V NiMH	205x30x21	2-5	7-110	45-300	Manual	10	929001642706
TrustSight Pro 45-300V NiMH	205x30x21	2-5	7-110	45-300	Automatic	10	929001639906
TrustSight DALI 45-300V NiMH	205x30x21	2-5	7-110	45-300	Automatic	10	929001640106
TrustSight BASIC 45-300V LFP	205x30x21	2-5	7-110	45-300	Manual	10	929001652006
TrustSight Pro 45-300V LFP	205x30x21	2-5	7-110	45-300	Automatic	10	929001652206
TrustSight DALI 45-300V LFP	205x30x21	2-5	7-110	45-300	Automatic	10	929001652406

Product name	Battery type	Voltage	Capacity	Emergency time (3W)	Pieces per box	Product code
		V	mAh	hours		
TrustSight 3.6V 3cell 4000mAh battery NiMH	NiMH	3.6	4000	3	10	929001652506
TrustSight 4.8V 4cell 4000mAh battery NiMH	NiMH	4.8	4000	3	10	929001652606
TrustSight 6.0V 5cell 4000mAh battery NiMH	NiMH	6	4000	3	10	929001652706
TrustSight 3.2V 3cell 4500mAh battery LFP	Lithium	3.2	4500	3	10	929001653006
TrustSight 6.4V 4cell 3000mAh battery LFP	Lithium	6.4	3000	3	10	929001653106
TrustSight 9.6V 6cell 3000mAh battery LFP	Lithium	9.6	3000	3	10	929001653206

* Batteries will be delivered including harness (cable).

Accessories	Pieces per box	Product code
TrustSight LED indicator	10	929001653606
TrustSight battery harness LFP	10	929001682206
TrustSight battery harness NiMH	10	929001682006
HB TrustSight LED indicator	100	929002170606



Create the ideal LED configuration in a minute. Saves time and upgrades your solutions. Check philips.com/technology

MultiOne Software

Configure our drivers to your customers needs. Fast and simple. Free download via philips.com/multione

Suitable for:



Order at sample webshop philips.com/oemwebshop

For further information visit philips.com/technology

connectivity
will be key

Point source drivers

Making you part
of the new age!

“Automation pays off in point source applications.”

connectivity will be key

Retail and hospitality lighting must not be excluded from the benefits offered by lighting automation. The same applies to office lighting. With automated light, not only are valuable cost savings available, other application needs can be met like ease of use, comfort, preventive maintenance, and installation performance monitoring. There's no doubt automated lighting is the future for commercial lighting.

The portfolio of point source LED drivers is already prepared for this future step by taking into account different potential use cases and application requirements. We already know that some customers require lighting systems that are future proof - without locking them into lighting that could become expensive to maintain, outdated or even obsolete over time. Others prefer plug-and-play solutions that are easy to set up and use. However, it is important to have systems or solutions that are based on widely-accepted standards, which ensure compatibility with other products and systems. That way, you can take advantage of new capabilities as they emerge – and your customers won't need to rip and replace or fund expensive upgrades.

The point source LED driver portfolio is being extended to address all these different requirements. The new WH SR range enables sensing, measurement, connectivity and additional intelligence to be added to lighting networks inside the luminaire. The wireless portfolio ensures connectivity between the luminaires and also with other products and systems based on standardized wireless protocol. So together you can create customized solutions for commercial lighting using a wide range of different products.

Mustafa Oktay
Product manager
point source drivers



Just released!

Order now at
www.philips.com/oemwebshop

Mini SimpleSet range extension
See page 94



NEW

Two new products will be added to the SimpleSet portfolio to support light sources operating at low voltage. These drivers will also have a miniaturized form factor which is suitable for size-critical applications.

Xitanium DALI range
See page 94



NEW

The new Xitanium DALI range will offer drivers designed for mainstream recessed luminaires (eg. downlights, panels). The 20 W and 40 W new DALI drivers will address the basic needs of a DALI installation.

Coming soon!

LED innovations in the pre-launch phase

Xitanium track driver MC



After the release of the mini version, the options for wireless operation in retail lighting will be extended with a track version of the MC driver.

Xitanium track adapter drivers with dipswitch



The first dual current track adapter driver range is being upgraded with a dipswitch feature to enable further flexibility and reduce the complexity.

Suitable for:



For further information visit philips.com/technology

Xtanium LED downlight and spotlight drivers

Dimmable and fixed output LED drivers with power ratings and related operating windows from 10 W to 50 W. Various housing designs include: track adapter housed form factors for tracks, conventional HID housings for down- and spotlighting, WH housing for independent use with strain relief and loop-through and mini housing for track and recessed spotlight applications. Depending on the family, these drivers feature the following specifications: operating window, SELV, improved ripple current, temperature derating, hot wiring, 12 V output for active cooling or decorative effects, central DC operation. The addition of SimpleSet technology in certain drivers will now also enable wireless configuration in manufacturing environments.

Dimmable and/or programmable drivers



Product specification

Product name	Housing	Housing	Dimming range	Output current range	Output voltage range	Central DC operation	SELV	DALI / Touch&Dim & programmable	Wireless	Visible Light Communication	Simple-Set	Product code
	type	mm	%	A	V					YellowDot	Simple-Set	GPC
Xtanium 20W LH 0.15-0.5A 48V TD/Is 230V	1	150x46x32	100-1	0.15-0.5	24-48	•	•	•		•		929000904006
Xtanium 20W WH 0.15-0.5A 54V TD/Is 230V	4	200x74x32	100-1	0.15-0.5	24-54	•	•	•			•	929000991706
Xtanium 20W WH 0.15-0.5A 54V TD/Is CL 230V	4	200x74x32	100-1	0.15-0.5	24-54	•	•	•			•	929001649806
new Xtanium 20W R 0.15-0.5A 54V TD/I 230V	3	128x74x30	100-5	0.15-0.5	24-54	•	•	•				929002801106
Xtanium 20W/m 0.15-0.5A 54V S TD 230V	5	97x43x30	100-1	0.15-0.5	24-54	•	•	•			•	929001485106
Xtanium 20W/m 0.15-0.5A 54V CD 230V	5	97x43x30	100-1	0.15-0.5	24-54	•	•	•	Casambi Ready		•	929002106906
Xtanium 25W LH 0.3-1A 36V TD/Is 230V	1	150x46x32	100-1	0.3-1.0	18-36	•	•	•				929000863703
Xtanium 36W LH 0.3-1A 48V TD/I 230V	2	190x46x32	100-1	0.3-1.0	24-48	•	•	•				929000870806
Xtanium 36W WH 0.3-1.0A 54V TD/Is 230V	4	200x74x32	100-1	0.3-1.0	24-54	•	•	•			•	929000969906
Xtanium 36W WH 0.3-1.0A 54V TD/Is CL 230V	4	200x74x32	100-1	0.3-1.0	24-54	•	•	•		•		929001649706
Xtanium 36W/m 0.3-1.05A 54V MC 230V	5	97x43x30	100-1	0.3-1.05	24-54	•	•	•	•		•	929002133006
Xtanium 36W/m 0.3-1.05A 54V S TD 230V	5	97x43x30	100-1	0.3-1.05	24-54	•	•	•			•	929001485206
Xtanium 36W/m 0.3-1.05A 54V CD 230V	5	97x43x30	100-1	0.3-1.05	24-54	•	•	•	Casambi Ready		•	929002107006
new Xtanium 40W R 0.3-1.05A 54V TD/I 230V	3	128x74x30	100-5	0.3-1.05	24-54	•	•	•				929002801206
Xtanium 50W WH 0.7-1.5A 54V TD/Is 230V	4	200x74x32	100-1	0.7-1.5	24-54	•	•	•			•	929002804506
Xtanium 50W LH 0.7-1.5A 48V TD/I 230V	2	190x46x32	100-1	0.7-1.5	24-48	•	•	•				929000904106
Xtanium 50W LH 0.3-1A 62V TD/I 230V	2	190x46x32	100-1	0.3-1.0	31-62	•	•	•				929000863803
Xtanium 50W WH 0.7-1.5A 54V TD/Is CL 230V	5	200x74x32	100-1	0.7-1.5	24-54	•	•	•		•		929001649906

These drivers are compatible with Fortimo LED DLM and SLM modules. For details on LED module and cable combinations see pages 37-49.

Fixed output



Product specification

Product name	Housing	Housing	Output current range	Output voltage range	Central DC operation	SELV	SimpleSet	Product code
	type	mm	A	V			Simple-Set	GPC
new Xtanium 12W 0.08-0.5A 24V 230V	3	100x45x19	0.08-0.5	8-24	•	•	•	929002803706
Xtanium 20W LH 0.15-0.5A 48V Is 230V	1	150x46x32	0.15-0.5	24-48	•	•	•	929000941306
Xtanium 20W/m 0.15-0.5A 52V 230V	4	97x43x30	0.15-0.5	24-52	•	•	•	929001436106
Xtanium 20W WH 0.15-0.5A 54V Is G2 230V	5	200x74x32	0.15-0.5	24-54	•	•	•	929001471006
Xtanium 20W/m 0.15-0.5A 54V 230V	4	97x43x30	0.15-0.5	24-54	•	•	•	929001485906
new Xtanium 23W 0.15-0.7A 38V 230V	3	100x45x19	0.15-0.7	20-41	•	•	•	929002803806
Xtanium 36W LH 0.3-1A 48V I 230V	2	190x46x32	0.3-1	24-48	•	•	•	929001404306
Xtanium 36W/m 0.3-1.05A 52V 230V	4	97x43x30	0.3-1.05	24-52	•	•	•	929001436206
Xtanium 36W WH 0.3-1.05A 54V Is G2 230V	5	200x74x32	0.3-1.05	24-54	•	•	•	929001471106
Xtanium 36W/m 0.3-1.05A 54V 230V	4	97x43x30	0.3-1.05	24-54	•	•	•	929001486006
Xtanium 43W/m 0.7-1.2A 52V 230V	4	97x43x30	0.7-1.2	24-52	•	•	•	929001470906
Xtanium 43W/m 0.7-1.2A 54V 230V	4	97x43x30	0.7-1.2	24-54	•	•	•	929001486106
Xtanium 50W LH 0.7-1.5A 48V I 230V	2	190x46x32	0.7-1.5	24-48	•	•	•	929000934706
Xtanium 50W WH 0.7-1.5A 54V Is G2 230V	5	200x74x32	0.7-1.5	24-54	•	•	•	929001471206
Xtanium 50W/m 0.7-1.5A 48V 230V	4	97x43x30	0.7-1.5	24-48	•	•	•	929000934606
Xtanium 50W/m 0.7-1.5A 54V 230V	4	97x43x30	0.7-1.5	24-54	•	•	•	929001415306

These drivers are compatible with Fortimo LED DLM and SLM modules. For details on LED module and cable combinations see pages 37-49.

Fixed output single current dimmable



Product specification

Product name	Housing	Dimming range	Output current range	Output voltage range	SELV	Trailing edge dim	Product code
	mm	%	A	V			GPC
Xtanium 4W 0.1A 40V TE SC 230V	85x50x19	5-100	0.10	29-40	•	•	929001420706
Xtanium 6W 0.15A 40V TE SC 230V	85x50x19	5-100	0.15	29-40	•	•	929001420806
Xtanium 7W 0.35A 20V TE SC 230V	85x50x19	5-100	0.35	8-20	•	•	929001420906
Xtanium 8W 0.2A 40V TE SC 230V	85x50x19	5-100	0.20	29-40	•	•	929001421006
Xtanium 10W 0.5A 20V TE SC 230V	100x50x19	5-100	0.50	8-20	•	•	929001421206
Xtanium 10W 0.25A 40V TE SC 230V	100x50x19	5-100	0.25	29-40	•	•	929001421106
Xtanium 14W 0.35A 40V TE SC 230V	100x50x19	5-100	0.35	29-40	•	•	929001421306
Xtanium 15W 0.75A 20V TE SC 230V	100x50x19	5-100	0.75	8-20	•	•	929001421406

Fixed output single current



Product specification

Product name	Housing	Output current range	Output voltage range	SELV	Product code
	mm	A	V		GPC
Xtanium 10W/m 0.35A 30V SC 230V	97x43x30	0.35	20-30	•	929002113106
Xtanium 16W/m 0.35A 46V SC 230V	97x43x30	0.35	31-46	•	929002113206
Xtanium 21W/m 0.7A 30V SC 230V	97x43x30	0.7	20-30	•	929002113306
Xtanium 23W/m 0.5A 46V SC 230V	97x43x30	0.5	31-46	•	929002104906
Xtanium 28W/m 0.6A 46V SC 230V	97x43x30	0.6	31-46	•	929002105006
Xtanium 30W/m 0.65A 46V SC 230V	97x43x30	0.65	31-46	•	929002139106
Xtanium 32W/m 0.7A 46V SC 230V	97x43x30	0.7	31-46	•	929002105106
Xtanium 31W/m 0.75A 42V SC 230V	97x43x30	0.75	30-42	•	929002139206
Xtanium 34W/m 0.8A 42V SC 230V	97x43x30	0.8	30-42	•	929002105206
Xtanium 36W/m 0.85A 42V SC 230V	97x43x30	0.85	30-42	•	929002139306
Xtanium 38W/m 0.9A 42V SC 230V	97x43x30	0.9	30-42	•	929002113406
Xtanium 46W/m 1.0A 46V SC 230V	97x43x30	1.0	31-46	•	929002172606
Xtanium 48W/m 1.05A 46V SC 230V	97x43x30	1.05	31-46	•	929002113506

These drivers are compatible with Fortimo LED DLM and SLM modules. For details on LED module and cable combinations see pages 37-49.

Track adapter drivers - dual current



Product specification

Product name	Housing	Output current range	Output voltage range	SELV	Housing Color	Product code
	mm	A	V			GPC
Xtanium 10W/a 0.2/0.25A 40V 3CW 230V	161.5x31x44.4	0.2/0.25	30-40	•	White	929001475606
Xtanium 20W/a 0.35/0.5A 40V 3CW 230V	161.5x31x44.4	0.35/0.5	30-40	•	White	929001475706
Xtanium 30W/a 0.6/0.75A 40V 3CW 230V	224x31x44.4	0.6/0.75	30-40	•	White	929002103606
Xtanium 32W/a 0.7/0.8A 40V 3CW 230V	224x31x44.4	0.7/0.8	30-40	•	White	929001475806
Xtanium 42W/a 0.9/1.05A 40V 3CW 230V	224x31x44.4	0.9/1.05	30-40	•	White	929001475906
Xtanium 10W/a 0.2/0.25A 40V 3CB 230V	161.5x31x44.4	0.2/0.25	30-40	•	Black	929001476006
Xtanium 20W/a 0.35/0.5A 40V 3CB 230V	161.5x31x44.4	0.35/0.5	30-40	•	Black	929001476106
Xtanium 30W/a 0.6/0.75A 40V 3CB 230V	224x31x44.4	0.6/0.75	30-40	•	Black	929002103706
Xtanium 32W/a 0.7/0.8A 40V 3CB 230V	224x31x44.4	0.7/0.8	30-40	•	Black	929001476206
Xtanium 42W/a 0.9/1.05A 40V 3CB 230V	224x31x44.4	0.9/1.05	30-40	•	Black	929001476306
Xtanium 10W/a 0.2/0.25A 40V 3CG 230V	161.5x31x44.4	0.2/0.25	30-40	•	Grey	929001476406
Xtanium 20W/a 0.35/0.5A 40V 3CG 230V	161.5x31x44.4	0.35/0.5	30-40	•	Grey	929001476506
Xtanium 30W/a 0.6/0.75A 40V 3CG 230V	224x31x44.4	0.6/0.75	30-40	•	Grey	929002103806
Xtanium 32W/a 0.7/0.8A 40V 3CG 230V	224x31x44.4	0.7/0.8	30-40	•	Grey	929001476606
Xtanium 42W/a 0.9/1.05A 40V 3CG 230V	224x31x44.4	0.9/1.05	30-40	•	Grey	929001476706

Suitable for:



Create the ideal LED configuration in a minute. Saves time and upgrades your solutions. Check philips.com/technology

MultiOne Software

Configure our drivers to your customers needs. Fast and simple. Free download via philips.com/multione

Order at sample webshop philips.com/oemwebshop

For further information visit philips.com/technology

Track adapter drivers - SimpleSet



Product specification

Product name	Housing	Output current range	Output voltage range	Central DC operation	SELV	Wireless	SimpleSet	Product code
	mm	A	V				☞	GPC
Xtanium 20W/a 0.15-0.5A 42V 3CW 230V	171x31x43.8	0.15-0.5	10-42		•			929002129306
Xtanium 20W/a 0.15-0.5A 42V 3CB 230V	171x31x43.8	0.15-0.5	10-42		•			929002129406
Xtanium 20W/a 0.15-0.5A 42V 3CG 230V	171x31x43.8	0.15-0.5	10-42		•			929002129506
Xtanium 20W/a 0.15-0.5A 54V CD 3CW 230V	234x32x43.8	0.15-0.5	24-54		•	Casambi Ready		929002107306
Xtanium 20W/a 0.15-0.5A 54V CD 3CB 230V	234x32x43.8	0.15-0.5	24-54		•	Casambi Ready		929002107106
Xtanium 42W/a 0.3-1.05A 42V 3CW 230V	224x31x43.8	0.3-1.05	10-42		•			929002129606
Xtanium 42W/a 0.3-1.05A 42V 3CB 230V	224x31x43.8	0.3-1.05	10-42		•			929002129706
Xtanium 42W/a 0.3-1.05A 42V 3CG 230V	224x31x43.8	0.3-1.05	10-42		•			929002129806
Xtanium 36W/a 0.3-1.05A 54V CD 3CW 230V	234x32x43.8	0.3-1.05	24-54		•	Casambi Ready		929002107406
Xtanium 36W/a 0.3-1.05A 54V CD 3CB 230V	234x32x43.8	0.3-1.05	24-54		•	Casambi Ready		929002107206

Accessories

Product name	Product code (GPC)
JST push-in adaptor	929000831103
Xtanium LH loop-through adaptor	929000881106
Strain relief blocks*	929001461680
Strain relief blocks DALI	929001430906
Strain relief blocks TE	929001431106
Nipples X1 white	929001476806
Nipples X1 grey	929001477006
Nipples X1 black	929001476906

* Not suitable for 50W/m Rset driver only.

Suitable for:



Order at sample webshop
philips.com/oemwebshop

For further information visit philips.com/technology

MultiOne Software

Configure our drivers to your customers' needs. Fast and simple.
Free download via philips.com/multione

CertaDrive LED downlight and spotlight drivers

Power ratings are from 15 W to 40 W with available current options from 0.35 A to 1.05 A. With an optimized lifetime of 30,000 hours, the CertaDrive range is an ideal proposition for basic spot and downlight applications.



Fixed output

Product specification

Product name	Housing	Housing	Output current range	Output voltage range	Central DC operation	SELV	Product code
	type	mm	A	V			GPC
CertaDrive 15W 0.35A 42V I 230V	1	115x45x29	0.35	32-42		•	929001422080
CertaDrive 21W 0.5A 42V I 230V	1	115x45x29	0.50	32-42		•	929001422380
CertaDrive 30W 0.7A 42V I 230V	2	105x68x32	0.70	32-42		•	929002819480
CertaDrive 44W 1.05A 42V I 230V	2	105x68x32	1.05	32-42		•	929002819780

Suitable for:



Order at sample webshop
philips.com/oemwebshop

For further information visit philips.com/technology



Create the ideal LED configuration in a minute.
Saves time and upgrades your solutions. Check philips.com/technology

TrustSight LED emergency drivers

TrustSight LED emergency systems are designed for safety. Our TrustSight LED solutions are designed to secure light in case the normal mains voltage fails. The TrustSight driver immediately switches over to battery mode to light up vital areas such as escape routes.

- Easy to design-in thanks to constant power.
- No settings needed.
- TrustSight systems comply with latest regulations for independent use.



Product specification

Driver	Driver housing	Output Power	Output current range	Output voltage range	SELV	Self test	Product code
	mm	W	mA	V			
TrustSight BASIC 15-55V NiMH	205x30x21	2-5	40-330	15-55	•	manual	929001642606
TrustSight PRO 15-55V NiMH	205x30x21	2-5	40-330	15-55	•	automatic	929001642806
TrustSight DALI 15-55V NiMH	205x30x21	2-5	40-330	15-55	•	automatic	929001640006
TrustSight BASIC 15-55V LFP	205x30x21	2-5	40-330	15-55	•	manual	929001651906
TrustSight PRO 15-55V LFP	205x30x21	2-5	40-330	15-55	•	automatic	929001652106
TrustSight DALI 15-55V LFP	205x30x21	2-5	40-330	15-55	•	automatic	929001652306

Driver contains bi-color LED status indicator and battery harness.

Batteries	Battery type	Voltage	Capacity	Emergency time (3W)	Product code
		V	mAh	hours	
TrustSight 3.6V 3cell 4000mAh battery NiMH	NiMH	3.6	4000	3	929001652506
TrustSight 4.8V 4cell 4000mAh battery NiMH	NiMH	4.8	4000	3	929001652606
TrustSight 6.0V 5cell 4000mAh battery NiMH	NiMH	6	4000	3	929001652706
TrustSight 3.2V 3cell 4500mAh battery LFP	Lithium	3.2	4500	3	929001653006
TrustSight 6.4V 4cell 3000mAh battery LFP	Lithium	6.4	3000	3	929001653106
TrustSight 9.6V 6cell 3000mAh battery LFP	Lithium	9.6	3000	3	929001653206

Accessories	Pieces per box	Product code
TrustSight strain relief	20	929001653306
TrustSight battery independent box	10	929001653406
TrustSight LED indicator	10	929001653606
TrustSight battery harness LFP	10	929001682206
TrustSight battery harness NiMH	10	929001682006
HB TrustSight LED indicator	100	929002170606

Suitable for:



Order at sample webshop
philips.com/oemwebshop

For further information visit philips.com/technology



Create the ideal LED configuration in a minute.
Saves time and upgrades your solutions. Check philips.com/technology

Xtreme drivers

reliable
and D4i
compliant

It's tough
outdoors.
But then, so
are our lighting
components.

Xtreme drivers

“Extreme reliability is our selling point.”

Intense heat, freezing cold, dust clouds, hail and lightning - outdoor and industrial luminaires must withstand harsh conditions as well as everyday stress from varying temperatures, moisture and physical contact. Furthermore, luminaires are increasingly used as valuable data collectors for city and building management systems. And in outdoor applications, where service and maintenance is costly, reliability is an absolute must. We help you meet all these challenges.

Rock solid

Our robust Xitanium LED Xtreme drivers are specifically designed to withstand powerful vibrations, high moisture levels, driver case temperatures of up to 90°C and severe power surges (up to 10 kV). This results in an industry-leading 100,000 hours lifetime, a survival rate of 90% and a five-year warranty. These are powerful arguments for customers who want to minimize the need for costly repairs.

D4i compliant SR drivers

For those who manage 'smart cities' and 'smart buildings' we offer our expanding range of SR drivers. We've just upgraded our full SR compact portfolio to D4i: including standardized memory banks from DiiA part 250 (DALI power supply), part 251 (asset management info), part 252 (energy metering), part 253 (diagnostic information) and AUX (auxiliary supply). This enables standardized, intelligent, and connected LED luminaires. Some SR drivers also feature IntelliStart. It's a new way to connect multiple drivers or luminaires to a single miniature circuit breaker without installing expensive inrush current limiting devices in distribution cabinets - or extra, labor-intensive road and street cabling. Also, the basic programmable range is expanding with higher wattages (75 W and 110 W drivers), with SimpleSet and AOC programming targeting more straightforward outdoor applications. Our lite programmable configuration offers a carefully-selected feature set which can be applied in many applications. For complete flexibility with a wide range of features, choose the full programmable LED drivers. These product ranges provide unrivalled efficacy and superior specifications and features, such as SimpleSet technology to effortlessly configure the driver without turning it on. Moreover, the external SPD range has been extended with serial versions and we are updating our Xitanium IP65 and IP67 class-I drivers in Europe. And finally, our new SR outdoor drivers can be combined with the new EasyAir outdoor modules and feature a new universal SR connector - a future-proof solution that can be phased in, as and when investment becomes available.

Paul Sloekers
Product manager
xtreme drivers

reliable
and D4i
compliant

Just released!

Order now at
www.philips.com/oemwebshop

Xitanium LED drivers - SR

See page 102



NEW

New 75 W and 150 W drivers in S240 housing: D4i compliance, 10 kV surge immunity (CM), IntelliStart and many other features.

Xitanium LED drivers - full programmable

See page 104



NEW

New full programmable driver range with updated firmware: now supporting OEM write protection (OWP).

Xitanium LED basic programmable

See page 107



NEW

New 75 W and 110 W drivers in C133 housing featuring SimpleSet, adjustable output current (AOC), and OEM write protection (OWP).

Coming soon!

LED innovations in the
pre-launch phase

We are working on various new launches throughout the Xtreme driver and surge protection device (SPD) range.

Xitanium IP65 and IP67 LED drivers

See page 108



UPDATE

Updated IP65 (AOC) and IP67 (LP, single current) drivers, some of which come in more compact form factors.

Suitable for:



Industry



Outdoor

Order at sample webshop
philips.com/oemwebshop

For further information visit philips.com/technology

Xitanium LED drivers - SR

Our new Philips Xtreme sensor ready (SR) drivers are ideal for use in outdoor applications. These robust drivers feature the SR interface and can be used in combination with the new EasyAir outdoor module (see page 30), intelligent photocells, or the many smart city management systems developed by our SR certified partners. The integrated power supply, accurate energy metering and extended diagnostics reduces the component count and simplifies the design significantly. The integration also increases system reliability. Combined with the new universal SR connector, these drivers offer future-proof solutions for the phased investment capabilities of municipal authorities.

For more information go to philips.com/xitaniumsr



Product specification

Product name	Housing	Output current range	Output voltage range	Surge protection CM/DM	Dimming range	Efficiency @ 100% load	Lifetime @ Tc life	Diagnostics via SR interface	DALI power supply via SR interface max power 0.5W	24V power supply 3W average power	Energy metering accuracy	D4i	Product code
		mA	V	kV	%	%	hrs				%		GPC
Xi SR 22W 0.2-0.7A SNEMP 230V C133 sXt	C133	200-700	16-48	8/6	100-10	85	100,000	•	•	•	1	Yes	929002178806
Xi SR 22W 0.3-1.0A SNEMP 230V C133 sXt	C133	300-1050	8-32	8/6	100-10	85	100,000	•	•	•	1	Yes	929002178906
Xi SR 40W 0.2-0.7A SNEMP 230V C133 sXt	C133	200-700	25-77	8/6	100-10	86	100,000	•	•	•	1	Yes	929002179006
Xi SR 40W 0.3-1.0A SNEMP 230V C133 sXt	C133	300-1050	20-54	8/6	100-10	86	100,000	•	•	•	1	Yes	929002179106
Xi SR 75W 0.2-0.7A SNEMP 230V C150 sXt	C150	200-700	50-150	10/6	100-10	92	100,000	•	•	•	1	Yes	929002808406
Xi SR 75W 0.3-1.0A SNEMP 230V C150 sXt	C150	300-1050	35-108	10/6	100-10	92	100,000	•	•	•	1	Yes	929002808506
Xi SR 110W 0.2-0.7A SNEMP 230V C150 sXt	C150	200-700	70-220	10/6	100-10	93	100,000	•	•	•	1	Yes	929002808606
Xi SR 110W 0.3-1.0A SNEMP 230V C150 sXt	C150	300-1050	50-160	10/6	100-10	93	100,000	•	•	•	1	Yes	929002808706
Xi SR 75W 0.2-0.7A SNEMP 230V S240 sXt	S240	200-700	50-150	8/6	100-10	92	100,000	•	•	•	1	Yes	929002179106
Xi SR 75W_0.3-1.0A SNEMP 230V S240 sXt	S240	300-1050	20-100	8/6	100-10	91	100,000	•	•	•	1	Yes	929002172006
Xi SR 150W 0.2-0.7A SNEMP 230V S240 sXt	S240	200-700	90-283	8/6	100-10	90	100,000	•	•	•	1	Yes	929002172106
Xi SR 150W 0.3-1.0A SNEMP 230V S240 sXt	S240	300-1050	70-214	8/6	100-10	90	100,000	•	•	•	1	Yes	929002172206
Xi SR 165W 0.2-0.7A SNEMP 230V C170 sXt	C170	200-700	100-300	10/6	100-10	93	100,000	•	•	•	1	Yes	929001663106
Xi SR 165W 0.3-1.0A SNEMP 230V C170 sXt	C170	300-1050	80-235	10/6	100-10	93	100,000	•	•	•	1	Yes	929001663206

Standard features: Input voltage range 170-264V, SimpleSet, DynaDimmer, module temperature protection

new



Create the ideal LED configuration in a minute. Saves time and upgrades your solutions. [Check philips.com/technology](http://philips.com/technology)

MultiOne Software

Configure our drivers to your customers needs. Fast and simple. [Free download via philips.com/multione](http://philips.com/multione)

Xitanium LED drivers - programmable

Our Xitanium programmable Xtreme LED drivers with global input voltage (UL, ENEC) are designed to deliver high performance, protection and configurability. The Xtreme technology ensures maximum robustness and protection with a very long lifetime. Configuration of programmable drivers can be done via DALI and the MultiOne software.



Product specification

Product name	Housing	Output current range	Min Current	Output voltage range	Output power	Class	Surge protection DM/CM	Efficiency range, max load	Inrush current peak (230V)	Power factor, 100% load	Tc life	DALI	1-10V	Dyna Dimmer	Module temp. protection	Product code
	type	mA	mA	V	W	I/II	kV	%	A		°C					GPC
Xitanium 40W 0.7A Prog+ GL-J sXt	J-can	350-700	50	29-57	3-40	I/II	4/4	88	65	0.97	74	•	•	•	•	929000708803
Xitanium 75W 0.35-0.7A Prog+ GL-F sXt	F-can	350-700	50	80-152	6-75	I	3/3	90	108	0.97	70	•	•	•	•	929000702302
Xitanium 75W 0.1-1.05A Prog+ sXt	F-can	350-1050	100	36-75	6-75	I	4/4	90	100	0.97	70	•	•	•	•	929000708903
Xitanium 100W 0.70A Prog+ GL-Z sXt	Z-can	350-700	100	71-143	10-100	I/II	4/4	92	80	0.97	75	•	•	•	•	929000708703
Xitanium 150W 0.35-0.7A Prog+ GL sXt	F-can	350-700	50	125-280	15-150	I	3/3	91	108	0.97	70	•	•	•	•	929000702202
Xitanium 150W 0.1-1.05A Prog+ GL sXt	F-can	350-1050	100	70-148	15-150	I/II	4/4	92	110	0.97	70	•	•	•	•	929000709003
Xitanium 300W 0.35-1.5A Prog+ GL-R sXt	R-can	350-1500	100	80-280	21-300	I/II	4/4	93	170	0.98	64	•	•	•	•	929000712703

Input voltage range 120-277 Vac
Lifetime @ Tc life, 90% survivals 100,000 hrs

Module recommendation

Driver type	Suitable module
Xitanium 150W 0.3-0.7A Prog+ GL-F sXt	Fortimo FastFlex 2x8/740 G5



Create the ideal LED configuration in a minute. Saves time and upgrades your solutions. [Check philips.com/technology](http://philips.com/technology)

MultiOne Software

Configure our drivers to your customers needs. Fast and simple. [Free download via philips.com/multione](http://philips.com/multione)

Suitable for:



Order at sample webshop philips.com/oemwebshop

For further information visit philips.com/technology

Xitanium LED drivers - full programmable

Our Xitanium full programmable Xtreme LED drivers are designed to deliver the highest performance, reliability and configuration possibilities. The portfolio offers both stand-alone and remote dimming protocols to further decrease energy use with the latest LED technologies. The proven Xtreme technology ensures maximum robustness and protection for a very long lifetime. These drivers are the preferred choice for demanding applications such as outdoor and industry. Configuration of these drivers can be done via both the universal DALI or with SimpleSet, which is the latest technology for reliable, fast and easy altering and reading out of settings.



Product specification

Product name	Housing	Output current range	Min current	Output voltage range	Output power	Surge protection DM/CM	Efficiency @ 100% load	Inrush current peak	Inrush current width	Tc life	Simple Set	DALI 2	Line Switch	Dyna Dimmer	Module temp. protection	Driver temp. limit	Mains-Guard	OEM Write Protection	Product code
	type	mA	mA	V	W	kV	%	A	µs	°C									GPC
Xi FP 22W 0.2-0.7A SNLDAE 230V S175 sXt	S175	200-700	53	16-48	1-22	10/6	86	15	295	75	•	•	•	•	•	•	•	•	929002172306
Xi FP 22W 0.3-1.0A SNLDAE 230V S175 sXt	S175	300-1050	70	8-32	1-22	10/6	86	15	295	75	•	•	•	•	•	•	•	•	929002172406
Xi FP 40W 0.2-0.7A SNLDAE 230V S175 sXt	S175	200-700	53	25-77	2-40	10/6	90	21	225	75	•	•	•	•	•	•	•	•	929002128306
Xi FP 40W 0.3-1.0A SNLDAE 230V S175 sXt	S175	300-1050	70	20-54	2-40	10/6	90	21	225	75	•	•	•	•	•	•	•	•	929002172506
Xi FP 75W 0.2-0.7A SNLDAE 230V S240 sXt	S240	200-700	53	50-150	3-75	10/6	92	46	250	75	•	•	•	•	•	•	•	•	929002128406
Xi FP 75W 0.3-1.0A SNLDAE 230V S240 sXt	S240	300-1050	70	20-100	4-75	10/6	92	46	245	75	•	•	•	•	•	•	•	•	929002128506
Xi FP 100W 0.3-1.0A SNLDAE 230V C165 sXt	C165	200-700	50	50-150	3-100	10/6	92	45	285	75	•	•	•	•	•	•	•	•	929001650006
Xi FP 150W 0.2-0.7A SNLDAE 230V S240 sXt	S240	200-700	53	90-283	11-150	10/6	93	53	300	75	•	•	•	•	•	•	•	•	929002128606
Xi FP 150W 0.3-1.0A SNLDAE 230V S240 sXt	S240	300-1050	70	70-214	11-150	10/6	93	53	300	75	•	•	•	•	•	•	•	•	929002128706
Xi FP 22W 0.2-0.7A SNLDAE 230V C123 sXt	C123	200-700	53	16-48	1-22	10/6	86	15	360	75	•	•	•	•	•	•	•	•	929002165006
Xi FP 22W 0.3-1.0A SNLDAE 230V C123 sXt	C123	300-1050	70	8-32	1-22	10/6	86	15	360	75	•	•	•	•	•	•	•	•	929002165106
Xi FP 40W 0.2-0.7A SNLDAE 230V C123 sXt	C123	200-700	53	25-77	4-40	10/6	90	21	300	75	•	•	•	•	•	•	•	•	929002165206
Xi FP 40W 0.3-1.0A SNLDAE 230V C123 sXt	C123	300-1050	70	20-54	4-40	10/6	90	21	300	75	•	•	•	•	•	•	•	•	929002165306
Xi FP 75W 0.2-0.7A SNLDAE 230V C133 sXt	C133	200-700	50	50-150	2.5-75	10/6	92	43	260	70	•	•	•	•	•	•	•	•	929002101406
Xi FP 75W 0.3-1.0A SNLDAE 230V C133 sXt	C133	300-1050	70	35-108	2.5-75	10/6	92	43	260	70	•	•	•	•	•	•	•	•	929002101506
Xi FP 75W 0.5-1.5A SNLDAE 230V C133 sXt	C133	500-1500	100	25-71	2.5-75	10/6	91	43	260	70	•	•	•	•	•	•	•	•	929002101606
Xi FP 110W 0.2-0.7A SNLDAE 230V C133 sXt	C133	200-700	50	70-220	4-110	10/6	93	47	250	75	•	•	•	•	•	•	•	•	929002101206
Xi FP 110W 0.3-1.0A SNLDAE 230V C133 sXt	C133	300-1050	70	50-160	4-110	10/6	92	47	250	75	•	•	•	•	•	•	•	•	929002101306
Xi FP 165W 0.2-0.7A SNLDAE 230V C170 sXt	C170	200-700	70	100-300	10-165	10/6	93	58	340	80	•	•	•	•	•	•	•	•	929000976206
Xi FP 165W 0.3-1.0A SNLDAE 230V C170 sXt	C170	300-1050	70	80-235	10-165	10/6	93	58	340	80	•	•	•	•	•	•	•	•	929000976306
Xi FP 330W 2.0.2-0.75A SNDAE 230V C240 sXt	C240	200-750 (x2)	50	100-300	5-165	10/6	93	19	300	75	•	•	•	•	•	•	•	•	929002114806

Input voltage range 220-240 Vac
Lifetime @ Tc life, 90% survivals 100,000 hrs

Module recommendation

Driver type	Suitable module
Xi FP 22W 0.3-1.0A SNLDAE 230V S175 sXt	Fortimo FastFlex 2x4/740 G5
Xi FP 40W 0.2-0.7A SNLDAE 230V S175 sXt	Fortimo FastFlex 2x4/740 G5
Xi FP 75W 0.2-0.7A SNLDAE 230V S240 sXt	Fortimo FastFlex 2x8/740 DA G5
Xi FP 150W 0.2-0.7A SNLDAE 230V S240 sXt	Fortimo FastFlex 2x8/840 G5

Suitable for:



Order at sample webshop
philips.com/oemwebshop

For further information visit philips.com/technology

Xitanium LED drivers - lite programmable

Our Xitanium lite programmable Xtreme LED drivers are value engineered to deliver a carefully-selected feature set and high-end performance, making them a preferred choice for many outdoor applications. The portfolio offers high flexibility with a customizable operating window, enabling differentiation in LED lighting designs via system tuning and compatibility with LED efficacy upgrades. Configuration of programmable drivers has never been easier with the integrated SimpleSet feature, a fast and wireless way to change and read out settings.



Product specification

Product name	Housing	Output current range	Output voltage range	Output power	Surge protection CM/DM	Dimming range	Efficiency at 100% load	Inrush current peak	Inrush current width to 50%	Power factor, 100% load	Tc life	Simple Set	1-10V	DynaD-immer (5-step)	Driver temp. limit	Mains-Guard	Product code
	type	mA	V	W	kV	%	%	A	µs		°C						GPC
Xi LP 40W 0.2-0.7A S1 230V S175 sXt	S175	200-700	23-77	2-40	10/6	100-10	89	16	240	0.98	70	•	•	•	•	•	929000930706
Xi LP 40W 0.3-1.0A S1 230V S175 sXt	S175	300-1050	20-54	2-40	10/6	100-10	89	16	240	0.98	70	•	•	•	•	•	929000940806
Xi LP 75W 0.2-0.7A S1 230V S240 sXt	S240	200-700	50-150	4-75	10/6	100-10	92	46	245	0.98	75	•	•	•	•	•	929000963206
Xi LP 75W 0.3-1.0A S1 230V S240 sXt	S240	300-1050	35-108	4-75	10/6	100-10	92	46	245	0.98	75	•	•	•	•	•	929000963306
Xi LP 150W 0.2-0.7A S1 230V S240 sXt	S240	200-700	90-283	7-150	10/6	100-10	93	53	300	0.98	75	•	•	•	•	•	929000962806
Xi LP 150W 0.3-1.0A S1 230V S240 sXt	S240	300-1050	70-214	7-150	10/6	100-10	93	53	300	0.98	75	•	•	•	•	•	929000962906
Xi LP 150W 0.5-1.5A S1 230V S240 sXt	S240	500-1500	50-142	7-150	10/6	100-10	92	53	300	0.99	80	•	•	•	•	•	929001553806

Input voltage range 220-240 Vac
Lifetime @ Tc life, 90% survivals 100,000 hrs

Suitable for:



Order at sample webshop
philips.com/oemwebshop

For further information visit philips.com/technology



Product specification

Product name	Housing	Output current range	Output voltage range	Output power	Surge protection CM/DM	Dimming range	Efficiency @ 100% load	Inrush current peak	Inrush current width to 50%	Power factor, 100% load	SimpleSet	1-10V	Dyna-Dimmer (5-step)	Driver temp. limit	Mains-Guard	Product code
	type	mA	V	W	kV	%	%	A	µs							GPC
Xi LP 22W 0.2-0.7A S1 230V C123 sXt	C123	200-700	16-48	1-22	10/6	100-10	87	15	320	0.99	•	•	•	•	•	929002102906
Xi LP 22W 0.3-1.0A S1 230V C123 sXt	C123	300-1050	8-32	1-22	10/6	100-10	87	15	320	0.99	•	•	•	•	•	929002103006
Xi LP 40W 0.2-0.7A S1 230V C123 sXt	C123	200-700	25-77	1.8-40	10/6	100-10	90	22	250	0.98	•	•	•	•	•	929002103106
Xi LP 40W 0.3-1.0A S1 230V C123 sXt	C123	300-1050	20-54	1.5-40	10/6	100-10	90	22	250	0.98	•	•	•	•	•	929002103206
Xi LP 75W 0.2-0.7A S1 230V C133 sXt	C133	200-700	50-150	3.5-75	10/6	100-10	91	43	270	0.98	•	•	•	•	•	929001654706
Xi LP 75W 0.3-1.0A S1 230V C133 sXt	C133	300-1050	35-108	3.5-75	10/6	100-10	91	43	270	0.98	•	•	•	•	•	929001654806
Xi LP 75W 0.5-1.5A S1 230V C133 sXt	C133	500-1500	25-75	3.5-75	10/6	100-10	90	43	270	0.98	•	•	•	•	•	929001654906
Xi LP 110W 0.2-0.7A S1 230V C133 sXt	C133	200-700	70-220	5-110	10/6	100-10	91	45	270	0.98	•	•	•	•	•	929001655006
Xi LP 110W 0.3-1.0A S1 230V C133 sXt	C133	300-1050	50-160	5-110	10/6	100-10	91	45	270	0.98	•	•	•	•	•	929001655106
Xi LP 165W 0.2-0.7A S1 230V C170 sXt	C170	200-700	100-300	7-165	10/6	100-10	93	41	440	0.98	•	•	•	•	•	929001535406
Xi LP 165W 0.3-1.0A S1 230V C170 sXt	C170	300-1000	80-235	7-165	10/6	100-10	93	41	440	0.98	•	•	•	•	•	929001535506
Xi LP 165W 0.5-1.5A S1 230V C170 sXt	C170	500-1500	54-157	7-165	10/6	100-10	93	41	440	0.98	•	•	•	•	•	929001571906

Input voltage range 220-240 Vac
Tc life 75°C
Lifetime @ Tc life, 90% survivals 100,000 hrs

Xitanium LED drivers - basic programmable

Philips Xitanium basic programmable LED drivers offer a basic feature set and high performance, making them a preferred choice for various outdoor applications. The portfolio offers flexibility with a customizable operating window, enabling differentiation in LED lighting designs via system tuning and being prepared for LED efficacy upgrades. In this product family Philips offers drivers in compact form factors with a basic feature set, which offers high value for both OEM customers and end-users. The key features AOC (adjustable output current) and OWP (OEM write protection) are programmable via SimpleSet, an easy and fast way to configure the driver without the need to power it. A great combination with MultiOne basic configuration software. The products can replace the existing single current outdoor LED drivers and will bring significant improvement in programming, assembly into a luminaire, electrical performance, and less variety in logistical codes.



Product specification

Product name	Housing	Output current range	Output voltage range	Output power	Surge protection CM/DM	Efficiency @ 100% load	Inrush current peak	Inrush current width to 50%	Power factor, 100% load	SimpleSet	Product code
	type	mA	V	W	kV	%	A	µs			GPC
Xi BP 12W 0.1-0.5A S 230V C100	C100	100-500	13-39	2-12	6/4	81	5.5	20	0.95	•	929001657106
Xi BP 22W 0.2-0.7A S 230V C123 sXt	C123	200-700	16-48	6-22	10/6	87	11.5	220	0.99	•	929001499306
Xi BP 40W 0.2-0.7A S 230V C123 sXt	C123	200-700	25-77	5-40	10/6	90	19	210	0.98	•	929001499406
Xi BP 40W 0.3-1.0A S 230V C123 sXt	C123	300-1050	20-54	6-40	10/6	90	19	210	0.98	•	929001499506
Xi BP 75W 0.2-0.7A S 230V C133 sXt	C133	200-700	50-150	3.5-75	10/6	91	43	270	0.98	•	929002817006
Xi BP 75W 0.3-1.0A S 230V C133 sXt	C133	300-1050	35-108	3.5-75	10/6	91	43	270	0.98	•	929002817106
Xi BP 110W 0.2-0.7A S 230V C133 sXt	C133	200-700	70-220	5-110	10/6	91	45	270	0.98	•	929002817206
Xi BP 110W 0.3-1.0A S 230V C133 sXt	C133	300-1050	50-160	5-110	10/6	91	45	270	0.98	•	929002817306

new

Xitanium LED drivers - 1-10 V dimmable

Our Xitanium Xtreme single current LED drivers bring performance, value for money, long life and reliability to demanding outdoor and industrial LED lighting applications. Ideal for road lighting, urban street lighting, area/flood lighting, high-bay lighting and tunnels, they are designed to be easy to integrate into your luminaires. The drivers are compact, and you can choose between build-in and independent versions that are protected against water and dust ingress to IP67. The range includes 75, 150 and 250 W versions with lifetimes up to 100,000 hours. The light output is fully adjustable via a 1 to 10 V analog dimming interface.



Product specification

Product name	Housing	Electrical class	Output current	Output voltage range	Output power	Surge protection CM/DM	Efficiency range @ 100% load	Inrush current peak	Inrush current width to 50%	Power factor, 100% load	Power factor, dimmed 50%	Tc life	Product code
	type		mA	V	W	kV	%	A	µs			°C	GPC
Xitanium 150W 0.70A 1-10V 230V S240 sXt	S240	Class I & II	700	100-214	7-150	8/6	92	34	475	0.99	0.97	75	929001405506
Xitanium 150W 1.05A 1-10V 230V S240 sXt	S240	Class I & II	1050	72-150	8-150	8/6	91	34	475	0.99	0.97	75	929001405606
Xitanium 250W 0.70A 1-10V 230V Q	Q-can	Class I	700	158-357	25-250	6/6	94	38	625	0.98	0.95	80	929000838508
Xitanium 150W 0.70A 1-10V 230V I220	I220	Class I & II	700	100-214	7-150W	8/6	92	34	475	0.99	0.98	70	929001405806
Xitanium Dim 250W 0.70A 1-10V 230V I220	I220	Class I	700	178-357	25-250	6/6	94	38	625	0.98	0.95	70	929001404706

Type of dimming 1-10 V
Dimming range 100-10%
Input voltage range 220-240 Vac
Lifetime @ Tc life, 90% survivals 100,000 hrs

Suitable for:



Order at sample webshop
philips.com/oemwebshop

For further information visit philips.com/technology

Suitable for:



Order at sample webshop
philips.com/oemwebshop

For further information visit philips.com/technology



Create the ideal LED configuration in a minute. Saves time and upgrades your solutions. Check philips.com/technology

MultiOne Software

Configure our drivers to your customers needs. Fast and simple. Free download via philips.com/multione



Create the ideal LED configuration in a minute. Saves time and upgrades your solutions. Check philips.com/technology

Xtreme IP65 and IP67 LED drivers

The European portfolio of Xtreme LED drivers consists mainly of build-in drivers. In some applications it can be convenient to integrate IP65+ (independent) drivers, both within outdoor and industry segments. For that reason, a subset of the APR IP65+ driver portfolio is available in Europe. These drivers can be used for Class-I applications only. Three categories of drivers are available: Lite programmable IP67 drivers, adjustable output current IP65 drivers and single current (TWE) IP67 drivers.



Product specification

Product name	IP rating	Housing	Input voltage range	Electrical class	Adjust output current	Output current	Output voltage range		Output power	Surge protection CM/DM	Ef- ficiency @ 100% load	Dimming	Product code
							V	W					
			V			A	V	W		kV	%		GPC
Xtitanium 100W 2.1-4.2A AOC 230V I160	IP65	I160	220-240	Class I	Manual	2.1-4.2	12-48	100	6/4	91	No		929002829380
Xtitanium 150W 2.45-4.9A AOC 230V I175	IP65	I175	220-240	Class I	Manual	2.45-4.9	15-61	150	6/4	92	No		929002829280
Xtitanium 200W 2.8-5.6A AOC 230V I200	IP65	I200	220-240	Class I	Manual	2.8-5.6	18-71	200	6/4	91.5	No		929002829480
Xi LP 40W 0.3-1.05A S1 TWE I175	IP67	I175	220-240	Class I	Simpleset	0.3-1.05	21-57	40	10/6	90	1-10V/DynaDimmer		929002103480
Xi LP 100W 0.3-1.05A S1 230V I155	IP67	I155	220-240	Class I	Simpleset	0.3-1.05	46-143	100	10/6	91	1-10V/DynaDimmer		929002822880
Xi LP 150W 0.3-1.05A S1 230V I175	IP67	I175	220-240	Class I	Simpleset	0.3-1.05	71-214	150	10/6	93	1-10V/DynaDimmer		929002822980
Xi LP 200W 0.3-1.05A S1 230V I195	IP67	I195	220-240	Class I	Simpleset	0.3-1.05	142-286	200	10/6	93	1-10V/DynaDimmer		929002823080
Xi LP 200W 0.5-1.5A S1 230V I195	IP67	I195	220-240	Class I	Simpleset	0.5-1.5	100-200	200	10/6	88	1-10V/DynaDimmer		929002823380
Xtitanium Dim 100W 0.7A 1-10V TWE I220	IP67	I220	110-277	Class I	No	0.7	71-143	100	4/4	91	1-10V		929001402806
Xtitanium Dim 150W 0.7A 1-10V TWE I220	IP67	I220	110-277	Class I	No	0.7	90-214	150	4/4	91	1-10V		929001425806
Xtitanium Dim 75W 0.7A 1-10V TWE I175	IP67	I175	110-277	Class I	No	0.7	40-117	75	4/4	90	No		929001402706
Xtitanium 150W 0.7A TWE I220	IP67	I220	110-277	Class I	No	0.7	90-214	150	4/4	91	No		929001425980

Surge protection devices

The Philips surge protection devices are the ideal solution to the challenge of using LEDs in outdoor lighting. The SPD protects the complete system against high surges that can occur due to, for example, lightning strikes. Essential for LED systems installed in high-risk areas, the advantages of using the SPD are not limited to just LED systems. The product can be used in any new or existing lighting solution, regardless of technology. A choice can be made between parallel SPDs (if SPD is broken, light remains on) and serial SPDs (if SPD is broken, light will switch off).



Product specification

Commercial name	Type	Rated input voltage range	Power grids	Discharge voltage	Discharge current (L-N)	Discharge current (L/N-GND)	Tc life	T amb	Product code
Xtreme surge protector I	Parallel	220-240	TN, TT, IT	10	5	5	80	-40..+85	929000886906
Surge protector class-I	Parallel	230	TN, TT	10	5	5	80	-40..+85	929001607006
Surge protector class-II	Parallel	230	TN, TT	10	5	5	80	-40..+85	929001607106
Surge protector class-I serial	Serial	230	TN	10	5	5	80	-40..+70	929002102780
Surge protector class-II serial	Serial	230	TN, TT, IT	10	5	5	80	-40..+70	929002102880

Lifetime @ Tc life, 90% survivals 100,000 hrs

Suitable for:



Order at sample webshop
philips.com/oemwebshop

For further information visit philips.com/technology



Create the ideal LED configuration in a minute. Saves time and upgrades your solutions. Check philips.com/technology

Suitable for:



Order at sample webshop
philips.com/oemwebshop

For further information visit philips.com/technology



Create the ideal LED configuration in a minute. Saves time and upgrades your solutions. Check philips.com/technology



ultimate shopping experience

Retail display lighting

Lighting products, brightening faces

“With the premium light quality.”



The key need of food and fashion retailers is to make merchandise stand out at the point of purchase while consuming less power. That's why we have developed our InteGrade LED system gen 3 portfolio, which brings unrivaled product visibility, attractiveness and efficiency.

Premium light quality, throughout the store

Our InteGrade gen 3 family offers you superior visual display with best-in-class efficiency. And you can lower energy costs at the same time. We offer two color ranges: premium white and standard.

Premium white lights up shoppers' desire with an optimized color spectrum for enhanced white performance and astonishingly lively rich colors with typical CRI 93 while providing an outstanding efficacy up to 125 lm/W to enable lower power consumption. Combined with our newly developed Fortimo LEDFlex system and our premium white spotlighting solutions, the InteGrade LED system premium white gen 3 enables you to create a single look and feel for the whole store, for the ultimate shopping experience. The standard range enables product colors to look natural by means of its specially formulated CRI 90 LEDs, including the food version featuring a single color line of light.

Also great news: the IntegGrade high flux family, with its breathtaking performance and its exceptional uniform light distribution, brings the light right down to the lowest shelf. The bright, high-quality light displays products more attractively even when behind a glass door. Its miniaturized design means the light source itself is out of sight, which further maximizes attention on the products. InteGrade high flux is now available in premium white to combine the best of both worlds.

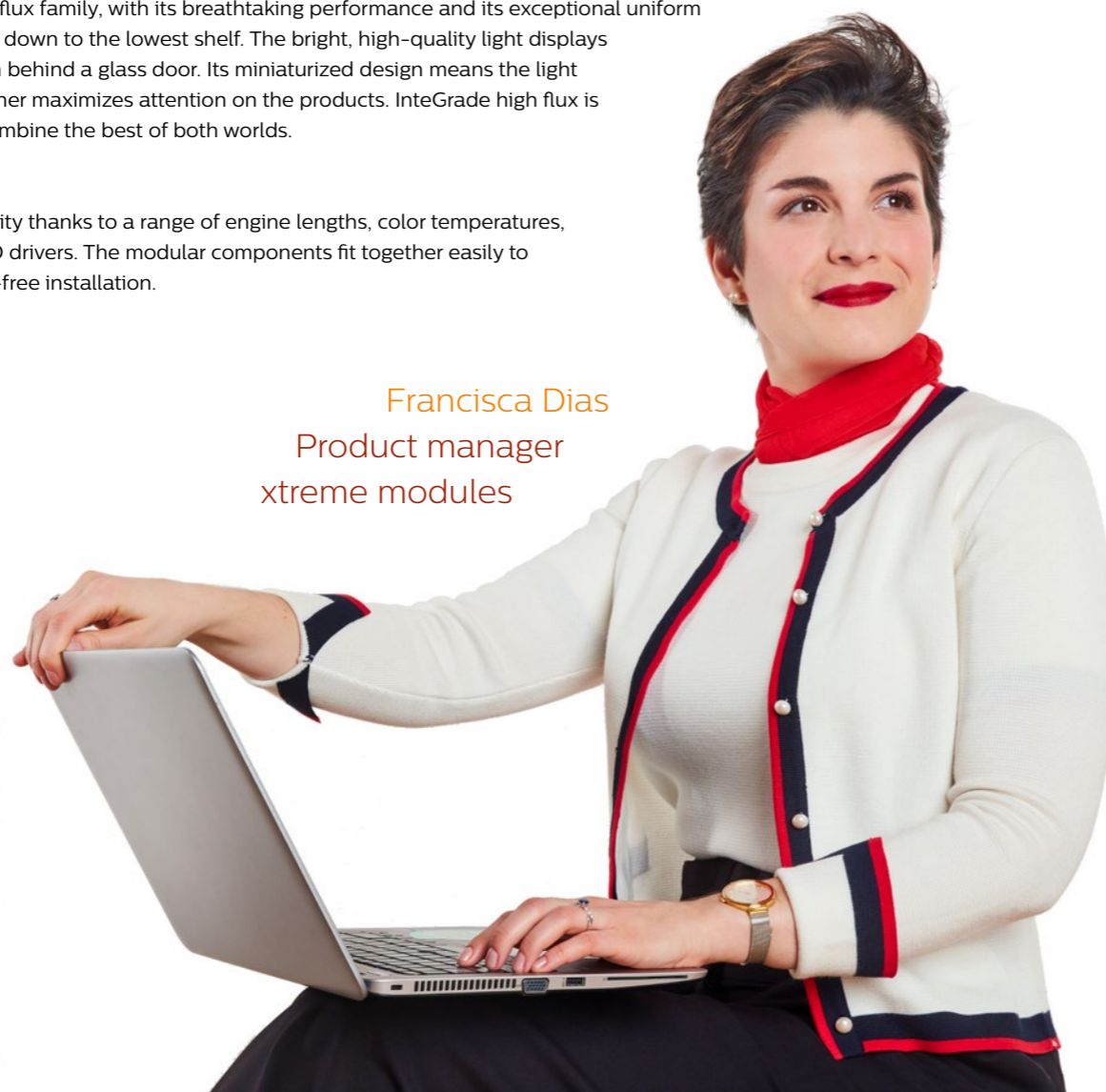
Maximum design flexibility

We offer you maximum design flexibility thanks to a range of engine lengths, color temperatures, accessories and constant voltage LED drivers. The modular components fit together easily to simplify design-in and ensure hassle-free installation.



Jan Richard Huisman
Application engineer
retail display lighting

Francisca Dias
Product manager
xtreme modules



Just released!

Order now at
www.philips.com/oemwebshop

Philips InteGrade S gen 1

See page 130



InteGrade S is an InteGrade platform that offers symmetrical light distribution, quality of light and performance that retail stores need for serve-over counters. With a CRI of >95 and a lumen efficacy of up to 125 lm/W, it illuminates the merchandise on display with an attractive, uniform light. Thanks to its minimalized, slim design, the InteGrade S system enables transparent serve-overs attracting more of the customer's attention towards merchandise.

Extending our constant voltage driver portfolio!

Dimmable Philips constant voltage LED transformers with DALI 2.0 control interface 60 W-100 W-150 W

See page 132



Philips constant voltage DALI LED transformers are independent drivers designed to operate 24 VDC LED solutions with PWM frequency above 2 kHz, DALI 2.0 control interface and Touch and Dim interface used in indoor applications such as retail display lighting, linear accent lighting and decorative lighting. Along with their indoor applications, Philips constant voltage LED transformers ensure the highest performance with maximum robustness combined with a long lifetime.

Dimmable Philips constant voltage LED transformers with 1-10 V control interface 30 W-60 W-100 W-150 W-250 W

See page 132



Philips constant voltage LED transformers are independent slim drivers designed to operate 24 VDC LED solutions with 1-10 V control interface including dim to OFF used in indoor applications such as retail display lighting, linear accent lighting and decorative lighting. Along with their indoor applications, - Philips constant voltage LED transformers ensure the highest performance with maximum robustness combined with a long lifetime.

Coming soon!

LED innovations in
the pre-launch phase

Philips InteGrade gen 4

Our InteGrade gen 4 family offers you superior visual display with best-in-class efficiency, meeting latest Single Light Regulation (SLR) and Design Lights Consortium (DLC) requirements. We offer two color ranges: premium white with CRI 95 and standard colors with CRI 90. The fourth generation of the very successful InteGrade range includes a brand new lengths for shelf, canopy and vertical application and brand new fixtures featuring a slim and miniaturized design with a breakthrough optical design for perfect uniform light distribution in the chillers.

Suitable for:



Retail

For further information visit philips.com/technology

Philips InteGrade

InteGrade LED system gen 3 - premium white range

The InteGrade LED system gen 3 has been designed for ultimate product attractiveness through a combination of a superior light quality, best light distribution and state-of-the-art efficacy. This range offers two color ranges: premium white and standard white. The premium white color range offers an optimized color spectrum, enabling enhanced white performance and astonishingly lively rich colors for superior visual display of the merchandise with typical CRI 93. It also provides an outstanding efficacy of up to 125 lm/W to enable lower power consumption. The standard color range enables product colors to look natural by means of its specially-formulated CRI 90 LEDs, including the food version featuring a single color line of light.

The third generation of the very successful InteGrade range includes a brand new canopy version featuring a slim and miniaturized design with a breakthrough optical design for perfect uniform light distribution in the chillers. Furthermore, a new InteGrade engine and narrow beam vision fixture provides higher lumen levels while maintaining a slim design. That makes it suitable for aesthetic integration in, for example, chiller doors, where there is no room to place a sizable lighting solution. What's more, the InteGrade high flux is available in premium white to combine the best of both worlds: high flux with premium white takes the product visibility and product attractiveness to the ultimate level, and stimulates the desire to buy.

An ultimate shopping experience can be created by combining the InteGrade LED premium white and existing premium white spotlighting solutions, for one look and feel in the store. InteGrade LED engines have been designed to match the most common application lengths, reducing the number of components needed per installation. Yet they maintain outstanding flexibility through their modular design, so it is possible to create odd-size lighting solutions to match every project specification. Thanks to a range of engine lengths, fixtures, accessories like mounting profiles, mounting clips, power cables, and constant voltage LED drivers, the InteGrade LED system gen 3 offers maximum design flexibility and plug and play simplicity. So you can create a vast variety of innovative systems with style, modernity and functionality.



For shelf lighting

InteGrade engine value premium white gen 3

Product specification					
Product name	Power consumption	Lumen	Color rendering index	Correlated color temperature*	Product code
	W, typical ± 20%	lm, typical ± 20%	CRI, typical	K	GPC
InteGrade engine Va 140mm 930 PW G3	0.8	85	93	3000	929001567506
InteGrade engine Va 575mm 930 PW G3	3.4	380	93	3000	929001567606
InteGrade engine Va 855mm 930 PW G3	4.9	550	93	3000	929001567706
InteGrade engine Va 1150mm 930 PW G3	6.7	760	93	3000	929001567806
InteGrade engine Va 140mm 940 PW G3	0.8	90	93	4000	929001567906
InteGrade engine Va 575mm 940 PW G3	3.4	420	93	4000	929001568006
InteGrade engine Va 855mm 940 PW G3	4.9	600	93	4000	929001568106
InteGrade engine Va 1150mm 940 PW G3	6.7	840	93	4000	929001568206

* Correlated color temperature within 5 SDCM range
PW: premium white

InteGrade engine vision premium white gen 3

Product specification					
Product name	Power consumption	Lumen	Color rendering index	Correlated color temperature*	Product code
	W, typical ± 20%	lm, typical ± 20%	CRI, typical	K	GPC
InteGrade engine Vi 140mm 930 PW G3	1.6	170	93	3000	929001568306
InteGrade engine Vi 575mm 930 PW G3	6.9	750	93	3000	929001568406
InteGrade engine Vi 855mm 930 PW G3	10.1	1090	93	3000	929001568506
InteGrade engine Vi 1150mm 930 PW G3	13.8	1500	93	3000	929001568606
InteGrade engine Vi 140mm 940 PW G3	1.6	180	93	4000	929001568706
InteGrade engine Vi 575mm 940 PW G3	6.9	800	93	4000	929001568806
InteGrade engine Vi 855mm 940 PW G3	10.1	1160	93	4000	929001568906
InteGrade engine Vi 1150mm 940 PW G3	13.8	1600	93	4000	929001569006

* Correlated color temperature within 5 SDCM range
PW: premium white

For canopy lighting

InteGrade engine uniform beam value premium white gen 3

Product specification					
Product name	Power consumption	Lumen	Color rendering index	Correlated color temperature*	Product code
	W, typical ± 20%	lm, typical ± 20%	CRI, typical	K	GPC
InteGrade engine UB Va 855mm 930 PW G3	9.6	940	93	3000	929001626606
InteGrade engine UB Va 1150mm 930 PW G3	12.8	1250	93	3000	929001626806
InteGrade engine UB Va 855mm 940 PW G3	9.6	1025	93	4000	929001626706
InteGrade engine UB Va 1150mm 940 PW G3	12.8	1350	93	4000	929001626906

* Correlated color temperature within 5 SDCM range
PW: premium white

InteGrade engine uniform beam vision premium white gen 3

Product specification					
Product name	Power consumption	Lumen	Color rendering index	Correlated color temperature*	Product code
	W, typical ± 20%	lm, typical ± 20%	CRI, typical	K	GPC
InteGrade engine UB Vi 140mm 930 PW G3	2.5	250	93	3000	929001572506
InteGrade engine UB Vi 575mm 930 PW G3	10	1000	93	3000	929001569706
InteGrade engine UB Vi 855mm 930 PW G3	15	1500	93	3000	929001569806
InteGrade engine UB Vi 1150mm 930 PW G3	20	2000	93	3000	929001569906
InteGrade engine UB Vi 140mm 940 PW G3	2.5	280	93	4000	929001572606
InteGrade engine UB Vi 575mm 940 PW G3	10	1100	93	4000	929001570006
InteGrade engine UB Vi 855mm 940 PW G3	15	1650	93	4000	929001570106
InteGrade engine UB Vi 1150mm 940 PW G3	20	2200	93	4000	929001570206

* Correlated color temperature within 5 SDCM range
PW: premium white

Suitable for:



Retail

For further information visit philips.com/technology

Philips InteGrade



For chillers with doors

InteGrade engine narrow beam value premium white gen 3

Product specification					
Product name	Power consumption	Lumen	Color rendering index	Correlated color temperature*	Product code
	W, typical ± 20%	lm, typical ± 20%	CRI, typical	K	GPC
InteGrade engine NB Va 140mm 930 PW G3	1	115	93	3000	929001569106
InteGrade engine NB Va 575mm 930 PW G3	4.5	500	93	3000	929001569206
InteGrade engine NB Va 1430mm 930 PW G3	11	1230	93	3000	929001569306
InteGrade engine NB Va 140mm 940 PW G3	1	120	93	4000	929001569406
InteGrade engine NB Va 575mm 940 PW G3	4.5	530	93	4000	929001569506
InteGrade engine NB Va 1430mm 940 PW G3	11	1300	93	4000	929001569606

* Correlated color temperature within 5 SDCM range
PW: premium white

InteGrade engine narrow beam vision premium white gen 3

Product specification					
Product name	Power consumption	Lumen	Color rendering index	Correlated color temperature*	Product code
	W, typical ± 20%	lm, typical ± 20%	CRI, typical	K	GPC
InteGrade engine NB Vi 140mm 930 PW G3	2.7	280	93	3000	929001605406
InteGrade engine NB Vi 575mm 930 PW G3	10.9	1146	93	3000	929001681106
InteGrade engine NB Vi 1430mm 930 PW G3	27.2	2850	93	3000	929001571706
InteGrade engine NB Vi 140mm 940 PW G3	2.7	300	93	4000	929001605506
InteGrade engine NB Vi 575mm 940 PW G3	10.9	1200	93	4000	929001681206
InteGrade engine NB Vi 1430mm 940 PW G3	27.2	3100	93	4000	929001571806

* Correlated color temperature within 5 SDCM range
PW: premium white

InteGrade fixture narrow beam value premium white gen 3

Product specification					
Product name	Power consumption	Lumen	Color rendering index	Correlated color temperature*	Product code
	W, typical ± 20%	lm, typical ± 20%	CRI, typical	K	GPC
InteGrade F NB Va 1500mm 930 PW SD G3	11	1230	93	3000	929001572006
InteGrade F NB Va 1500mm 930 PW CTR G3	22	2460	93	3000	929001572106
InteGrade F NB Va 1500mm 940 PW SD G3	11	1300	93	4000	929001572206
InteGrade F NB Va 1500mm 940 PW CTR G3	22	2600	93	4000	929001572306

* Correlated color temperature within 5 SDCM range
PW: premium white

InteGrade fixture narrow beam vision premium white gen 3

Product specification					
Product name	Power consumption	Lumen	Color rendering index	Correlated color temperature*	Product code
	W, typical ± 20%	lm, typical ± 20%	CRI, typical	K	GPC
InteGrade F NB Vi 1500mm 930 PW SD G3	26.2	2850	93	3000	929001570306
InteGrade F NB Vi 1500mm 930 PW CTR G3	52.4	5700	93	3000	929001570406
InteGrade F NB Vi 1500mm 940 PW SD G3	26.3	3100	93	4000	929001570506
InteGrade F NB Vi 1500mm 940 PW CTR G3	52.6	6200	93	4000	929001570606

* Correlated color temperature within 5 SDCM range
PW: premium white

Suitable for:



Retail

For further information visit philips.com/technology

For canopy and chillers with doors

InteGrade engine high flux premium white gen 3

Product specification					
Product name	Power consumption	Lumen	Color rendering index	Correlated color temperature*	Product code
	W, typical ± 20%	lm, typical ± 20%	CRI, typical	K	GPC
InteGrade engine HF 140mm 930 PW G3	4.4	400	93	3000	929001605606
InteGrade engine HF 575mm 930 PW G3	17.5	1575	93	3000	929001605706
InteGrade engine HF 1150mm 930 PW G3	34.9	3150	93	3000	929001605806
InteGrade engine HF 140mm 940 PW G3	4	400	93	4000	929001605906
InteGrade engine HF 575mm 940 PW G3	16.1	1575	93	4000	929001606006
InteGrade engine HF 1150mm 940 PW G3	32.2	3150	93	4000	929001606106

* Correlated color temperature within 5 SDCM range

PW: premium white

Note: InteGrade high flux engines are not standalone engines and they might need to be integrated with a heatsink for thermal management and to achieve 50,000 hours lifetime.

Constant voltage drivers recommendation

Plug and play Philips constant voltage drivers

Product name	Product code (GPC)
LED transformer 60W 24VDC 120V PP	929002106080
LED transformer 60W 24VDC 220-240V PP	929002106280
LED transformer 100W 24VDC 120V PP	929002106180
LED transformer 100W 24VDC 220-240V PP	929002106380
LED transformer 150W 24VDC 220-240V PP	929002106480

Non-plug and play Philips constant voltage drivers

Product name	Product code (GPC)
LED power driver 20W 24VDC 100-240V	929000654006
LED power driver 80W 24VDC 120-240V	929001669406
LED power driver 100W 24VDC 120-240V	929001669506
LED power driver 150W 24VDC 120-240V	929002101980
LED power driver 240W 24VDC 120-240V	929002102080
LED transformer 20W 24VDC 120-277V	929002105580
LED transformer 40W 24VDC 120-277V	929002105680
LED transformer 60W 24VDC 120-277V	929002105780
LED transformer 60W 24VDC 220-240V	913710032267
LED transformer 100W 24VDC 120-277V	929002105880
LED transformer 120W 24VDC 220-240V	913710032567
LED transformer 150W 24VDC 220-240V	929002105980
Xitanium 77W 100-277V 3.2A XI077C320V024FNS1M *	929001708113
Xitanium 100W 100-277V 4.1A XI100C410V024FNS1M*	929000771913
LED driver outdoor 100W 100-240V 24V**	929000485303

* Only for NAM region

** Only for Japan

RDL track system

RDL track

RDL track 1800mm gr	929002113606
RDL track 1200mm gr	929002113706
RDL track 600mm gr	929002113806

Power cables – to connect the RDL track to the driver

InteGrade track powercable 1.5m gr	929002113906
InteGrade track powercable 1.5m gr angle	929002114006

Track cables – to connect the engines to the RDL track

InteGrade track cable M 0.7m gr angle	929002114106
InteGrade track cable 0.7m gr angle	929002114206
InteGrade track cable 0.3m transp angle	929002114306
InteGrade track cable 0.4m transp angle	929002114406
InteGrade track cable 0.5m transp angle	929002114506

Suitable for:



Retail

For further information visit philips.com/technology


Philips InteGrade

InteGrade LED system gen 3 - standard color range

The InteGrade LED system gen 3 has been designed for ultimate product attractiveness through a combination of a superior light quality, best light distribution and state-of-the-art efficacy. This range offers two color ranges: premium white and standard. The premium white color range offers an optimized color spectrum, enabling enhanced white performance and astonishingly lively rich colors for superior visual display of the merchandise. with typical CRI 93. Is also provides an outstanding efficacy of up to 125 lm/W to enable lower power consumption. The standard color range enables product colors to look natural by means of its specially-formulated CRI 90 LEDs, including the food version featuring a single color line of light.

The third generation of the very successful InteGrade range includes a brand new canopy version featuring a slim and miniaturized design with a breakthrough optical design for perfect uniform light distribution in the chillers. Furthermore, a new InteGrade engine and narrow vision fixture provides higher lumen levels while maintaining a slim design. That makes it suitable for aesthetic integration in, for example, chiller doors, where there is no room to place a sizable lighting solution.

InteGrade LED engines have been designed to match the most common application lengths, reducing the number of components needed per installation. Yet they maintain outstanding flexibility through their modular design, so it is possible to create odd-size lighting solutions to match every project specification. Thanks to a range of engine lengths, fixtures, accessories like mounting profiles, mounting clips, power cables, and constant voltage LED drivers, the InteGrade LED system gen 3 offers maximum design flexibility and plug and play simplicity. So you can create a vast variety of innovative systems with style, modernity and functionality.



For shelf lighting

InteGrade engine value gen 3

Product specification					
Product name	Power consumption	Lumen	Color rendering index	Correlated color temperature*	Product code
	W, typical ± 20%	lm, typical ± 20%	CRI, min	K	GPC
InteGrade engine Va 140mm 930 G3	0.9	85	90	3000	929001574606
InteGrade engine Va 575mm 930 G3	3.9	380	90	3000	929001574706
InteGrade engine Va 855mm 930 G3	5.7	550	90	3000	929001574806
InteGrade engine Va 1150mm 930 G3	7.8	760	90	3000	929001574906
InteGrade engine Va 140mm 935 G3	0.8	80	90	3500	929001641006
InteGrade engine Va 575mm 935 G3	3.6	355	90	3500	929001641106
InteGrade engine Va 855mm 935 G3	5.2	510	90	3500	929001641206
InteGrade engine Va 1150mm 935 G3	7.2	710	90	3500	929001641306
InteGrade engine Va 140mm 940 G3	0.9	90	90	4000	929001575006
InteGrade engine Va 575mm 940 G3	3.9	420	90	4000	929001575106
InteGrade engine Va 855mm 940 G3	5.7	600	90	4000	929001575206
InteGrade engine Va 1150mm 940 G3	7.8	840	90	4000	929001575306
InteGrade engine Va 140mm 956 G3	1.0	105	90	5600	929001617906
InteGrade engine Va 575mm 956 G3	3.9	420	90	5600	929001618006
InteGrade engine Va 855mm 956 G3	5.8	630	90	5600	929001618106
InteGrade engine Va 1150mm 956 G3	7.8	840	90	5600	929001618206
InteGrade engine Va 140mm WWR G3	0.7	70	90	-	929001575406
InteGrade engine Va 575mm WWR G3	3.2	310	90	-	929001575506
InteGrade engine Va 855mm WWR G3	4.7	450	90	-	929001575606
InteGrade engine Va 1150mm WWR G3	6.4	620	90	-	929001575706
InteGrade engine Va 855mm XR G3	4.95	380	80	-	929001680106
InteGrade engine Va 1150mm XR G3	6.61	520	80	-	929001680206

* Correlated color temperature within 5 SDCM range
WWR: warm white red

InteGrade engine vision gen 3

Product specification					
Product name	Power consumption	Lumen	Color rendering index	Correlated color temperature*	Product code
	W, typical ± 20%	lm, typical ± 20%	CRI, min	K	GPC
InteGrade engine Vi 140mm 930 G3	1.7	170	90	3000	929001575806
InteGrade engine Vi 575mm 930 G3	7.3	750	90	3000	929001575906
InteGrade engine Vi 855mm 930 G3	10.7	1090	90	3000	929001576006
InteGrade engine Vi 1150mm 930 G3	14.6	1500	90	3000	929001576106
InteGrade engine Vi 140mm 935 G3	1.6	155	90	3500	929001641406
InteGrade engine Vi 575mm 935 G3	6.9	680	90	3500	929001641506

>>>

<<< InteGrade engine vision gen 3

Product specification					
Product name	Power consumption	Lumen	Color rendering index	Correlated color temperature*	Product code
	W, typical ± 20%	lm, typical ± 20%	CRI, min	K	GPC
InteGrade engine Vi 855mm 935 G3	10.1	990	90	3500	929001641606
InteGrade engine Vi 1150mm 935 G3	13.8	1365	90	3500	929001641706
InteGrade engine Vi 140mm 940 G3	1.7	180	90	4000	929001576206
InteGrade engine Vi 575mm 940 G3	7.3	800	90	4000	929001576306
InteGrade engine Vi 855mm 940 G3	10.7	1160	90	4000	929001576406
InteGrade engine Vi 1150mm 940 G3	14.6	1600	90	4000	929001576506
InteGrade engine Vi 140mm 956 G3	1.9	200	90	5600	929001618306
InteGrade engine Vi 575mm 956 G3	7.4	800	90	5600	929001618406
InteGrade engine Vi 855mm 956 G3	11.1	1200	90	5600	929001618506
InteGrade engine Vi 1150mm 956 G3	14.9	1600	90	5600	929001618606
InteGrade engine Vi 140mm WWR G3	1.5	150	90	-	929001576606
InteGrade engine Vi 575mm WWR G3	6.6	650	90	-	929001576706
InteGrade engine Vi 855mm WWR G3	9.7	950	90	-	929001576806
InteGrade engine Vi 1150mm WWR G3	13.2	1300	90	-	929001576906
InteGrade engine Vi 855mm XR G3	9.8	790	80	-	929001494906
InteGrade engine Vi 1150mm XR G3	13.4	1060	80	-	929001495006

* Correlated color temperature within 5 SDCM range
WWR: warm white red

For canopy lighting

InteGrade engine uniform beam value gen 3

Product specification					
Product name	Power consumption	Lumen	Color rendering index	Correlated color temperature*	Product code
	W, typical ± 20%	lm, typical ± 20%	CRI, min	K	GPC
InteGrade engine UB Va 855mm 930 G3	9.4	890	90	3000	929001603706
InteGrade engine UB Va 1150mm 930 G3	13	1200	90	3000	929001603806
InteGrade engine UB Va 855mm 940 G3	9.4	970	90	4000	929001603906
InteGrade engine UB Va 1150mm 940 G3	13	1300	90	4000	929001604006
InteGrade engine UB Va 855mm WWR G3	7.9	700	90	-	929001604106
InteGrade engine UB Va 1150mm WWR G3	11	900	90	-	929001604206

* Correlated color temperature within 5 SDCM range
WWR: warm white red

InteGrade engine uniform beam vision gen 3

Product specification					
Product name	Power consumption	Lumen	Color rendering index	Correlated color temperature*	Product code
	W, typical ± 20%	lm, typical ± 20%	CRI, min	K	GPC
InteGrade engine UB Vi 140mm 930 G3	2.6	240	90	3000	929001578506
InteGrade engine UB Vi 575mm 930 G3	10	950	90	3000	929001578606
InteGrade engine UB Vi 855mm 930 G3	15	1450	90	3000	929001578706
InteGrade engine UB Vi 1150mm 930 G3	20	1950	90	3000	929001578806
InteGrade engine UB Vi 140mm 935 G3	2.4	245	90	3500	929001642106
InteGrade engine UB Vi 575mm 935 G3	9.6	990	90	3500	929001642006
InteGrade engine UB Vi 855mm 935 G3	14.4	1500	90	3500	929001641906
InteGrade engine UB Vi 1150mm 935 G3	19.2	1975	90	3500	929001641806
InteGrade engine UB Vi 140mm 940 G3	2.6	260	90	4000	929001578906
InteGrade engine UB Vi 575mm 940 G3	10	1050	90	4000	929001579006
InteGrade engine UB Vi 855mm 940 G3	15	1600	90	4000	929001579106
InteGrade engine UB Vi 1150mm 940 G3	20	2100	90	4000	929001579206
InteGrade engine UB Vi 1150mm 956 G3	21.7	2200	90	5600	929001498206
InteGrade engine UB Vi 140mm WWR G3	1.9	175	90	-	929001579306
InteGrade engine UB Vi 575mm WWR G3	7.5	700	90	-	929001579406
InteGrade engine UB Vi 855mm WWR G3	11	1050	90	-	929001579506
InteGrade engine UB Vi 1150mm WWR G3	15	1400	90	-	929001579606
InteGrade engine UB Vi 855mm XR G3	11.3	850	80	-	929001680306
InteGrade engine UB Vi 1150mm XR G3	15.0	1150	80	-	929001680406

* Correlated color temperature within 5 SDCM range
WWR: warm white red

Suitable for:



Retail

For further information visit philips.com/technology

Philips InteGrade

For chillers with doors

InteGrade engine narrow beam value gen 3

Product specification					
Product name	Power consumption	Lumen	Color rendering index	Correlated color temperature*	Product code
	W, typical ± 20%	lm, typical ± 20%	CRI, min	K	GPC
InteGrade engine NB Va 140mm 930 G3	1.2	125	90	3000	929001577006
InteGrade engine NB Va 575mm 930 G3	4.8	500	90	3000	929001577106
InteGrade engine NB Va 1430mm 930 G3	11.9	1230	90	3000	929001577206
InteGrade engine NB Va 140mm 940 G3	1.2	130	90	4000	929001577306
InteGrade engine NB Va 575mm 940 G3	4.8	530	90	4000	929001577406
InteGrade engine NB Va 1430mm 940 G3	11.9	1300	90	4000	929001577506
InteGrade engine NB Va 140mm 956 G3	1.1	120	90	5600	929001618706
InteGrade engine NB Va 575mm 956 G3	4.3	480	90	5600	929001618806
InteGrade engine NB Va 1430mm 956 G3	10.7	1200	90	5600	929001618906
InteGrade engine NB Va 140mm WWR G3	1.3	125	90	-	929001577606
InteGrade engine NB Va 575mm WWR G3	5.1	500	90	-	929001577706
InteGrade engine NB Va 1430mm WWR G3	12.7	1230	90	-	929001577806
InteGrade engine NB Va 1430mm XR G3	12.8	1075	80	-	929001680506

* Correlated color temperature within 5 SDCM range
WWR: warm white red

InteGrade fixture narrow beam value gen 3

Product specification					
Product name	Power consumption	Lumen	Color rendering index	Correlated color temperature*	Product code
	W, typical ± 20%	lm, typical ± 20%	CRI, min	K	GPC
InteGrade F NB Va 1500mm 930 SD G3	11.7	1230	90	3000	929001577906
InteGrade F NB Va 1500mm 930 CTR G3	23.4	2460	90	3000	929001578006
InteGrade F NB Va 1500mm 940 SD G3	11.7	1300	90	4000	929001578106
InteGrade F NB Va 1500mm 940 CTR G3	23.4	2600	90	4000	929001578206
InteGrade F NB Va 1500mm 956 SD G3	10.7	1200	90	5600	929001619006
InteGrade F NB Va 1500mm 956 CTR G3	21.3	2400	90	5600	929001619106
InteGrade F NB Va 1500mm WWR SD G3	12.7	1230	90	-	929001578306
InteGrade F NB Va 1500mm WWR CTR G3	25.5	2460	90	-	929001578406
InteGrade F NB Va 1500mm XR SD G3	12.8	1075	80	-	929001680606
InteGrade F NB Va 1500mm XR CTR G3	25.7	2150	80	-	929001680706

* Correlated color temperature within 5 SDCM range
WWR: warm white red

For canopy and chillers with doors

InteGrade engine high flux gen 3

Product specification					
Product name	Power consumption	Lumen	Color rendering index	Correlated color temperature*	Product code
	W, typical ± 20%	lm, typical ± 20%	CRI, min	K	GPC
InteGrade engine HF 140mm WWR G3	4.4	375	90	-	929001622706
InteGrade engine HF 575mm WWR G3	17.5	1500	90	-	929001622806
InteGrade engine HF 1150mm WWR G3	35.1	3000	90	-	929001622906

* Correlated color temperature within 5 SDCM range
WWR: warm white red

Constant voltage drivers recommendation

Plug and play Philips constant voltage drivers

Product name	Product code (GPC)
LED transformer 60W 24VDC 120V PP	929002106080
LED transformer 60W 24VDC 220-240V PP	929002106280
LED transformer 100W 24VDC 120V PP	929002106180
LED transformer 100W 24VDC 220-240V PP	929002106380
LED transformer 150W 24VDC 220-240V PP	929002106480

Non-plug and play Philips constant voltage drivers

Product name	Product code (GPC)
LED power driver 20W 24VDC 100-240V	929000654006
LED power driver 80W 24VDC 120-240V	929001669406
LED power driver 100W 24VDC 120-240V	929001669506
LED power driver 150W 24VDC 120-240V	929002101980
LED power driver 240W 24VDC 120-240V	929002102080
LED transformer 20W 24VDC 120-277V	929002105580
LED transformer 40W 24VDC 120-277V	929002105680
LED transformer 60W 24VDC 120-277V	929002105780
LED transformer 60W 24VDC 220-240V	913710032267
LED transformer 100W 24VDC 120-277V	929002105880
LED transformer 120W 24VDC 220-240V	913710032567
LED transformer 150W 24VDC 220-240V	929002105980
Xitanium 77W 100-277V 3.2A XI077C320V024FNSIM *	929001708113
Xitanium 100W 100-277V 4.1A XI100C410V024FNSIM*	929000771913
LED driver outdoor 100W 100-240V 24V**	929000485303

* Only for NAM region

** Only for Japan

RDL track system

RDL track

RDL track 1800mm gr	929002113606
RDL track 1200mm gr	929002113706
RDL track 600mm gr	929002113806

Power cables – to connect the RDL track to the driver

InteGrade track powercable 1.5m gr	929002113906
InteGrade track powercable 1.5m gr angle	929002114006

Track cables – to connect the engines to the RDL track

InteGrade track cable M 0.7m gr angle	929002114106
InteGrade track cable 0.7m gr angle	929002114206
InteGrade track cable 0.3m transp angle	929002114306
InteGrade track cable 0.4m transp angle	929002114406
InteGrade track cable 0.5m transp angle	929002114506

Accessories	Product code (GPC)
Clips	
InteGrade mounting clip shelf arm V2	929000957806
InteGrade engine clip shelf arm G2	929001516006
InteGrade engine mounting clip G2	929001516106
InteGrade mounting clip under shelf	929000643903
InteGrade engine clip magnetic	929001624606
InteGrade mounting clip canopy	929001571106
InteGrade engine clip mullion side	929001624506
InteGrade engine clip mullion center	929001624406
InteGrade mounting clip for T style prof	929000853213
Profiles	
InteGrade profile 875mm(34")	929000643413
InteGrade profile 1175mm(46")	929000643313
InteGrade profile 2000mm(79")	929000654413
InteGrade profile 2000mm(79") F style	929000654313
InteGrade profile 2000mm(79") L style	929000654513
InteGrade prof 2000mm(79") T style CTR	929000853013
InteGrade profile 2000mm(79") T style SD	929000853113
InteGrade profile 2356mm (93") M style	929000871313
Power cables – to connect engine to driver	
InteGrade power cable 0.7m white	929001625306
InteGrade power cable 1m(39") black	929000641014
InteGrade power cable 2.5m(98") black	929000641114
InteGrade cable 1m(39") black angle	929000644614
InteGrade cable 2.5m(98") black angle	929000644814
InteGrade power cable 1m(39") white	929000645614
InteGrade power cable 1.85m white	929001625206
InteGrade power cable 2.5m(98") white	929000644514
InteGrade cable 1m(39") white angle	929000644714
InteGrade cable 2.5m(98") white angle	929000644914
InteGrade power cable 6m white	929001624806
InteGrade spacer cable 113mm white	929001625106
InteGrade spacer cable 0.3m black	929001625006
InteGrade spacer cable 0.5m black	929000645014
InteGrade spacer cable 0.5m white	929000645114
InteGrade spacer cable M 0.7m 5.5c black	929001624706
InteGrade extension cab 1.5m(59")black	929000874413
InteGrade Y cable black	929000874313
Other accessories	
InteGrade engine lock inline	929000643713
InteGrade connector	929000959106
InteGrade magnet for M style profile	929000871413
InteGrade rotational bracket	929000874613

Suitable for:



Retail

For further information visit philips.com/technology

Philips InteGrade

InteGrade LED system high flux gen 3

The InteGrade LED high flux system takes the very successful InteGrade range to a whole new level of specifications.

InteGrade LED high flux system has been designed for ultimate product visibility and superior visual display of merchandise.

The outstanding bright light distribution, combined with a miniaturized unobtrusive design, directs the customer's focus onto the products on display.

This new range offers breathtaking performance, with superb lumen and lux levels and an exceptional uniform light distribution. Revolutionary optics bring light right down to the lowest shelf at the canopy application. The InteGrade high flux is now available in premium white to combine the best of both worlds: high flux with premium white takes the product attractiveness to the ultimate level, and stimulates the desire to buy.

InteGrade LED engines have been designed to match the most common application lengths, reducing the number of components needed per installation. Yet they maintain outstanding flexibility through their modular design, so it is possible to create odd-size lighting solutions to match every project specification. Thanks to a range of engine lengths, accessories and Xitanium constant voltage LED power drivers, the InteGrade LED high flux system offers maximum design flexibility and plug and play simplicity. So you can create a vast variety of innovative systems with style, modernity and functionality. Note that InteGrade high flux engines are not stand-alone engines, and they may need to be integrated with a heatsink for thermal management to achieve 50,000 hours lifetime. The cabinet framework can be used for that. Our design-in service is available to support you.



For canopy and chillers with doors

InteGrade engine high flux gen 3

Product specification

Product name	Power consumption	Lumen	Color rendering index	Correlated color temperature*	Product code
	W, typical ± 20%	lm, typical ± 20%	CRI, min	K	GPC
InteGrade engine HF 140mm WWR G3	4.4	375	90	-	929001622706
InteGrade engine HF 575mm WWR G3	17.5	1500	90	-	929001622806
InteGrade engine HF 1150mm WWR G3	35.1	3000	90	-	929001622906

* Correlated color temperature within 5 SDCM range

WWR: warm white red

Note: InteGrade high flux engines are not standalone engines and they might need to be integrated with a heatsink for thermal management and to achieve 50,000 hours lifetime.

Suitable for:



Retail

For further information visit philips.com/technology

InteGrade engine high flux premium white gen 3

Product specification

Product name	Power consumption	Lumen	Color rendering index	Correlated color temperature*	Product code
	W, typical ± 20%	lm, typical ± 20%	CRI, typical	K	GPC
InteGrade engine HF 140mm 930 PW G3	4.4	400	93	3000	929001605606
InteGrade engine HF 575mm 930 PW G3	17.5	1575	93	3000	929001605706
InteGrade engine HF 1150mm 930 PW G3	34.9	3150	93	3000	929001605806
InteGrade engine HF 140mm 940 PW G3	4	400	93	4000	929001605906
InteGrade engine HF 575mm 940 PW G3	16.1	1575	93	4000	929001606006
InteGrade engine HF 1150mm 940 PW G3	32.2	3150	93	4000	929001606106

* Correlated color temperature within 5 SDCM range

PW: premium white

Note: InteGrade high flux engines are not standalone engines and they might need to be integrated with a heatsink for thermal management and to achieve 50,000 hours lifetime.

Constant voltage drivers recommendation

Plug and play Philips constant voltage drivers

Product name	Product code (GPC)
LED transformer 60W 24VDC 120V PP	929002106080
LED transformer 60W 24VDC 220-240V PP	929002106280
LED transformer 100W 24VDC 120V PP	929002106180
LED transformer 100W 24VDC 220-240V PP	929002106380
LED transformer 150W 24VDC 220-240V PP	929002106480

Non-plug and play Philips constant voltage drivers

Product name	Product code (GPC)
LED power driver 20W 24VDC 100-240V	929000654006
LED power driver 80W 24VDC 120-240V	929001669406
LED power driver 100W 24VDC 120-240V	929001669506
LED power driver 150W 24VDC 120-240V	929002101980
LED power driver 240W 24VDC 120-240V	929002102080
LED transformer 20W 24VDC 120-277V	929002105580
LED transformer 40W 24VDC 120-277V	929002105680
LED transformer 60W 24VDC 120-277V	929002105780
LED transformer 60W 24VDC 220-240V	913710032267
LED transformer 100W 24VDC 120-277V	929002105880
LED transformer 120W 24VDC 220-240V	913710032567
LED transformer 150W 24VDC 220-240V	929002105980
Xitanium 77W 100-277V 3.2A XI077C320V024FNS1M *	929001708113
Xitanium 100W 100-277V 4.1A XI100C410V024FNS1M*	929000771913
LED driver outdoor 100W 100-240V 24V**	929000485303

* Only for NAM region

** Only for Japan

Accessories

Accessories	Product code (GPC)
InteGrade power cable 1m(39") black	929000641014
InteGrade power cable 2.5m(98") black	929000641114
InteGrade cable 1m(39") black angle	929000644614
InteGrade power cable 1m(39") white	929000645614
InteGrade power cable 2.5m(98") white	929000644514
InteGrade cable 1m(39") white angle	929000644714
InteGrade engine lock inline	929000643713
InteGrade connector	929000959106

Suitable for:



Retail

For further information visit philips.com/technology

Philips Fortimo LEDFlex

Philips Fortimo LEDFlex system gen 1

The new Fortimo LEDFlex is designed for built-in applications to provide a sleek look and feel in stores for the ultimate shopping experience.

Superior performance

Fortimo LEDFlex combines an optimized color spectrum for enhanced white performance and astonishingly lively rich colors to deliver an outstanding shopping experience. Create the ultimate look and feel for your store in combination with Philips premium white spotlighting solutions. What's more, Fortimo LEDFlex offers state-of-art efficacy up to 152 lm/W for low energy consumption, and the 50,000 hours lifetime offers peace of mind and lower maintenance costs.

Maximum design flexibility

Fortimo LEDFlex provides high design freedom through cut options every 5 and 10 cms, and plug and play simplicity thanks to Fortimo LEDFlex accessories for no-tool handling and connection. Mounting is made simple, reliable and robust thanks to the best self-adhesive 3M tape, providing a sturdy mount to any surface.

True system proposition

Full system solution in a range of combinations with Philips constant voltage drivers and a variety of accessories. A 5-year Philips warranty is available.



Fortimo LEDFlex 5 m C10 gen 1

Product specification

Product name	Power consumption	Lumen	Color rendering index	Correlated color temperature*	Product code
	W, typical ± 20%	lm, typical ± 20%	CRI, typical	K	GPC
Fortimo LEDFlex 5m 1000lm/m 830 C10 G1	7.1	1000	80	3000	929001490880
Fortimo LEDFlex 5m 1000lm/m 840 C10 G1	6.6	1000	80	4000	929001490980
Fortimo LEDFlex 5m 1000lm/m 827 C10 G1	7.4	1000	80	2700	929001491080
Fortimo LEDFlex 5m 1000lm/m 865 C10 G1	6.6	1000	80	6500	929001491180
Fortimo LEDFlex 5m 1500lm/m 830 C10 G1	10.9	1500	80	3000	929001491280
Fortimo LEDFlex 5m 1500lm/m 840 C10 G1	10.0	1500	80	4000	929001491380
Fortimo LEDFlex 5m 1500lm/m 827 C10 G1	11.2	1500	80	2700	929001491480
Fortimo LEDFlex 5m 1500lm/m 865 C10 G1	10.0	1500	80	6500	929001491580
Fortimo LEDFlex 5m 2000lm/m 830 C10 G1	14.9	2000	80	3000	929001491680
Fortimo LEDFlex 5m 2000lm/m 840 C10 G1	13.8	2000	80	4000	929001491780
Fortimo LEDFlex 5m 2000lm/m 827 C10 G1	15.6	2000	80	2700	929001491880
Fortimo LEDFlex 5m 2000lm/m 865 C10 G1	13.8	2000	80	6500	929001491980
Fortimo LEDFlex 5m 2500lm/m 830 C10 G1	18.9	2500	80	3000	929001492080
Fortimo LEDFlex 5m 2500lm/m 840 C10 G1	17.6	2500	80	4000	929001492180
Fortimo LEDFlex 5m 2500lm/m 865 C10 G1	19.9	2500	80	2700	929001492280
Fortimo LEDFlex 5m 2500lm/m 865 C10 G1	17.6	2500	80	6500	929001492380

* Correlated color temperature within 5 SDCM range



Fortimo LEDFlex 50 m C10 gen 1

Product specification

Product name	Power consumption	Lumen	Color rendering index	Correlated color temperature*	Product code
	W, typical ± 20%	lm, typical ± 20%	CRI, typical	K	GPC
Fortimo LEDFlex 50m 1000lm/m 830 C10 G1	7.1	1000	80	3000	929001493280
Fortimo LEDFlex 50m 1000lm/m 840 C10 G1	6.6	1000	80	4000	929001493380
Fortimo LEDFlex 50m 1500lm/m 830 C10 G1	10.9	1500	80	3000	929001493480
Fortimo LEDFlex 50m 1500lm/m 840 C10 G1	10.0	1500	80	4000	929001493580
Fortimo LEDFlex 50m 2000lm/m 830 C10 G1	14.9	2000	80	3000	929001493680
Fortimo LEDFlex 50m 2000lm/m 840 C10 G1	13.8	2000	80	4000	929001493780
Fortimo LEDFlex 50m 2500lm/m 830 C10 G1	18.9	2500	80	3000	929001493880
Fortimo LEDFlex 50m 2500lm/m 840 C10 G1	17.6	2500	80	4000	929001493980



Fortimo LEDFlex 5 m C5 gen 1

Product specification

Product name	Power consumption	Lumen	Color rendering index	Correlated color temperature*	Product code
	W, typical ± 20%	lm, typical ± 20%	CRI, typical	K	GPC
Fortimo LEDFlex 5m 1000lm/m 930PW C5 G1	8.2	1000	90	3000	929001489280
Fortimo LEDFlex 5m 1000lm/m 940PW C5 G1	7.6	1000	90	4000	929001489380
Fortimo LEDFlex 5m 1000lm/m 927 C5 G1	8.6	1000	90	2700	929001489480
Fortimo LEDFlex 5m 1000lm/m 965 C5 G1	7.6	1000	90	6500	929001489580
Fortimo LEDFlex 5m 1500lm/m 930PW C5 G1	12.6	1500	90	3000	929001489680
Fortimo LEDFlex 5m 1500lm/m 940PW C5 G1	11.8	1500	90	4000	929001489780
Fortimo LEDFlex 5m 1500lm/m 927 C5 G1	13.2	1500	90	2700	929001489880
Fortimo LEDFlex 5m 1500lm/m 965 C5 G1	11.8	1500	90	6500	929001489980
Fortimo LEDFlex 5m 2000lm/m 930PW C5 G1	17.1	2000	90	3000	929001490080
Fortimo LEDFlex 5m 2000lm/m 940PW C5 G1	16.0	2000	90	4000	929001490180
Fortimo LEDFlex 5m 2000lm/m 927 C5 G1	18.0	2000	90	2700	929001490280
Fortimo LEDFlex 5m 2000lm/m 965 C5 G1	16.0	2000	90	6500	929001490380
Fortimo LEDFlex 5m 2500lm/m 930PW C5 G1	21.2	2500	90	3000	929001490480
Fortimo LEDFlex 5m 2500lm/m 940PW C5 G1	20.0	2500	90	4000	929001490580
Fortimo LEDFlex 5m 2500lm/m 927 C5 G1	22.5	2500	90	2700	929001490680
Fortimo LEDFlex 5m 2500lm/m 965 C5 G1	20.0	2500	90	6500	929001490780



Fortimo LEDFlex 50 m C5 gen 1

Product specification

Product name	Power consumption	Lumen	Color rendering index	Correlated color temperature*	Product code
	W, typical ± 20%	lm, typical ± 20%	CRI, typical	K	GPC
Fortimo LEDFlex 50m 1000lm/m 930PW C5 G1	8.2	1000	90	3000	929001492480
Fortimo LEDFlex 50m 1000lm/m 940PW C5 G1	7.6	1000	90	4000	929001492580
Fortimo LEDFlex 50m 1500lm/m 930PW C5 G1	12.6	1500	90	3000	929001492680
Fortimo LEDFlex 50m 1500lm/m 940PW C5 G1	11.8	1500	90	4000	929001492780
Fortimo LEDFlex 50m 2000lm/m 930PW C5 G1	17.1	2000	90	3000	929001492880
Fortimo LEDFlex 50m 2000lm/m 940PW C5 G1	16.0	2000	90	4000	929001492980
Fortimo LEDFlex 50m 2500lm/m 930PW C5 G1	21.2	2500	90	3000	929001493080
Fortimo LEDFlex 50m 2500lm/m 940PW C5 G1	20.0	2500	90	4000	929001493180

Constant voltage drivers recommendation

Philips constant voltage drivers

Product name	Product code (GPC)
LED power driver 20W 24VDC 100-240V	929000654006
LED power driver 80W 24VDC 120-240V	929001669406
LED power driver 100W 24VDC 120-240V	929001669506
LED power driver 150W 24VDC 120-240V	929002101980
LED power driver 240W 24VDC 120-240V	929002102080
LED transformer 20W 24VDC 120-277V	929002105580
LED transformer 40W 24VDC 120-277V	929002105680
LED transformer 60W 24VDC 120-277V	929002105780
LED transformer 60W 24VDC 220-240V	913710032267
LED transformer 100W 24VDC 120-277V	929002105880
LED transformer 120W 24VDC 220-240V	913710032567
LED transformer 150W 24VDC 220-240V	929002105980
LED transformer 150W IP67 24VDC 220-240V	929001485580
LED transformer 300W IP67 24VDC 220-240V	929001485680
CertaDrive LED transformer 30W 24VDC	929002146280
CertaDrive LED transformer 60W 24VDC	929002146380
CertaDrive LED transformer 120W 24VDC	929002146480
CertaDrive LED transformer 180W 24VDC	929002146580
CertaDrive 35W 24VDC 220-240V	929001424006
CertaDrive 60W 24VDC 220-240V	929001424106
CertaDrive 100W 24VDC 220-240V	929001424206
CertaDrive 120W 24VDC 220-240V	929001424306
Xitanium 77W 100-277V 3.2A XI077C320V024FNS1M *	929001708113
Xitanium 100W 100-277V 4.1A XI100C410V024FNS1M*	929000771913
LED driver outdoor 100W 100-240V 24V**	929000485303

* Only for NAM region

** Only for Japan

Accessories

Accessories	Product code (GPC)
Fortimo LEDFlex connector wire250mm-PCB	929001495880
Fortimo LEDFlex connector wire500mm-PCB	929001495980
Fortimo LEDFlex connector wire2000mm-PCB	929001496080
Fortimo LEDFlex connector PCB-PCB	929001496180
Fortimo LEDFlex cornerconnect wire60mm	929001496280
Fortimo LEDFlex cornerconnect wire150mm	929001496380

Suitable for:



Hospitality Retail

For further information visit philips.com/technology

Philips CertaFlux



Philips CertaFlux RDL LED system gen 1

Discount and price-fighter retail chains focus on costs. They leverage purchasing power to deliver value, and the customer expects affordable prices and a functional shopping experience. The lighting must support this image, which is where our CertaFlux RDL portfolio comes in. It has established itself as an energy-efficient way to deliver the quality of light this cost-sensitive retail sector is looking for, especially in cooler and shelf applications.

The CertaFlux RDL portfolio is optimized for standard applications lengths with options for main cooler applications. A carefully-selected range of accessories is also available including glare shields, mounting clips and cables.

The quality of light and performance are everything a retail discounter needs. With a CRI of >80 and a lumen efficacy up to 120 lm/W, CertaFlux RDL illuminates products with a uniform, attractive light. What's more, the LEDs have minimal output degradation and color shift over time, so the light remains consistent throughout their long service life.

For shelf lighting



CertaFlux RDL shelf gen 1

Product specification					
Product name	Power consumption	Lumen	Color rendering index	Correlated color temperature*	Product code
	W, typical ± 20%	lm, typical -10% +20%	CRI, min	K	GPC
CertaFlux RDL shelf 575mm 830 G1	3	370	80	3000	929001665006
CertaFlux RDL shelf 855mm 830 G1	4.7	550	80	3000	929001665106
CertaFlux RDL shelf 1150mm 830 G1	6.2	740	80	3000	929001665206
CertaFlux RDL shelf 575mm 835 G1	3	370	80	3500	929001665306
CertaFlux RDL shelf 855mm 835 G1	4.7	550	80	3500	929001665406
CertaFlux RDL shelf 1150mm 835 G1	6.2	740	80	3500	929001665506
CertaFlux RDL shelf 575mm 840 G1	3	370	80	4000	929001665606
CertaFlux RDL shelf 855mm 840 G1	4.7	550	80	4000	929001665706
CertaFlux RDL shelf 1150mm 840 G1	6.2	740	80	4000	929001665806
CertaFlux RDL shelf 575mm MC G1	3	278	80	-	929001665906
CertaFlux RDL shelf 855mm MC G1	4.7	413	80	-	929001666006
CertaFlux RDL shelf 1150mm MC G1	6.2	555	80	-	929001666106

* Correlated color temperature within 5 SDCM range
MC: meat color

For canopy lighting



CertaFlux RDL canopy gen 1

Product specification					
Product name	Power consumption	Lumen	Color rendering index	Correlated color temperature*	Product code
	W, typical ± 20%	lm, typical -10% +20%	CRI, min	K	GPC
CertaFlux RDL canopy 575mm 830 G1	8.6	1000	80	3000	929001667406
CertaFlux RDL canopy 855mm 830 G1	12.9	1500	80	3000	929001667506
CertaFlux RDL canopy 1150mm 830 G1	17.2	2000	80	3000	929001667606
CertaFlux RDL canopy 575mm 835 G1	8.6	1000	80	3500	929001667706
CertaFlux RDL canopy 855mm 835 G1	12.9	1500	80	3500	929001667806
CertaFlux RDL canopy 1150mm 835 G1	17.2	2000	80	3500	929001667906
CertaFlux RDL canopy 575mm 840 G1	8.6	1000	80	4000	929001668006
CertaFlux RDL canopy 855mm 840 G1	12.9	1500	80	4000	929001668106
CertaFlux RDL canopy 1150mm 840 G1	17.2	2000	80	4000	929001668206
CertaFlux RDL canopy 575mm MC G1	8.6	700	80	-	929001668306
CertaFlux RDL canopy 855mm MC G1	12.9	1050	80	-	929001668406
CertaFlux RDL canopy 1150mm MC G1	17.2	1400	80	-	929001668506

* Correlated color temperature within 5 SDCM range
MC: meat color

Suitable for:



Retail

For further information visit philips.com/technology

For chillers with doors



CertaFlux RDL vertical with glareshield gen 1

Product specification					
Product name	Power consumption	Lumen	Color rendering index	Correlated color temperature*	Product code
	W, typical ± 20%	lm, typical -10% +20%	CRI, min	K	GPC
CertaFlux RDL vrt 1500mm 830 SD WGS G1	9.4	1155	80	3000	929001666206
CertaFlux RDL vrt 1500mm 830 CTR WGS G1	19.8	2420	80	3000	929001666506
CertaFlux RDL vrt 1500mm 840 SD WGS G1	9.4	1155	80	4000	929001666306
CertaFlux RDL vrt 1500mm 840 CTR WGS G1	19.8	2420	80	4000	929001666606
CertaFlux RDL vrt 1500mm MC SD WGS G1	12.8	1090	80	-	929001666406
CertaFlux RDL vrt 1500mm MC CTR WGS G1	26.5	2260	80	-	929001666706
CertaFlux RDL vrt 1650mm 830 SD WGS G1	10.8	1270	80	3000	929001666806
CertaFlux RDL vrt 1650mm 830 CTR WGS G1	21.6	2640	80	3000	929001667106
CertaFlux RDL vrt 1650mm 840 SD WGS G1	10.8	1270	80	4000	929001666906
CertaFlux RDL vrt 1650mm 840 CTR WGS G1	21.6	2640	80	4000	929001667206
CertaFlux RDL vrt 1650mm MC SD WGS G1	14.2	1200	80	-	929001667006
CertaFlux RDL vrt 1650mm MC CTR WGS G1	28.9	2480	80	-	929001667306

* Correlated color temperature within 5 SDCM range
MC: meat color

Constant voltage drivers recommendation

Plug and play Philips constant voltage drivers

Product name	Product code (GPC)
LED transformer 60W 24VDC 120V PP	929002106080
LED transformer 60W 24VDC 220-240V PP	929002106280
LED transformer 100W 24VDC 120V PP	929002106180
LED transformer 100W 24VDC 220-240V PP	929002106380
LED transformer 150W 24VDC 220-240V PP	929002106480

Non-plug and play Philips constant voltage drivers

Product name	Product code (GPC)
LED power driver 20W 24VDC 100-240V	929000654006
LED power driver 80W 24VDC 120-240V	929001669406
LED power driver 100W 24VDC 120-240V	929001669506
LED power driver 150W 24VDC 120-240V	929002101980
LED power driver 240W 24VDC 120-240V	929002102080
LED transformer 20W 24VDC 120-277V	929002105580
LED transformer 40W 24VDC 120-277V	929002105680
LED transformer 60W 24VDC 120-277V	929002105780
LED transformer 60W 24VDC 220-240V	913710032267
LED transformer 100W 24VDC 120-277V	929002105880
LED transformer 120W 24VDC 220-240V	913710032567
LED transformer 150W 24VDC 220-240V	929002105980
CertaDrive LED transformer 30W 24VDC	929002146280
CertaDrive LED transformer 60W 24VDC	929002146380
CertaDrive LED transformer 120W 24VDC	929002146480
CertaDrive LED transformer 180W 24VDC	929002146580
CertaDrive 35W 24VDC 220-240V	929001424006
CertaDrive 60W 24VDC 220-240V	929001424106
CertaDrive 100W 24VDC 220-240V	929001424206
CertaDrive 120W 24VDC 220-240V	929001424306
Xitanium 77W 100-277V 3.2A XI077C320V024FNS1M*	929001708113
Xitanium 100W 100-277V 4.1A XI100C410V024FNS1M*	929000771913
LED driver outdoor 100W 100-240V 24V**	929000485303

* Only for NAM region
** Only for Japan

RDL track system

RDL track

RDL track 1800mm gr	929002113606
RDL track 1200mm gr	929002113706
RDL track 600mm gr	929002113806

Power cables – to connect the RDL track to the driver

InteGrade track powercable 1.5m gr	929002113906
InteGrade track powercable 1.5m gr angle	929002114006

Track cables – to connect the engines to the RDL track

InteGrade track cable M 0.7m gr angle	929002114106
InteGrade track cable 0.7m gr angle	929002114206
InteGrade track cable 0.3m transp angle	929002114306
InteGrade track cable 0.4m transp angle	929002114406
InteGrade track cable 0.5m transp angle	929002114506

Suitable for:



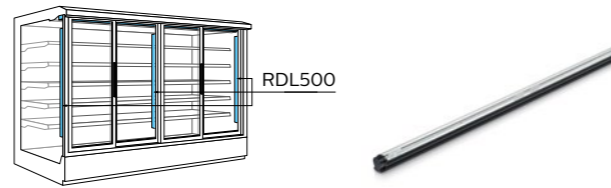
Retail

For further information visit philips.com/technology

Philips PrimeSet

Philips PrimeSet RDL 500/510 LED system gen 1

Our LED lighting for freezer cases is a sustainable and energy-efficient way to create an enjoyable shopping experience for customers – while at the same time supporting retailers' brand values. RDL500 and RDL510 modules can be vertically integrated in full-height, glass-door refrigeration cabinets.



RDL500

Value

Product specification

Product name	Power consumption	Lumen	Color rendering index	Correlated color temperature*	Product code
	W, typical ± 20%	lm, typical ± 20%	CRI, typical	K	GPC
PrimeSet RDL 500 1200 mm (47") 841 G1	7.9	900	85	4100	929000891106
PrimeSet RDL 500 1200 mm (47") 856 G1	9	1000	85	5600	929000891006
PrimeSet RDL 500 1500 mm (59") 841 G1	9.9	1200	85	4100	929000890706
PrimeSet RDL 500 1500 mm (59") 856 G1	11.7	1300	85	5600	929000890606
PrimeSet RDL 500 1700 mm (67") 841 G1	11	1300	85	4100	929000890306
PrimeSet RDL 500 1700 mm (67") 856 G1	12.9	1400	85	5600	929000890206

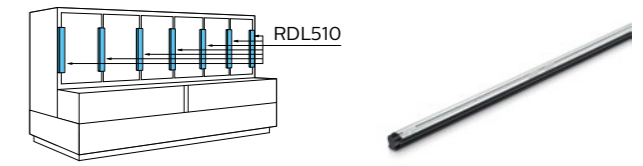
* Correlated color temperature within 5 SDCM range

Vision

Product specification

Product name	Power consumption	Lumen	Color rendering index	Correlated color temperature*	Product code
	W, typical ± 20%	lm, typical ± 20%	CRI, typical	K	GPC
PrimeSet RDL 500 Vision 1200 mm (47") 841 G1	15.4	1900	85	4100	929001501806
PrimeSet RDL 500 Vision 1200 mm (47") 856 G1	17	2000	85	5600	929001501906
PrimeSet RDL 500 Vision 1500 mm (59") 841 G1	19.4	2200	85	4100	929000934106
PrimeSet RDL 500 Vision 1500 mm (59") 856 G1	22	2400	85	5600	929000934006
PrimeSet RDL 500 Vision 1700 mm (67") 841 G1	21.9	2500	85	4100	929000933906
PrimeSet RDL 500 Vision 1700 mm (67") 856 G1	24.7	2700	85	5600	929000933806

* Correlated color temperature within 5 SDCM range



RDL510

Vision

Product specification

Product name	Power consumption	Lumen	Color rendering index	Correlated color temperature*	Product code
	W, typical ± 20%	lm, typical ± 20%	CRI, typical	K	GPC
PrimeSet RDL 510 Vision 750 mm (30") 841 G1	9.3	1100	85	4100	929000934506
PrimeSet RDL 510 Vision 750 mm (30") 856 G1	10.2	1200	85	5600	929000934406
PrimeSet RDL 510 Vision 850 mm (33") 841 G1	10.8	1300	85	4100	929001502006
PrimeSet RDL 510 Vision 850 mm (33") 856 G1	12	1400	85	5600	929001502106
PrimeSet RDL 510 Vision 950 mm (37") 841 G1	11.8	1400	85	4100	929000934306
PrimeSet RDL 510 Vision 950 mm (37") 856 G1	12.9	1500	85	5600	929000934206

* Correlated color temperature within 5 SDCM range

Constant voltage drivers recommendation

Philips constant voltage drivers

Product name	Product code (GPC)
LED power driver 20W 24VDC 100-240V	929000654006
LED power driver 80W 24VDC 120-240V	929001669406
LED power driver 100W 24VDC 120-240V	929001669506
LED power driver 150W 24VDC 120-240V	929002101980
LED power driver 240W 24VDC 120-240V	929002102080
LED transformer 20W 24VDC 120-277V	929002105580
LED transformer 40W 24VDC 120-277V	929002105680
LED transformer 60W 24VDC 120-277V	929002105780
LED transformer 60W 24VDC 220-240V	913710032267
LED transformer 100W 24VDC 120-277V	929002105880
LED transformer 120W 24VDC 220-240V	913710032567
LED transformer 150W 24VDC 220-240V	929002105980
Xitanium 77W 100-277V 3.2A XI077C320V024FNS1M *	929001708113
Xitanium 100W 100-277V 4.1A XI100C410V024FNS1M*	929000771913
LED driver outdoor 100W 100-240V 24V**	929000485303

* Only for NAM region

** Only for Japan

Accessories

Profiles	Product code (GPC)
PrimeSet RDL-mount prof CTR 750mm	929000894006
PrimeSet RDL-mount prof CTR 850mm	929001507306
PrimeSet RDL-mount prof CTR 950mm	929000894106
PrimeSet RDL-mount prof CTR 1200mm	929000894206
PrimeSet RDL-mount prof CTR 1500mm	929000894306
PrimeSet RDL-mount prof CTR 1700mm	929000894406
PrimeSet RDL-mount prof SD 750mm	929000894706
PrimeSet RDL-mount prof SD 850mm	929001507406
PrimeSet RDL-mount prof SD 950mm	929000894806
PrimeSet RDL-mount prof SD 1200mm	929000894906
PrimeSet RDL-mount prof SD 1500mm	929000895006
PrimeSet RDL-mount prof SD 1700mm	929000895106
PrimeSet RDL-mount prof CTR 1200mm-47" B*	929000897706
PrimeSet RDL-mount prof CTR 1500mm-59" B*	929000894506
PrimeSet RDL-mount prof CTR 1700mm-67" B*	929000894606
PrimeSet RDL-mount prof SD 1200mm-47" B*	929000897806
PrimeSet RDL-mount prof SD 1500mm-59" B*	929000895206
PrimeSet RDL-mount prof SD 1700mm-67" B*	929000895306

Power cables - to connect engine to driver

PrimeSet RDL - centre cable 1m (39") B	929000892706
PrimeSet RDL - side cable 1m (39") B	929000892806
PrimeSet RDL - centre cable 2.5m (98") B	929000957206
PrimeSet RDL - side cable 2.5m (98") B	929000957306

* Only for NAM region

Suitable for:



Retail

For further information visit philips.com/technology

Philips InteGrade S

Philips InteGrade S LED system gen 1

InteGrade S is a symmetric modular platform offering quality of light and performance that retail stores need for serve-over counters. With a CRI of >95 and a lumen efficacy of up to 125 lm/W, it illuminates the merchandise on display with an attractive, uniform light. Thanks to its minimized, slim design, the InteGrade S system enables transparent serve-overs attracting customers' attention towards merchandise.



Value

Product specification

Product name	Power consumption	Lumen	Color rendering index	Correlated color temperature*	Product code
	W, typical ± 20%	lm, typical ± 20%	CRI, typical	K	GPC
InteGrade S WB Va 850mm 940 PW G1	9.5	1150	95	4000	929002131706
InteGrade S WB Va 1175mm 940 PW G1	12.9	1600	95	4000	929002131906
InteGrade S WB Va 850mm 956 G1	9.5	1180	90	5600	929002131806
InteGrade S WB Va 1175mm 956 G1	12.9	1620	90	5600	929002132006

* Correlated color temperature within 5 SDCM range

Vision

Product specification

Product name	Power consumption	Lumen	Color rendering index	Correlated color temperature*	Product code
	W, typical ± 20%	lm, typical ± 20%	CRI, typical	K	GPC
InteGrade S WB Vi 130mm 930 PW G1	2.2	250	95	3000	929002170306
InteGrade S WB Vi 250mm 930 PW G1	4.2	480	95	3000	929002130606
InteGrade S WB Vi 850mm 930 PW G1	14.4	1640	95	3000	929002131006
InteGrade S WB Vi 1175mm 930 PW G1	19.6	2250	95	3000	929002131406
InteGrade S WB Vi 130mm 940 PW G1	2.2	260	95	4000	929002170206
InteGrade S WB Vi 250mm 940 PW G1	4.2	510	95	4000	929002130506
InteGrade S WB Vi 850mm 940 PW G1	14.4	1730	95	4000	929002130906
InteGrade S WB Vi 1175mm 940 PW G1	19.6	2370	95	4000	929002131306
InteGrade S WB Vi 130mm WWR G1	1.6	170	90	-	929002170406
InteGrade S WB Vi 250mm WWR G1	3.2	340	90	-	929002130706
InteGrade S WB Vi 850mm WWR G1	10.6	1130	90	-	929002131106
InteGrade S WB Vi 1175mm WWR G1	14.4	1540	90	-	929002131506

* Correlated color temperature within 5 SDCM range

Constant voltage drivers recommendation

Philips constant voltage drivers

Product name	Product code (GPC)
LED power driver 20W 24VDC 100-240V	929000654006
LED power driver 80W 24VDC 120-240V	929001669406
LED power driver 100W 24VDC 120-240V	929001669506
LED power driver 150W 24VDC 120-240V	929002101980
LED power driver 240W 24VDC 120-240V	929002102080
LED transformer 20W 24VDC 120-277V	929002105580
LED transformer 40W 24VDC 120-277V	929002105680
LED transformer 60W 24VDC 120-277V	929002105780
LED transformer 60W 24VDC 220-240V	913710032267
LED transformer 100W 24VDC 120-277V	929002105880
LED transformer 120W 24VDC 220-240V	913710032567
LED transformer 150W 24VDC 220-240V	929002105980
Xitanium 77W 100-277V 3.2A XI077C320V024FNS1M *	929001708113
Xitanium 100W 100-277V 4.1A XI100C410V024FNS1M*	929000771913
LED driver outdoor 100W 100-240V 24V**	929000485303

* Only for NAM region
** Only for Japan

Accessories

Accessories	Product code (GPC)
InteGrade S daisychain clip	929002132206
InteGrade S mounting clip	929002132106
InteGrade S mounting profile 900mm	929002132306
InteGrade S mounting profile 1200mm	929002132406

Suitable for:



Retail

For further information visit philips.com/technology

Constant voltage LED drivers

Our constant voltage LED drivers are designed as 24 VDC LED solutions for use in applications such as refrigerator display lighting, retail display lighting and linear accent lighting. They are specifically designed to ensure the highest performance with maximum robustness combined with a long lifetime for operation with 24 VDC LED modules, flexible LED strips and other LED applications that require 24 VDC constant voltage.



LED power drivers

Philips constant voltage LED power drivers are built-in drivers specifically designed to ensure the highest performance with maximum robustness combined with a long lifetime.

Product specification

Product name	Nominal voltage	Mains frequency	Dimensions	Nominal output voltage	Nominal output power	Ambient temperature range	Protection class	IP rated	Product code
	Vac	Hz	HxWxL (mm)	VDC	W	°C			GPC
LED power driver 20W 24VDC 100-240V	100-240	0/50/60	25x37x140	24	20	-30...+40	II	56	929000654006
LED power driver 80W 24VDC 120-240V	120-240	0/50/60	30x43.1x241.3	24	80	-30...+60	I/II	20	929001669406
LED power driver 100W 24VDC 120-240V	120-240	0/50/60	30x43.1x241.3	24	100	-30...+60	I/II	20	929001669506
LED power driver 150W 24VDC 120-240V	120-240	0/50/60	34x60x230	24	150	-30...+60	I/II	20	929002101980
LED power driver 240W 24VDC 120-240V	120-240	0/50/60	37.5x70x240	24	240	-30...+60	I/II	20	929002102080

update



LED transformers

Philips constant voltage LED transformers are independent drivers specifically designed for indoor applications to ensure the highest performance with maximum robustness combined with a long lifetime.

Product specification

Product name	Nominal voltage	Mains frequency	Dimensions	Nominal output voltage	Nominal output power	Ambient temperature range	Protection class	IP rated	Product code
	Vac	Hz	HxWxL (mm)	VDC	W	°C			GPC
LED transformer 20W 24VDC 120-277V	120-277	0/50/60	30x40x150	24	20	-20...+45	I/II	20	929002105580
LED transformer 40W 24VDC 120-277V	120-277	0/50/60	30x40x210	24	40	-20...+45	I/II	20	929002105680
LED transformer 60W 24VDC 120-277V	120-277	0/50/60	30x40x250	24	60	-20...+45	I/II	20	929002105780
LED transformer 60W 24VDC 220-240V	220-240	0/50/60	30x52.8x180	24	60	-20...+45	I/II	20	913710032267
LED transformer 100W 24VDC 120-277V	120-277	0/50/60	30x40x310	24	96	-20...+45	I/II	20	929002105880
LED transformer 120W 24VDC 220-240V	220-240	0/50/60	30x40x300	24	120	-20...+45	I/II	20	913710032567
LED transformer 150W 24VDC 220-240V	220-240	0/50/60	30x40x310	24	150	-20...+45	I/II	20	929002105980
LED transformer 60W 24VDC 120V PP	120	0/50/60	30x40x250	24	60	-20...+45	I/II	20	929002106080
LED transformer 60W 24VDC 220-240V PP	220-240	0/50/60	30x40x250	24	60	-20...+45	I/II	20	929002106280
LED transformer 100W 24VDC 120V PP	120	0/50/60	30x40x310	24	96	-20...+45	I/II	20	929002106180
LED transformer 100W 24VDC 220-240V PP	220-240	0/50/60	30x40x310	24	96	-20...+45	I/II	20	929002106380
LED transformer 150W 24VDC 220-240V PP	220-240	0/50/60	30x40x310	24	150	-20...+45	I/II	20	929002106480

update

CertaDrive LED transformer

Philips CertaDrive LED transformers are built-in drivers specifically designed for indoor applications to enable lowest initial cost with required performance.

Product specification

Product name	Nominal voltage	Mains frequency	Dimensions	Nominal output voltage	Nominal output power	Ambient temperature range	Protection class	IP rated	Product code
	Vac	Hz	HxWxL (mm)	VDC	W	°C			GPC
CertaDrive LED transformer 30W 24VDC	220-240	0/50/60	28x40x150	24	30	-20...+50	I/II	20	929002146280
CertaDrive LED transformer 60W 24VDC	220-240	0/50/60	32x40x211	24	60	-20...+50	I/II	20	929002146380
CertaDrive LED transformer 120W 24VDC	220-240	0/50/60	32x40x280	24	120	-20...+50	I/II	20	929002146480
CertaDrive LED transformer 180W 24VDC	220-240	0/50/60	35x45x300	24	180	-20...+50	I/II	20	929002146580

update

Suitable for:



Retail

For further information visit philips.com/technology



CertaDrive LED drivers

Philips constant voltage Certadriver drivers are built-in drivers specifically designed for indoor applications to enable lowest initial cost with required performance.

Product specification

Product name	Nominal voltage	Mains frequency	Dimensions	Nominal output voltage	Nominal output power	Ambient temperature range	Protection class	IP rated	Product code
	Vac	Hz	HxWxL (mm)	VDC	W	°C			GPC
CertaDrive 35W 24VDC 220-240V	220-240	0/50/60	28x40x150	24	35	-20...+50	I/II	40	929001424006
CertaDrive 60W 24VDC 220-240V	220-240	0/50/60	32x52x180	24	60	-20...+50	I/II	40	929001424106
CertaDrive 100W 24VDC 220-240V	220-240	0/50/60	32x40x280	24	100	-20...+50	I/II	40	929001424206
CertaDrive 120W 24VDC 220-240V	220-240	0/50/60	34x40x280	24	120	-20...+50	I/II	40	929001424306



IP67 LED transformers

Philips constant voltage IP67 LED transformers are independent drivers specifically designed for outdoor applications to ensure the highest performance with maximum robustness combined with a long lifetime.

Product specification

Product name	Nominal voltage	Mains frequency	Dimensions	Nominal output voltage	Nominal output power	Ambient temperature range	Protection class	IP rated	Product code
	Vac	Hz	HxWxL (mm)	VDC	W	°C			GPC
LED transformer 150W IP67 24VDC 220-240V	220-240	0/50/60	45x68x250	24	150	-40...+55	I	67	929001485580
LED transformer 300W IP67 24VDC 220-240V	220-240	0/50/60	45x68x250	24	300	-40...+50	I	67	929001485680



Dimmable LED transformers with DALI 2.0 control interface and Touch and Dim interface

Philips constant voltage DALI LED transformers are independent drivers designed to operate 24 VDC LED solutions with PWM frequency above 2 kHz, DALI 2.0 control interface and Touch and Dim interface used in indoor applications such as retail display lighting, linear accent lighting and decorative lighting.

Product specification

Product name	Nominal voltage	Mains frequency	Dimensions	Nominal output voltage	Nominal output power	Ambient temperature range	Protection class	IP rated	Product code
	Vac	Hz	HxWxL (mm)	VDC	W	°C			GPC
LED transformer 60W 24VDC TD 220-240V	220-240	0/50/60	30x43x225	24	60	-20...+50	II	20	929002200506
LED transformer 100W 24VDC TD 220-240V	220-240	0/50/60	30x43x300	24	100	-20...+50	II	20	929002200606
LED transformer 150W 24VDC TD 220-240V	220-240	0/50/60	30x43x325	24	150	-20...+50	II	20	929002200706



Dimmable Philips constant voltage LED transformers with 1-10 V control interface

Philips constant voltage LED transformers are independent slim drivers designed to operate 24 VDC LED solutions with 1-10 V control interface including dim to OFF used in indoor applications such as retail display lighting, linear accent lighting and decorative lighting.

Product specification

Product name	Nominal voltage	Mains frequency	Dimensions	Nominal output voltage	Nominal output power	Ambient temperature range	Protection class	IP rated	Product code
	Vac	Hz	HxWxL (mm)	VDC	W	°C			GPC
Xi LED transformer 30W 1-10V 24VDC	220-240	0/50/60	16x21.2x300	24	30	-20...+50	II	20	929002825880
Xi LED transformer 60W 1-10V 24VDC	220-240	0/50/60	16x21.2x300	24	60	-20...+50	II	20	929002825980
Xi LED transformer 100W 1-10V 24VDC	220-240	0/50/60	18x21.2x350	24	100	-20...+50	II	20	929002826080
Xi LED transformer 150W 1-10V 24VDC	220-240	0/50/60	18x30x350	24	150	-20...+50	II	20	929002826180
Xi LED transformer 250W 1-10V 24VDC	220-240	0/50/60	22x40x400	24	250	-20...+50	II	20	929002826280

Suitable for:



Retail Hospitality Outdoor

Order at sample webshop
philips.com/oemwebshop

For further information visit philips.com/technology



Complementary partners

We are keen to bring the latest LED innovations to the market in a way that helps you design luminaires that meet your customers' needs. During this process, you might be faced with challenges that are not necessarily your speciality, but can easily be solved with the help of the right complementary partner.

Our complementary partners develop parts that are a perfect match with the LED systems we design. We have regular contact with these partners and keep them informed at the early stages of the development road map. This means they can tailor their products to ensure perfect matches with the LED lighting components we bring to the market. Support for cooling, reflectors, lampholders and optics can be found via the complementary partners listed here. Please visit the websites for more product information or contact them directly if you have any specific requests.

Cooling



Asia Vital Components (AVC) CO. Ltd
7F-3, No.24, Wucyuan 2 Rd.
Sinhuang District
New Taipei City 24892
Taiwan
Tel: +886 2 2299 6930 **Fax:** +886 2 2299 6929
E-mail: sales@avc.com.tw
Web: www.avc.com.tw

Application areas    



MechaTronix
4 to 6F, No.308 Ba-De 1st Rd.
Kaohsiung City 80050
Taiwan
Tel: +886 7 2382185 **Fax:** +886 7 2382187
E-mail: led@mechatronix-asia.com
Web: www.led-heatsink.com

Application areas    



Sunon European Headquarters
Parc Médicis 66, Av des Pépinières
94832 Fresnes Cedex
France
Tel: +33 146 154 515 **Fax:** +33 146 154 510
Web: www.sunon.com

Application areas    



Wisefull Technology Ltd.
No.3, Hong-ye 9th South Road
138 Industrial Park Tangxia, Dongguan
Guangdong Province
China
Tel: +86 769 8685 3888 **Fax:** +86 769 8772 4315
E-mail: contact@wisefull.com
Web: www.wisefull.com





Application areas    

Mechanical fixings



Your Connection to Light

BJB
Werler Str. 1
59755 Arnsberg
Germany
Tel.: +49 2932 982 0
E-mail: info@bjb.com
Web: www.bjb.com





Application areas    

Lenses



Your Connection to Light

BJB
Werler Str. 1
59755 Arnsberg
Germany
Tel.: +49 2932 982 0
E-mail: info@bjb.com
Web: www.bjb.com

Application areas    



Carclo Optics
6 - 7 Faraday Road, Rabans Lane Industrial Area,
Aylesbury, HP19 8RY
England
Tel: +44 1753 575 011
E-mail: sales@carclo-optics.com
Web: www.carclo-optics.com

Application areas    



Chun Kuang Optics Corp.
5F., No 122-8, Jhonghua Rd., Hukou, Hsinchu 303
Taiwan
Tel: +886 3 6960168 ext: 701 **Fax:** +886 3 6960228
E-mail: sales@ckoptics.com
Web: www.ckoptics.com

Application areas    



一为控光而生

Darkoo Optics (Zhongshan) Co., Ltd
No.10, Wei 12 Road, Xi Er Wei, Hengmen,
Tsuihang New District, Zhongshan City, Guangdong,
China

Zip code: 528400
Tel: +86 760 85332970 **Fax:** +86 760 85335526
E-mail: sales@darkoo.cc
Web: www.darkoo.cc/en/index.html

Application areas    



LedLink Optics Inc
15F, No.655, Bannan Rd., Chung-Ho Dist,
New Taipei City
Taiwan

Paul Li
Tel: +86 769 8897 7888 ext: 3122 (China)
Fax: +86 769 8897 5599 (China)
E-mail: paul_li@ledlink-optics.com
Web: www.ledlink-optics.com

Application areas    





LEDiL Oy
Joensuunkatu 13
24100 Salo
Finland
E-mail: ledil@ledil.com
Web: www.ledil.com

Application areas    

Reflectors






ALMECO Group - Headquarters
Via della Liberazione 15
I - 20098 Civesio di S.Giuliano Milanese (MI) - ITALY
Tel: +39 02 9889631
E-mail: almecco@almecogroup.com
Web: www.almecogroup.com/en/lighting

Application areas  





Jordan Reflektoren GmbH & Co. KG
Schneiderstrasse 76
40764 Langenfeld
Germany
Tel: +49 2173 / 279-0 **Fax:** +49 2173 / 279-250
E-mail: info@jordan-reflektoren.de
Web: www.jordan-reflektoren.de

Application areas   





LEDiL Oy
Joensuunkatu 13
24100 Salo
Finland
E-mail: ledil@ledil.com
Web: www.ledil.com

Application areas  



Nata lighting
Postal: 529040
380 Jin Ou Road, Jiang Hai District
Jiang Men City, Guangdong
China
Tel: +86 750 377 0000 **Fax:** +86 750 377 1111
E-mail: info@nata.cn
Web: www.nata.cn

Application areas  

We give no warranties regarding complementary partner products and assume no legal liability or responsibility for any loss or damage resulting from the use of the information thereto given here.

See pages 6-7 for explanation application areas

Lighting definitions explained

Legend technical specifications	Symbol	Definition
Backwards compatible		It can work with an older product or technology
Beam angle	(°)	Exit angle of the light beam
Central beam candela		Power emitted by a light source in a particular direction. A common candle emits light with a luminous intensity of roughly one candela
Chip on board	CoB	Refers to the semiconductor assembly technology wherein the microchip or die is directly mounted on and electrically interconnected to its final circuit board, instead of undergoing traditional assembly or packaging as an individual IC
Correlated color temperature	K	CCT; describes whether white light appears warm (reddish), neutral or cool (bluish)
Color rendering index	CRI	The ability to reproduce the colors of various objects faithfully in reference to an ideal light source
Color consistency (initial)	SDCM	Standard Deviation of Color Matching; describing the difference between two colors. e.g. a difference of 1-3 SDCM is virtually imperceptible; a difference of 4 or more is readily visible
Connectivity		The capacity to be connected to other appliances, facilities and the internet
Digital		A collection of evolving technologies that enables generation, collection, analysis, storage in real-time and data exchange
Dimmable average lifetime 10% failure	hrs	Lifetime in hours, defined by reaching 10% failures (i.e. 90% survivors) when dimmed
Dimming range		Dimming range in which the system will perform as specified
Driver power factor		Indicating how effective the driver converts electric current to useful power output
Efficiency range max load		Efficiency when operated at maximum power (not dimmed)
Frequency	Hz	See line frequency
GPC code		European Product code
Housing color		Color of housing
Input Voltage	V	Voltage required as input for the product
IP classification		Ingress protection defined in terms of object size and water beam protected against
Inrush current peak		Highest current the capacitive components operate at start up
Lifetime	hrs	Lifetime in hours, associated with specific conditions (e.g. lumen maintenance, Tc, failure)
Lifetime 10% failure	hrs	Lifetime in hours, defined by reaching 10% failures (i.e. 90% survivors) for a population
Light output	lm	Output of luminous flux
Lumen maintenance @ 50,000 hrs		% of the original lumen flux remaining after indicated (life-)time for a defined population; e.g. B50/L70 indicates 50% of the population retaining 70% of the original light output
Luminous flux	lm	Total energy emitted by a light source across the visible wavelengths of light
Module efficacy	lm/W	Efficiency module; lumen output per Watt input
Module power	W	Energy required to operate the module
Module temperature control		Protective feature with which the driver regulates the module power when a certain critical temperature of the module is passed
Passive cooling		Cooling without power consumption
Power factor	Pf	See: driver power factor
Relative humidity	%	Portion of water vapor in a mixture of air and water vapor
Smart fixture		Lighting fixtures that are enabled for connectivity become a node in the network by containing one or more sensors and have the ability to change behavior as a response to a stimulus
System efficacy	lm/W	Efficiency module + driver
System power	W	Energy required to operate the system
Tc life driver	°C	Temperature of indicated point on the product on which the lifetime is based
Tc life module	°C	Temperature of indicated point on the product on which the lifetime is based
Zhaga		An industry-wide cooperation between companies aimed at enabling the interchangeability of LED light sources made by different manufacturers

Your personal technical support

Our application and design-in engineers are here to help you understand the technical features and interactions of Philips LED lighting systems across different portfolios. This includes the LED drivers and modules, as well as the sensors and apps you'll need to build a connected system.

They also bridge the gap between your technical needs and the relevant R&D team, acting as an interface between the two. Remote or on-site technical support, as well as hands-on training is offered to help you to facilitate the design-in of Philips LED systems or LED drivers. You can also ask our engineers for early samples of products that haven't yet formally been released to market.

Contact our application engineers



Gerbrand Swart
Global Head of Design-in & Application Engineering LED Electronics
Mail: gerbrand.swart@signify.com
Mobile: +31 6 20605056



Kees Slob
Application Engineer
Mail: kees.slob@signify.com
Mobile: +31 6 11566508
Specialist for:
Linear and point source modules
Linear and point drivers



Jan Richard Huisman
Application Engineer
Mail: j.r.huisman@signify.com
Mobile: +31 6 20599173
Specialist for:
Retail display lighting
and Xtreme modules



Ed Bos
Application Engineer
Mail: ed.bos@signify.com
Mobile: +31 6 11060126
Specialist for:
MultiOne & SimpleSet



Leon Stofmeel
Application Engineer
Mail: leon.stofmeel@signify.com
Mobile: +31 6 11782402
Specialist for:
Easy Design-In Tool

Design-in support

In addition to application support, we can also help luminaire manufacturers with the design-in of LED systems into their luminaires. Typical design-in projects might be: 'LEDifying' existing luminaires, simulating optical or thermal scenarios and evaluating finished prototypes. You can make use of our design-in support for all kind of requests such as:

- Thermal measurements and/or simulation
- Optical measurements and/or simulation
- Mechanical solutions
- Electrical measurements

- Evaluating the quality of light of the luminaire
- Certification of luminaires equipped with YellowDot drivers

Please contact your local Key account manager to discuss your needs.



Sjef Jansen
Design-in Engineer
Mail: s.jansen@signify.com



Elly van der Voort
Design-in Engineer
Mail: elly.onnekes@signify.com



Helmut Zahn
Design-in Engineer
Mail: helmut.zahn@signify.com



Oscar Stappers
Design-in Engineer
Mail: o.stappers@signify.com

Contact us

For more information please contact your local representative.

Benelux
Herbert Lismont
herbert.lismont@signify.com

DACH
Niclas Loeding
niclas.loeding@signify.com

France
Samuel Machet
samuel.machet@signify.com

Iberia
Alvaro del Valle
alvaro.del.valle@signify.com

Italy, Israel and Greece
Luca Camorcia
italy.sloem@signify.com

UK & Ireland
Dervan Alleyne
dervan.alleyne@signify.com

Poland & the Baltic States
Wojciech Kapturkiewicz
wojciech.kapturkiewicz@signify.com

Denmark
Henrik Boe Nielsen
henrik.nielsen@signify.com

Norway
Even Ingjaer
even.ingjaer@signify.com

Sweden
South region
Lars Rydberg
lars.rydberg@signify.com

North region
Peter Granberg
peter.granberg@signify.com

Finland
Paula Fagerroos-Hautala
paula.fagerroos-hautala@signify.com

Eastern Europe (Czech Republic, Hungary, Slovakia, Slovenia, Croatia, Romania, Moldova, Bulgaria, Serbia, Macedonia, Kosovo, Montenegro, Albania, Russia, Ukraine)
Istvan Ujfalvi
istvan.ujfalvi@signify.com

Visit our website for all your product information and downloads:

[philips.com/technology](https://www.philips.com/technology)



Catalog price €35,-

©2020 Signify Holding. All rights reserved. The information provided herein is subject to change, without notice. Signify does not give any representation or warranty as to the accuracy or completeness of the information included herein and shall not be liable for any action in reliance thereon. The information presented in this document is not intended as any commercial offer and does not form part of any quotation or contract, unless otherwise agreed by Signify.

Philips and the Philips Shield Emblem are registered trademarks of Koninklijke Philips N.V. All other trademarks are owned by Signify Holding or their respective owners.

For further information visit
philips.com/technology