

OT FIT 18/220-240/450 CS PC

OPTOTRONIC Phase-cut OT FIT | Compact constant current LED driver – Dimmable



Product family features

- Cable clamp housing for independent mounting
- Dimmable on the leading edge and trailing edge
- Housing for independent installation

Product family benefits

- Compatible with the most common leading-edge and trailing-edge phase dimmers
- Flexible current setting (DIPswitch – 2 to 4 currents)
- Flicker-free dimming
- Higher quality of light thanks to < 5% output ripple current
- Housing from 80% recycled plastic

Areas of application

- Decorative illumination
- Downlights, flat luminaires
- Hospitality
- Living areas
- Museums, residential buildings
- Offices
- Shop lighting
- Suitable for indoor SELV installations
- Suitable for luminaires of protection class I and II

Technical data

Electrical data

Nominal input voltage	220...240 V
Mains frequency	50/60 Hz
Input voltage AC	198...264 V ¹⁾
Input voltage DC	not relevant
Nominal input current at 230 V	0.12 A
Total harmonic distortion	< 20 % ²⁾
Power factor λ	0.90C...0.95
Efficiency in full-load	> 82 % ³⁾
Device power loss	4.0 W ⁴⁾
Inrush current	< 10 A ⁵⁾
Max. ECG no. on circuit breaker 10 A (B)	33
Max. ECG no. on circuit breaker 16 A (B)	53
Surge capability (L-N)	1 kV
Surge capability (L/N-Ground)	2 kV
Protective conductor current	<0.7 mA
Nominal output voltage	27...40 V ⁶⁾
U-OUT (working voltage)	60 V
Nominal output current	225 mA / 325 mA / 350 mA / 450 mA ⁷⁾
Minimum output current	11.3 mA
Default output current	450 mA
Output current tolerance	±7.5 %
Output ripple current (100 Hz)	< 5 %
Output PSTLM	≤1
Output SVM	≤0.4
Nominal output power	6.1...18 W ⁸⁾
Maximum output power	18 W
Galvanic isolation primary/secondary	SELV

1) Permitted voltage range

2) Full load, 230V, 50 Hz

3) at 230 V, 50 Hz

4) Maximum

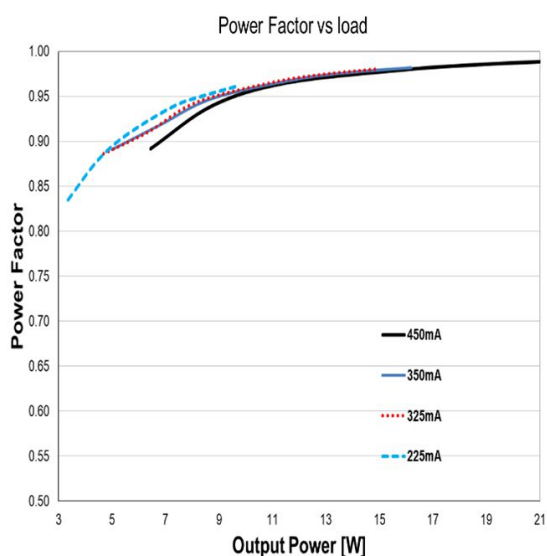
5) $t_{width} = 100 \mu s$ (measured at 50 % I_{peak})

6) Maximum 60 V

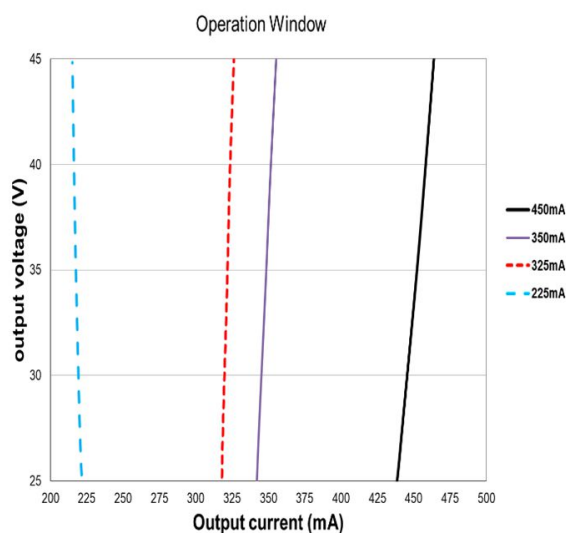
7) ±7.5%

8) Partial load 6.1...18W

Typical Power Factor v Load



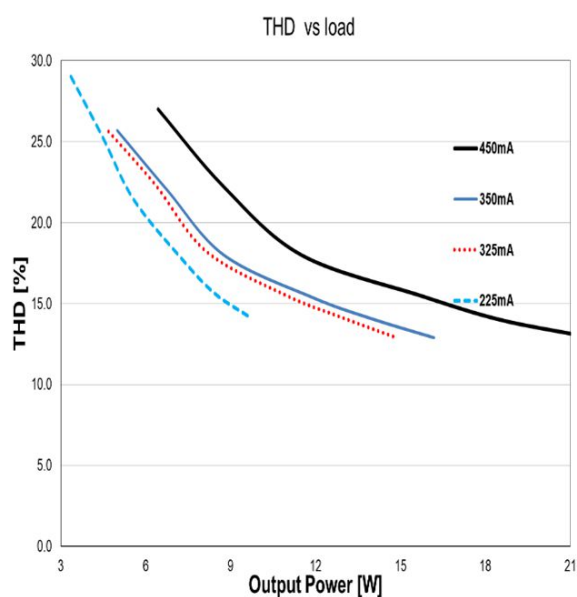
Operating Window



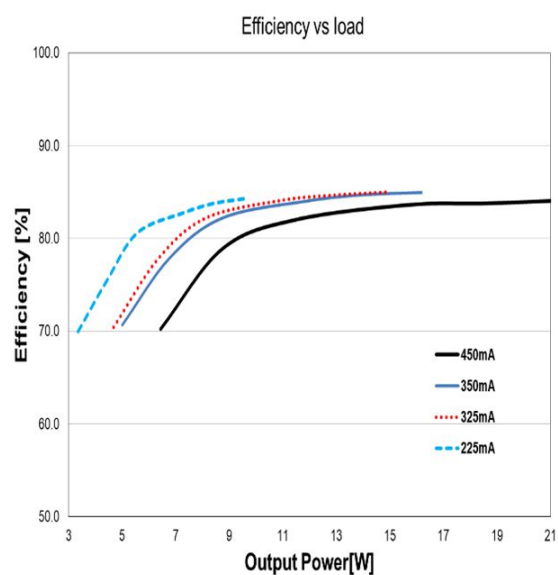
OT FIT 18 CS PC Typical Power Factor vs. Load

OT FIT 18 CS PC Operating Window

Typical THD v Load



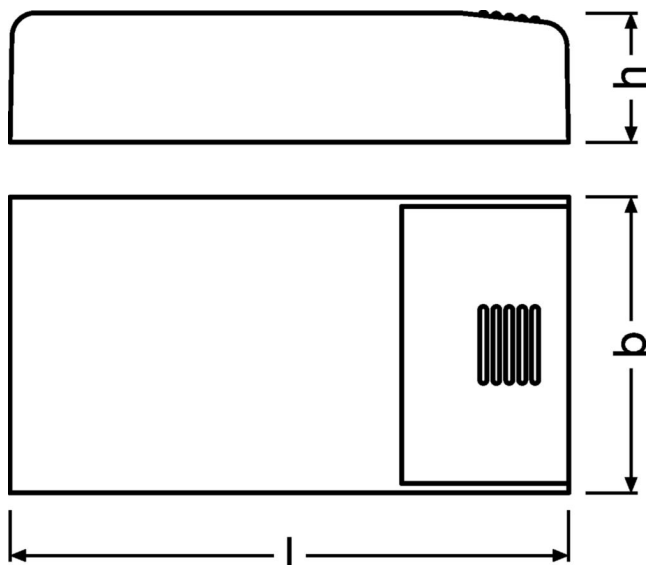
Typical Efficiency v Load 230 V 50 Hz



OT FIT 18 CS PC Typical THD Vs Load

OT FIT 18 CS PC Typical Efficiency vs. Load

Dimensions & weight



Product weight	77.70 g
Length	95.0 mm
Width	50.0 mm
Height	22.0 mm
Mounting hole spacing, length	not relevant mm
Mounting hole spacing, width	not relevant mm
Cable cross-section, input side	0.75...1.5 mm ^{2 1)}
Cable cross-section, output side	0.75...1.5 mm ^{2 1)}
Wire preparation length, input side	5...6 mm
Wire preparation length, output side	5...6 mm
Cable/wire length, output side	2000 mm

1) Flexible / Solid leads

Colors & materials

Casing material	Plastic
-----------------	---------

Temperatures & operating conditions

Ambient temperature range	-20...+50 °C
Maximum temperature at tc test point	80 °C ¹⁾
Max.housing temperature in case of fault	110 °C
Temperature range at storage	-20...80 °C
Permitted rel. humidity during operation	5...85 % ²⁾

1) Maximum at the Tc-point

2) Non-condensing

Lifespan

ECG lifetime	30000 h / 50000 h ¹⁾
--------------	---------------------------------

1) At maximum $T_c = 80^\circ\text{C}$ / 10% failure rate / At maximum $T_c = 70^\circ\text{C}$ / 10% failure rate

Additional product data

Encapsulated	No
--------------	----

Capabilities

Dimmable	Yes
Dimming interface	Phase Cut ¹⁾
Dimming range	5...100 %
Dimming method	Amplitude Modulation
Max. cable length to lamp/LED module	2.0 m ²⁾
Suitable for fixtures with prot. class	I / II
Type of connection, input side	Push terminal
Type of connection, output side	Push terminal
Suitable for through-wiring	No
Number of channels	1
Overheating protection	Automatic reversible
Overload protection	Automatic reversible
Short-circuit protection	Automatic reversible
Intended for no-load operation	No
No-load proof	Yes

1) Leading edge / Trailing edge

2) Output wires must be routed as close as possible to each other

Programming

Programming device	DIPswitch
--------------------	-----------

Certificates & standards

Approval marks – approval	CE / CCC / ENEC / EAC / RCM
Standards	IEC 61347-1 / IEC 61347-2-13 / IEC 62384 / CISPR 15 / IEC 61000-3-2 / IEC 61000-3-3 / IEC 61547
Type of protection	IP20

Logistical data

Commodity code	85044083900
----------------	-------------

Environmental information

Information according Art. 33 of EU Regulation (EC) 1907/2006 (REACH)	
Date of Declaration	13-02-2025
Primary Article Identifier	4062172007559 6937186111319
Declaration No. in SCIP database	In work
SCIP_STATUS	In work
SCIP_ID	

Ecodesign regulation information:

Intended for use with LED modules.

The forward voltage of the LED light source shall be within the defined operating window of the control gear in all operating conditions including dimming if applicable.

Separate control gear and light sources must be disposed of at certified disposal companies in accordance with Directive 2012/19/EU (WEEE) in the EU and with Waste Electrical and Electronic Equipment (WEEE) Regulations 2013 in the UK. For this purpose, collection points for recycling centres and take-back systems (CRSO) are available from retailers or private disposal companies, which accept separate control gear and light sources free of charge. In this way, raw materials are conserved and materials are recycled.

Download Data

File		
Certificates	PDF	▶ OT FIT CS PC EAC B 02474 20 110221
Certificates	PDF	▶ OT FIT 8 18 CS PC ENEC 35 115271 01 130723
CAD data	Compressed	▶ OT FIT 8 18 CS PC STEP 160620
Mandatory Publications	PDF	▶ OT FIT CS PC LR CS CE 3789414 14 040225
Mandatory Publications	PDF	▶ OT FIT CS PC UK DoC 4290101 06 240923
User instruction	PDF	▶ UI OT FIT 8 18 CS PC

Logistical Data

Product code	Product description	Packaging unit (Pieces/Unit)	Dimensions (length x width x height)	Volume	Gross weight
4062172007559	OT FIT 18/220-240/450 CS PC	Shipping carton box 20 Pieces	264 x 202 x 64 mm	3.41 dm ³	77.75 g

The mentioned product code describes the smallest quantity unit which can be ordered. One shipping unit can contain one or more single products. When placing an order, for the quantity please enter single or multiples of a shipping unit

Disclaimer

Subject to change without notice. Errors and omission excepted. Always make sure to use the most recent release.