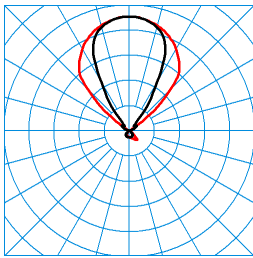


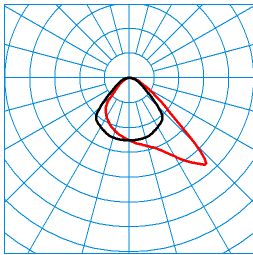
Product features and key data

Luminaire type	Innovative desktop luminaire with direct light component for individual workstation illumination and indirect light component for general room lighting.		
Mounting method	Positioning		
Luminaire optic	Triple Glare Control System (TGCS®) for glare-reduced, symmetric distribution indirect component with limited beam angle. With clear, highly scratch-resistant acrylic glass cover.		
LED-System	HCL channel 1	HCL channel 2	HCL MAX
Connected load	56 W	52 W	54 W
Power factor	0,95		
Colour temperature	2.700 K	6.000 K	4.350 K
Rated luminous flux	5.580 lm	5.580 lm	5.580 lm
Luminous efficacy	99 lm/W	107 lm/W	103 lm/W
Interchangeability lightsource	No - Protection against intrus		
Service life	L80 (25 °C) = 50.000 h		
Colour rendering index	80		
Colour tolerance	3 SDCM		
Photobiological class	Group 1 - no risk		
Luminaire colour	RAL9006 White aluminium		
Luminaire body	Luminaire body of die-cast aluminium.		
Electrical version	With electronic control gear unit, dimmable (integrated).		
Connection method	Mains plug		
Dimming range	1 - 100 %		
Mains frequency	50/60 Hz		
Mains voltage	230 - 240 V		
Total harmonic distortion < %	14 %		
Ingress Protection (IP) rating	IP20		
Protection class	II		
Impact resistance (IK)	IK02		
Hot wire resistance	650 °C		
Ambient temperature	25 °C		
Max. Luminaires B10	10		
Max. Luminaires B16	18		
Max. Luminaires C10	18		
Max. Luminaires C16	30		
Net length	470 mm		
Net width	240 mm		
Net height	510 mm		
Weight	4,7 kg		

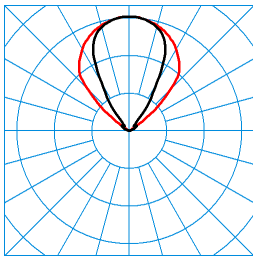
light distribution curve



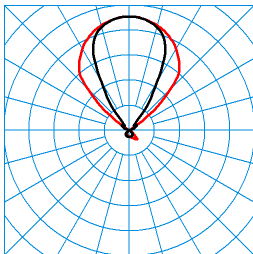
Bicult Act T G2 SMC TGCS 55 ETDI 03 EU (ACTCWW)
TX369836 ■ C0 - C180
■ C90 - C270
 DIN 5040: D54
 UTE: 0,10 D + 0,90 T
 CEN Flux Code: 59 89 98 10 100 82 96 100 90



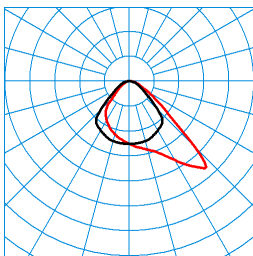
Bicult Act T G2 SMC TGCS 55 ETDI 03 EU (ACTDWW)
TX369913 ■ C0 - C180
■ C90 - C270
 DIN 5040: A54
 UTE: 1,00 D
 CEN Flux Code: 59 89 98 100 100 0 0 0 0



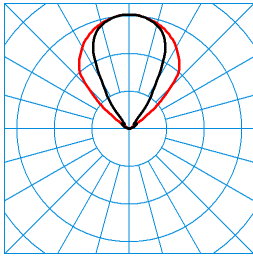
Bicult Act T G2 SMC TGCS 55 ETDI 03 EU (ACTIWW)
TX369967 ■ C0 - C180
■ C90 - C270
 DIN 5040: E04
 UTE: 0,00 J + 1,00 T
 CEN Flux Code: 0 0 0 0 100 82 96 100 100



Bicult Act T G2 SMC TGCS 55 ETDI 03 EU (ACTCCW)
TX369861 ■ C0 - C180
■ C90 - C270
 DIN 5040: D54
 UTE: 0,10 D + 0,90 T
 CEN Flux Code: 59 89 98 10 100 82 96 100 90



Bicult Act T G2 SMC TGCS 55 ETDI 03 EU (ACTDCW)
TX369853 ■ C0 - C180
■ C90 - C270
 DIN 5040: A50
 UTE: 1,00 D
 CEN Flux Code: 59 89 98 100 100 0 0 0 0


**Bicult Act T G2 SMC TGCS 55 ETDI 03 EU (ACTICW)
TX369955**
■ C0 - C180
■ C90 - C270

DIN 5040: E04
UTE: 0,00 J + 1,00 T
CEN Flux Code: 0 0 0 0 100 82 96 100 100

Offer text

Innovative desktop luminaire with direct light component for individual workstation illumination and indirect light component for general room lighting. With integrated light management for the synchronous daytime- and seasonally dependent control of light colour (circadian control) of both light emission surfaces. With the integrated Smart-Connect function, up to 20 luminaires can be grouped together and controlled as one luminaire group. Operating the lighting functions is implemented manually via 3 operating elements and via Smartphone app. Especially suitable for equipping modern office environments and specifically for open space applications as well as open communication zones as a desktop luminaire for all types of fixed and height-adjustable desks, meeting tables and work tables. For lighting as part of home office applications oriented to requirements and compliant to occupational safety regulations. Also suitable for work areas with low levels of daylight supply. Triple Glare Control System (TGCS®) for glare-reduced, symmetric distribution indirect component with limited beam angle. With clear, highly scratch-resistant acrylic glass cover. Direct component with asymmetric wide light distribution with settable beam direction for optimum focusing of light on the workstation. With CDP cover. The following information on luminaire luminous flux and power consumption of the system refer to operation of this luminaire with dynamic, settable light colour (HCL) in warm white light colour (2700 K) operating mode. Luminaire luminous flux 5580 lm, connected load 56,00 W, luminous efficiency of luminaire 99 lm/W. Division of luminaire luminous flux into indirect/direct components 90% / 10 %. Light colour variable (warm white - daylight white), correlated colour temperature (CCT) variable (2700 K - 6000 K), general colour rendering index (CRI) $R_a > 80$. Colour locus tolerance (initial MacAdam) ≤ 3 SDCM, Mean rated service life $L80(t_q 25^\circ C) = 50,000$ h. Luminaire body of die-cast aluminium. Surface powder-coated with smooth finish, colour silver-grey (RAL 9006). Chromed operating elements. Dimensions of luminaire head 320 mm x 240 mm, Dimensions of luminaire base 240 mm x 180 mm, Luminaire height (continuously adjustable) 500 mm - 650 mm. Safety class (EN 61140): , protection rating (DIN EN 60529): IP, impact resistance level in accordance with IEC 62262: , testing temperature of wire glow test in accordance with IEC 60695-2-11: . Weight: 4,7 kg. Power adapter with connection cable (3000 mm). With euro connection plug (Typ C, EN 50075). With electronic control gear unit, dimmable (integrated). The control gear unit is replaceable in accordance with the ecodesign requirements (VO (EU) 2019/2020). With USB connection port in the luminaire base for charging mobile communication devices (4,9 V / 1 A). With integrated control unit for the synchronous daytime-based and seasonally dependent control of light colour (circadian control) of both light emission surfaces. The luminous flux can be switched and dimmed separately for both light emissions. The luminaire complies with the fundamental requirements of applicable EU regulations and product safety legislation and bears the CE symbol. The luminaire features an integrated daylight- and HF presence sensor with motion direction detection. Smart Connect versions of desktop luminaires in a room can be connected via Bluetooth to form an interactive group of luminaires. The initial detection of movement by any luminaire within the group causes all group devices to switch on at basic lighting level (approx. 300 lx, indirect component). Subsequent detection in the close range of a luminaire triggers this into workplace mode by switching on of the direct component. Within the luminaire group, the light colour and HCL curve of the indirect component are harmonised. Parameterisation of the Smart Connect functions is password-protected using a smartphone and an app. Communication between the connected luminaires and the smartphone is via Bluetooth Low Energy v 5.0.