

DALI Sequencer

Datasheet Control Module



DALI-control unit for automatic
retrieval of sequences

Art. Nr. 86459582 (back box)

Art.Nr. 86459582-HS (dinrail)

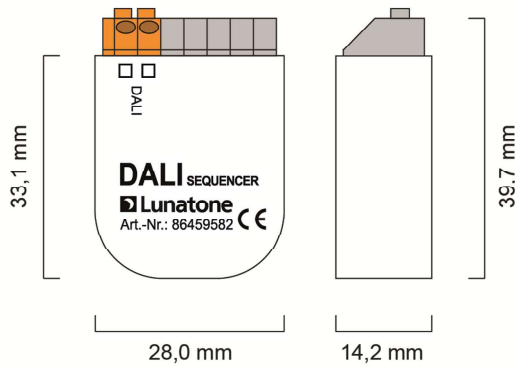
DALI Sequencer Control Device

Overview

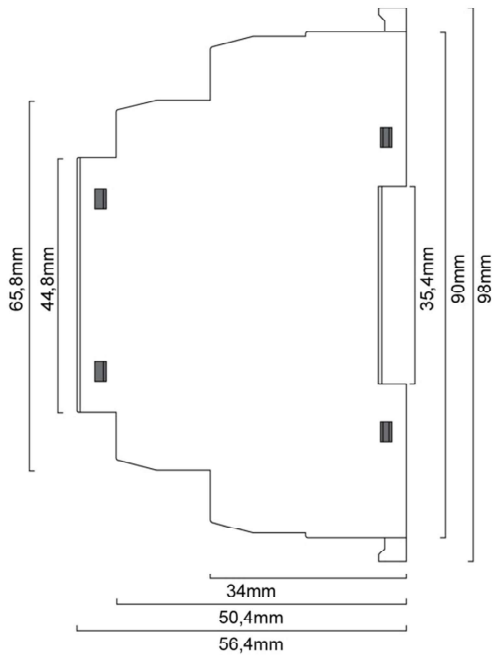
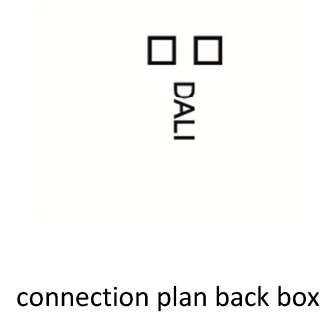
- DALI control unit for automatic retrieval of sequences
- memory for up to 4 sequences
- types for back box and dinrail mounting
- din rail type provides 4 switching inputs for mains voltage
- Sequences (0-3) are started by recalling the corresponding scene or push the corresponding button (dinrail type only)
- A sequence can combine various command-sequences and scene-recalls
- One command-sequence can consist of up to 19 DALI-commands
- the Sequence can be retrieved single or cyclic
- the DALI Sequencer can be assigned to groups and can react to broadcast commands
- configuration via DALI-Cockpit software.
- multimaster capable, several modules can be installed in one DALI circuit
- the module is supplied by the DALI-line

Specification, Characteristics

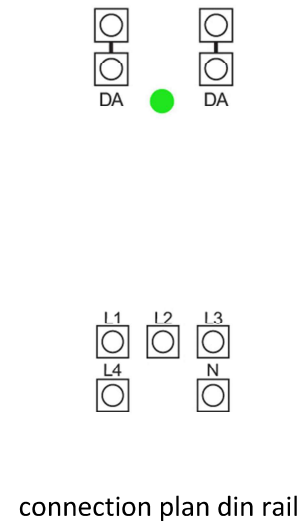
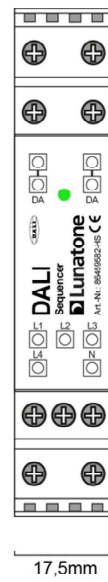
type	DALI Sequencer	
article number	86459582	86459582-HS
electrical data:		
supply	via DALI-line	
typ. current consumption DALI	2 mA	
control	DALI	
input	DALI	DALI 4 switching inputs (mains voltage)
galvanic isolation	-	Yes (switching inputs / DALI)
Technical data:		
function	programmable	
ambient temperature	-10°C to +50°C	
protection class	IP20	
connecting wire cross section	<1.5 mm ²	<2.5 mm ²
mounting	back box	dinrail, 1TE
dimensions	58mm x 32mm x 15mm	98mm x 18mm x 56mm

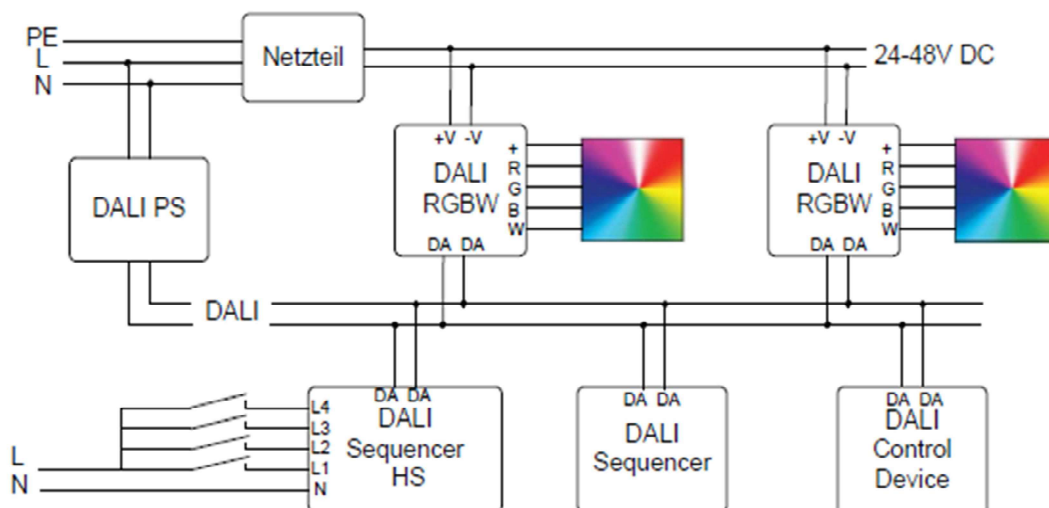


geometry back box



geometry din rail





typical application: colour changing ambient lighting

Installation

The sequencer-module is connected directly to the DALI-line. It is supplied by the DALI-line directly and does not need any additional power supply (current consumption typically 2mA).. The connection to the DALI-line is polarity free and protected against over-voltage.

The module for back box mounting fits into a standard installation box, the module for dinrail mounting provides 4 switching inputs for mains voltage and a LED, which indicates a running sequence by blinking.

Function and Configuration

The DALI Sequencer can send DALI command-sequences once or cyclic to the DALI-bus. The sequences can be configured with the DALI Cockpit Software and transferred to the module.

The module is able to memorize 4 sequences (sequence 0 -sequence 3), but only one of them can be active at a given moment. To start one of the saved sequences a DALI-address has to be assigned to the module with the DALI Cockpit Software. Afterwards the sequence can be recalled with

GO TO SCENE commands directed to the modules address.

Sequence	command
0	GOTO SCENE 0
1	GOTO SCENE 1
2	GOTO SCENE 2
3	GOTO SCENE 3

Running sequences will be stopped if either an OFF-command is sent to the modules address or a new sequence is started with the GO TO scene-command.

The DALI Sequencer-module can be assigned to groups. Sequences can be stopped with an OFF-command directed to the assigned groups or broadcast.

Following commands are OFF-commands: OFF, Direct Arc Power, GOTO SCENE X, RECALL MIN und RECALL MAX.

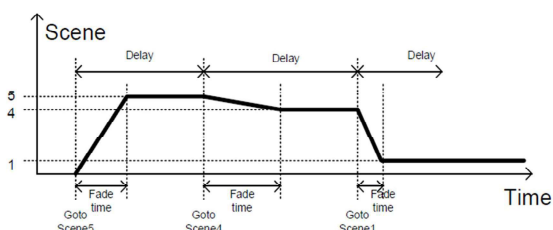
When using the dinrail type the sequences can be started as well by pressing the corresponding input button.

Sequences

The DALI Cockpit supports 2 types of generating sequences. On the one hand predefined macros “Dynamic Scenes“ on the other hand user defined command lists can be used.

Predefined Macro „Dynamic Scenes“

When using the „Dynamic Scenes“-macros the effective range and the order of up to 16 scenes can be defined For each scene recall the fade time and the delay (0...254s) to next scene recall can be configured.



For example a sequence for automatic color changing could look like as follows ¹:

Destination Address
1: All (DALI Broadcast)

Command:
Macro: Dynamic scenes

Macro Settings		Delay [0...254sec]	Fade Time	Scene	Delay [0...254sec]	Fade Time	Scene
1	<input checked="" type="checkbox"/>	1	[2] 1 sec	Scene 0	9	[2] 1 sec	Scene 8
2	<input checked="" type="checkbox"/>	1	[2] 1 sec	Scene 1	10	[2] 1 sec	Scene 9
3	<input checked="" type="checkbox"/>	1	[2] 1 sec	Scene 2	11	[2] 1 sec	Scene 10
4	<input checked="" type="checkbox"/>	1	[2] 1 sec	Scene 3	12	[2] 1 sec	Scene 11
5	<input checked="" type="checkbox"/>	1	[2] 1 sec	Scene 4	13	[2] 1 sec	Scene 12
6	<input checked="" type="checkbox"/>	1	[2] 1 sec	Scene 5	14	[2] 1 sec	Scene 13
7	<input checked="" type="checkbox"/>	1	[2] 1 sec	Scene 6	15	[2] 1 sec	Scene 14
8	<input checked="" type="checkbox"/>	1	[2] 1 sec	Scene 7	16	[2] 1 sec	Scene 15

loop

¹ please note that the color values are already saved in the scenes of the RGBW-ballast.

User Defined Macros

To generate macros, load or save them as files with the extension *.cot use following menu-point in the DALI-Cockpit Software:

DALI-Bus -> DALI-commands-> „commands over time“.

As an example: the scenes 0-3 addressed with A00 and A01 are retrieved with 1min delay each.

DALI Commands | DSI Commands | Commands Over Time

Type	Addr	Command	Data	Delay	Answer
DALI	A00	GOTO SCENE 0	0	1000	0 (0 hex)
DALI	A01	GOTO SCENE 0	0	1000	0 (0 hex)
DALI	A00	GOTO SCENE 1	0	1000	0 (0 hex)
DALI	A01	GOTO SCENE 1	0	1000	0 (0 hex)
DALI	A00	GOTO SCENE 2	0	1000	0 (0 hex)
DALI	A01	GOTO SCENE 2	0	1000	0 (0 hex)
DALI	A00	GOTO SCENE 3	0	1000	0 (0 hex)
DALI	A01	GOTO SCENE 3	0	1000	0 (0 hex)

Buttons: Open File..., Save File..., Add Command..., Edit Command..., Delete Command, Delete All..., Up, Down, START, Step, STOP, Loop, Abbrechen, Hilfe

Saved files can be imported on the DALI Sequencer configuration-page:

Destination Address
1: All (DALI Broadcast)

Command:
Macro: User defineable DALI Commands

Macro Settings

DALI commands:		Type	Addr	Command	Data	Delay
<input checked="" type="checkbox"/>		DALI	A00	GOTO SCENE 1	0	1000
<input checked="" type="checkbox"/>		DALI	A01	GOTO SCENE 1	0	1000
<input checked="" type="checkbox"/>		DALI	A00	GOTO SCENE 2	0	1000
<input checked="" type="checkbox"/>		DALI	A01	GOTO SCENE 2	0	1000
<input checked="" type="checkbox"/>		DALI	A00	GOTO SCENE 3	0	1000
<input checked="" type="checkbox"/>		DALI	A01	GOTO SCENE 3	0	1000

Loop

A user defined sequence can include up to 19 DALI-commands.

Additional Information and Equipment

DALI-Cockpit – free configuration tool from
Lunatone for DALI systems

<http://lunatone.at/en/downloads/Lunatone-DALI-Cockpit.zip>

Lunatone DALI products

<http://www.lunatone.at/en/>

Lunatone datasheets and manuals

<http://lunatone.at/en/downloads/>

Contact

Technical Support: support@lunatone.com

Requests: sales@lunatone.com

www.lunatone.com

Disclaimer

Subject to change. Information provided without guarantee.
The datasheet refers to the current delivery.

The compatibility with other devices must be tested in advance
to the installation.