

Direct current electronic drivers
Alimentatori elettronici in corrente continua

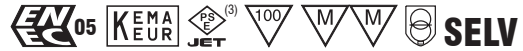
Made in Europe 

1.1

Single current drivers - Without PFC
Alimentatori corrente singola - Senza PFC

constant CURRENT constant VOLTAGE

RIPPLE FREE



1-2kV DIFF. 2kV COMM. SAFETY PROTECTIONS

Rated Voltage
Tensione Nominale
100 ÷ 240 V
220 ÷ 240 V⁽⁴⁾

Frequency
Frequenza
50...60 Hz

AC Operation range
Tensione di utilizzo AC
90 ÷ 264 V

DC Operation range
Tensione di utilizzo DC
176 ÷ 264 V

Power
Potenza
0 ÷ 9 W

Output current ripple
≤ 3%⁽¹⁾

Reference Norms
Norme di riferimento
EN 50172 (VDE 0108)
EN 55015
EN 61000-3-2
EN 61000-3-3
EN 61347-1
EN 61347-2-13
EN 61547
VDE 0710-T14

Max. pcs for CB B16A
(see page info17)
50 pcs

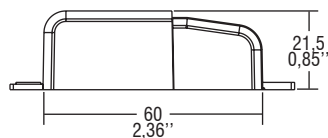
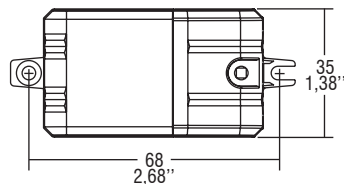
In rush current
20A 170μsec

Article Articolo	Code Codice	P out W	V out DC	I out DC	V out max.	ta °C	tc °C	λ max. Power Factor	η max. Efficiency ⁽¹⁾
DC 6W 150mA BULL⁽⁴⁾	122604	6	5...40	150 mA cost.	50	-25...+45	75	0,58 C	72
DC 9W 250mA BULL⁽⁴⁾	122599	9	5...36	250 mA cost.	43	-25...+45	75	0,6 C	72
DC 4W 350mA BULL/U⁽³⁾	122596	4	2...11,5	350 mA cost.	13	-25...+60	75	0,6 C	72
DC 8W 350mA BULL/U⁽³⁾	122598	6/8 ⁽²⁾	2...22	350 mA cost.	25	-25...+45 ⁽²⁾ /50	75	0,6 C	77
DC 6W 500mA BULL/U	122602	6	2...11,5	500 mA cost.	13	-25...+50	75	0,6 C	73

⁽¹⁾ Referred to V_{in} = 230 V, 100% load - Riferito a V_{in} = 230 V, carico 100%
NEW - NOVITA

 **IP 20**  **SCREW FIXING**  Ø42 1,66"

Weight - Peso:
gr. 40 / 1,40 oz.
Pcs - Pezzi 75

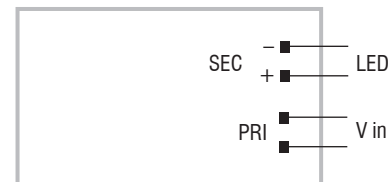


Features

- IP20 independent driver, for indoor use.
- Class II protection against electric shock for direct or indirect contact.
- Supplied with terminal cover and cable retainer.
- Input and output terminal blocks on the same side (wire cross-section up to 2,5 mm² / AWG13).
- Single terminal block on primary and secondary circuits.
- Clamping screws on primary and secondary circuits for cables with diameter: min. 3 mm - max. 6 mm.
- Current regulation -7 % +5 % including temperature variations (-8 % +8 % for 6W 150mA).
- Protections:
 - against overheating;
 - against short circuits;
 - against mains voltage spikes;
 - against overloads.

Wiring diagram - Schema di collegamento

(Max. LED distance on page info8 - Massima distanza LED a pagina info8)



Caratteristiche

- Alimentatore indipendente IP20, per uso interno.
- Protetto in classe II contro le scosse elettriche per contatti diretti e indiretti.
- Fornito di coprimorsetto e serracavo.
- Morsetti di entrata e uscita sullo stesso lato (sezione cavo fino a 2,5 mm² / AWG13).
- Singola morsettiera su primario e secondario.
- Serracavo su primario e secondario per cavi di diametro: min. 3 mm - max. 6 mm.
- Corrente regolata -7 % +5 % incluse variazioni di temperatura (-8 % +8 % per 6W 150mA).
- Protezioni:
 - termica;
 - contro il cortocircuito;
 - contro le extra-tensioni di rete;
 - contro i sovraccarichi.

7 YEARS WARRANTY
3% FAILURE RATE

10 YEARS WARRANTY
5% FAILURE RATE