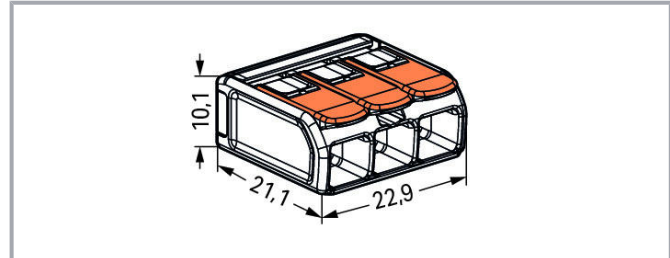


Data sheet | Item number: 221-613

COMPACT Splicing Connector; for all conductor types; max. 6 mm²; 3-conductor; with levers; transparent housing; Surrounding air temperature: max 85°C (T85); 6,00 mm²; transparent

www.wago.com/221-613



Item description

Your Benefits:

- Ease of use – pull the lever up, insert a conductor and push the lever back down
- Available as 2-, 3- and 5-wire connectors
- Easily terminate conductors from 0.5 to 6 mm²
- Connection of all conductor types

—
Subject to changes. Please also observe the further product documentation!

WAGO Kontakttechnik GmbH & Co. KG
Hansastr. 27
32423 Minden
Phone: +49571 887-0 | Fax: +49571 887-169
Email: info.de@wago.com | Web: www.wago.com

Do you have any questions about our products?
We are always happy to take your call at +49 (571) 887-44222.



- Time savings for installers and device manufacturers
- Quickly install devices with higher levels of power consumption
- Safely install long cable runs with larger conductor cross sections
- Mounting carrier for installation conforms to standards
- Custom carriers are possible

Safety information 1:
in grounded power lines

Data

Electrical data

Ratings per IEC/EN

| | |
|----------------------------|---|
| Ratings per | EN 60664 |
| Nominal voltage (II/2) | 450 V |
| Rated surge voltage (II/2) | 4 kV |
| Rated current | 41 A |
| Legend (ratings) | (II / 2) ≙ Overvoltage category II / Pollution degree 2 |

Ratings per UL

| | |
|--------------------------------|---------|
| Approvals per | UL 486C |
| Rated voltage UL (Use Group C) | 600 V |
| Rated current UL (Use Group C) | 30 A |

Connection data

| | |
|-----------------------------------|---|
| Connection technology | CAGE CLAMP® |
| Actuation type | Lever |
| Connectable conductor materials | Copper |
| Nominal cross-section | 6 mm ² |
| Solid conductor | 0.5 ... 6 mm ² / 20 ... 10 AWG |
| Stranded conductor | 0.5 ... 6 mm ² / 20 ... 10 AWG |
| Fine-stranded conductor | 0.5 ... 6 mm ² / 20 ... 10 AWG |
| Strip length | 12 ... 14 mm / 0.47 ... 0.55 inch |
| Total number of connection points | 3 |
| Total number of potentials | 1 |
| Wiring direction | Side-entry wiring |

Subject to changes. Please also observe the further product documentation!

WAGO Kontakttechnik GmbH & Co. KG
Hansastr. 27
32423 Minden
Phone: +49571 887-0 | Fax: +49571 887-169
Email: info.de@wago.com | Web: www.wago.com

Do you have any questions about our products?
We are always happy to take your call at +49 (571) 887-44222.

Physical data

| | |
|--------|----------------------|
| Width | 22.9 mm / 0.902 inch |
| Height | 10.1 mm / 0.398 inch |
| Depth | 21.1 mm / 0.831 inch |

Material data

| | |
|-----------------------------|-------------|
| Color | transparent |
| Flammability class per UL94 | V2 |
| Fire load | 0.073 MJ |
| Color of actuator | orange |
| Weight | 4 g |

Environmental requirements


| | |
|---|--------|
| Surrounding air temperature (operation) | 85 °C |
| Continuous operating temperature | 105 °C |
| Temperature marking per EN 60998 | T85 |

Commercial data

| | |
|-----------------------|---------------|
| Packaging type | box |
| Country of origin | CH |
| GTIN | 4055143715416 |
| Customs tariff number | 85369010000 |

Approvals / Certificates

Country specific Approvals

| Logo | Approval | Additional Approval Text | Certificate name |
|--|--|--------------------------|------------------|
|  | KEMA/KEUR DEKRA Certification B.V. | EN 60998 | 71- 105677 |

Ship Approvals

| Logo | Approval | Additional Approval Text | Certificate name |
|------|---|--------------------------|--------------------------|
| | ABS American Bureau of Shipping | EN 60998 | 18- HG1755093- PDA |

Subject to changes. Please also observe the further product documentation!

**DNV GL**

Det Norske Veritas, Germanischer Lloyd

EN 60998



TAE000015T

**LR**

Lloyds Register

EN 60998


04/20013
(E8)**UL-Approvals**

| Logo | Approval | Additional Approval Text | Certificate name |
|--|---|--------------------------|------------------|
|  | UL Underwriters Laboratories Inc. | UL 467 | E201573 |
|  | UL Underwriters Laboratories Inc. | UL 486C | E69654 |

Optional accessories**Jumpers**


| | | |
|--|---|--|
| " | Item no.: 221-941 Jumper; for conductor entry; 2-way; insulated; dark gray | www.wago.com/221-941 |
|  | Item no.: 221-941/000-006 Jumper; for conductor entry; 2-way; insulated; blue | www.wago.com/221-941/000-006 |
| " | Item no.: 221-942 Jumper; for conductor entry; 2-way; insulated; dark gray | www.wago.com/221-942 |
| " | Item no.: 221-942/000-006 Jumper; for conductor entry; 2-way; insulated; blue | www.wago.com/221-942/000-006 |

Mounting adapter

| | | |
|--|--|--|
|  | Item no.: 221-510 Mounting carrier; 221 Series - 6 mm ² ; for DIN-35 rail mounting/screw mounting; orange | www.wago.com/221-510 |
|--|--|--|

Subject to changes. Please also observe the further product documentation!



 **Item no.: 221-510/000-006**
Mounting carrier; 221 Series - 6 mm²; for DIN-35 rail mounting/screw mounting; blue

www.wago.com/221-510/000-006

 **Item no.: 221-510/000-053**
Mounting carrier; 221 Series - 6 mm²; for DIN-35 rail mounting/screw mounting; dark gray-yellow

www.wago.com/221-510/000-053

Downloads

Documentation

Bid Text

| | | | |
|------------------------|------------|---------------|----------|
| 221-613 X81 - Datei | 19.02.2019 | xml 3.6 kB | Download |
|------------------------|------------|---------------|----------|

| | | | |
|-------------------------|------------|-----------------|----------|
| 221-613 docx - Datei | 23.01.2019 | docx 15.4 kB | Download |
|-------------------------|------------|-----------------|----------|

Additional Information

| | | | |
|------------------------|------------|---------------|----------|
| Technical explanations | 03.04.2019 | pdf 2.2 MB | Download |
|------------------------|------------|---------------|----------|

CAD/CAE-Data

CAD data

| | | | |
|----------------------|--|-----|----------|
| 2D/3D Models 221-613 | | URL | Download |
|----------------------|--|-----|----------|

CAE data

| | | | |
|----------------------|--|-----|----------|
| ZUKEN Portal 221-613 | | URL | Download |
|----------------------|--|-----|----------|

Environmental Product Compliance

Compliance Search


| | | | |
|--|--|-----|----------|
| Environmental Product Compliance 221-613 COMPACT Splicing Connector; for all conductor types; max. 6 mm ² ; 3-conductor; with levers; transparent housing; Surrounding air temperature: max 85°C (T85); 6,00 mm ² ; transparent | | URL | Download |
|--|--|-----|----------|

Installation Notes


Subject to changes. Please also observe the further product documentation!

WAGO Kontakttechnik GmbH & Co. KG
Hansastr. 27
32423 Minden
Phone: +49571 887-0 | Fax: +49571 887-169
Email: info.de@wago.com | Web: www.wago.com

Do you have any questions about our products?
We are always happy to take your call at +49 (571) 887-44222.




Termination: Lift the lever to open the clamping unit and insert a stripped conductor.




Then, lower the lever to close the clamp.


Application



Wiring fine-stranded conductors in junction boxes.



Custom low-voltage lighting system



Lighting distribution in a ceiling canopy



Pendant light connection in a suspended ceiling

Subject to changes. Please also observe the further product documentation!

Data sheet | Item number: 221-613

www.wago.com/221-613



COMPACT Splicing Connectors for All
Conductor Types (6 mm²), 221 Series

Subject to changes. Please also observe the further product documentation!

WAGO Kontakttechnik GmbH & Co. KG
Hansastr. 27
32423 Minden
Phone: +49571 887-0 | Fax: +49571 887-169
Email: info.de@wago.com | Web: www.wago.com

Do you have any questions about our products?
We are always happy to take your call at +49 (571) 887-44222.