

PRODUCT DATASHEET

ENDURA PRO FLOOD SENSOR 27W 840 IP55 WT

ENDURA® PRO FLOOD SENSOR | High efficiency wall sensor luminaires with wide beam angle in innovative optical design



Areas of application

- Outdoor
- Parking lots, city squares, parks
- Arcade passage

Product benefits

- Homogenous illumination
- Lighting according to requirements due to adjustable luminaire head
- Easy and quick installation

Product features

- 4 operating modes selectable (light 6h continuous on, standby, switch-on by movement or dusk)
- Adjustable luminaire head
- Type of protection: IP55
- Impact resistance: IK05
- Protection class: II



TECHNICAL DATA

Electrical data

Nominal wattage	27.00 W
Nominal voltage	220...240 V
Mains frequency	50...60 Hz
Nominal current	5000 mA
Inrush current	5 A
Inrush current time T _{h50}	50 µs
Max. no. of lum. on circuit break. B16 A	91
Max. no. of lum. on circuit break. C10 A	57
Max. no. of lum. on circuit break. C16 A	91
Power factor λ	≥0.90
Protection class	II
Operating mode	Mains voltage

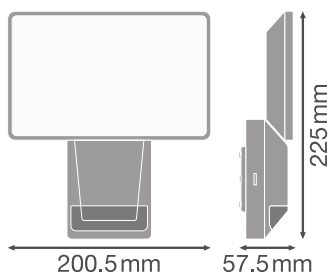
Photometrical data

Luminous flux	3000 lm
Luminous efficacy	50 lm/W
Color temperature	4000 K
Light color (designation)	Cool White
Color rendering index Ra	≥80
Standard deviation of color matching	≤6 sdcm
Photobiological safety group acc. to EN62778	RG1
Photobiological safety group acc. to EN62471	RG1
Beam angle	100 °

Dimensions & Weight

Length	201.00 mm
Width	56.00 mm
Height	225.00 mm
Product weight	480.00 g





Materials & Colors

Product color	White
Housing color	White
Body material	Polycarbonate (PC)
Cover material	Polycarbonate (PC)
Mercury content	0.0 mg

Application & Mounting

Ambient temperature range	-20...+40 °C
Temperature range at storage	-25...+70 °C
Type of connection	Terminal, 3-Pole (L, N, PE)
Type of protection	IP55
Protection class IK (shock resistance)	IK05
Dimmable	No
Mounting type	Surface
Mounting location	Wall
Application environment	Outdoor
LED module replaceable	Not replaceable
With light source	Yes

Lifespan

Lifespan L70/B50 at 25 °C	30000 h
Number of switching cycles	100000

Control gear

Output current	400...480 mA
----------------	--------------

Sensor






Type of sensor	Light / Motion
Sensor technology	Passive infrared (PIR)
Sensor detection angle	180 °
Sensor controlled switching time	2 s...15 min
Detection range of motion sensor	12 m
Detection threshold of daylight sensor	1...1000 lx

Certificates & Standards

Standards	CE / EAC / REACH / RoHS
-----------	-------------------------

DOWNLOAD DATA

DOWNLOAD DATA	
	User instruction
	Tender documents
	Declarations of conformity

LOGISTICAL DATA

Product code	Packaging unit (Pieces/Unit)	Dimensions (length x width x height)	Gross weight	Volume
4058075228832	Shipping box 4	280 mm x 219 mm x 251 mm	2823.00 g	15.39 dm³

The mentioned product code describes the smallest quantity unit which can be ordered. One shipping unit can contain one or more single products. When placing an order, for the quantity please enter single or multiples of a shipping unit.

DISCLAIMER

Subject to change without notice. Errors and omission excepted. Always make sure to use the most recent release.

