

## ID LCCB 100/230/200-700 DALI NFC FV1

Built-in non isolated adjustable power LED driver
Support DALI-2, Push Dimming
NFC control adjusts the current
Flicker free LED driver
Output current 200-700mA
Max. output power 100W
Constant lumen output(CLO)
For luminaries of protection class I
5-year warranty



### ELECTRICAL SPECIFICATIONS

Rated input voltage range:	220 ... 240 Vac				
Max. input voltage range:	198 ... 264 Vac				
DC voltage range :	220 ... 240 Vdc				
Max.DC voltage range :	176 ... 276 Vdc				
Rated frequency range:	0 / 50 / 60 Hz				
Max. input current:	0.52 A @ 230 Vac				
Total harmonic distortion (max.):	≤ 20 % at rated input voltage range @ full load				
Inrush current:	≤ 50 A at rated input voltage range @ full load				
MCB Loading Quantity:	Inrush current Ipeak: 32.4A			Inrush current Twidth: 88us	
	MCB Type:	B10	C10	B16	C16
	Qty (PCS)	16	16	26	26
Output current tolerance:	± 5 % at rated input voltage range				
No load output voltage:	≤ 250 Vdc				
Ripple output current:	≤ 5%				
Standby power consumption:	≤ 0.5W				
Output PST:	≤1 at full load @ rated input voltage				
Output SVM:	≤0.4 at full load @ rated input voltage				
Dimming:	Dimming mode:			DALI-2, Push Dimming	
	Dimming current range:			1%~100%	
Set output current:	NFC control adjusts the current; 200-700mA				
Default current:	700mA				
Withstand voltage:	I/P-FG: 1.5 kVac, < 5 mA 60 sec				
Mains surge immunity:	L-N 1kV,L-FG 2kV,N-FG 2kV				
Connection terminal type:	0° push in terminal				
Wire cross section:	Input and output wire: 0.5 - 1.5 mm <sup>2</sup>				
Wire stripping length:	8-9mm				
Protection rating:	IP 20				

Protection:	Over voltage protection: The output voltage is less than or equal to 250V
	Over power protection: The output power is less than or equal to 120W
	Short circuit protection: Hiccup mode. Protection device will trigger when short circuit and will auto recover after the fault mode is removed.

#### ELECTRICAL SPECIFICATIONS

Supplementary instruction:	<p>1.The luminaire manufacturer is responsible for measuring and verifying EMI compliance of the complete luminaire as the level of radio interference will vary depending on the luminaire construction. Especially primary and secondary cable lengths and their routing may have a significant effect on radio interference.</p> <p>2.Risk of LEDs glow in dim-off condition, please consult engineers to avoid this issue</p>
----------------------------	---

#### ENVIRONMENTAL SPECIFICATIONS

Operating temperature:	-25 to 55℃
Storage temperature:	-40 to 80℃
Working humidity:	10 % to 90 %
Store humidity:	5 % to 90 %
Driver lifetime:	at tc=75℃: 50,000 hrs; at tc=65℃: 100,000 hrs; @230Vac
Maximum Tc temperature:	85℃

#### PRODUCT SPECIFICATIONS

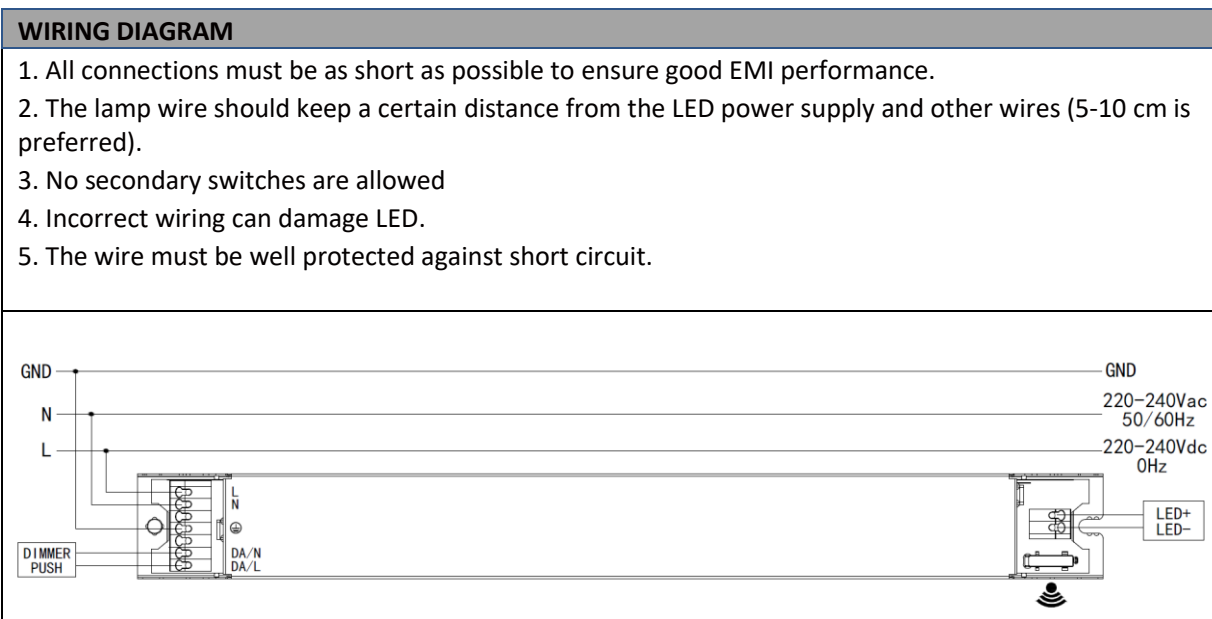
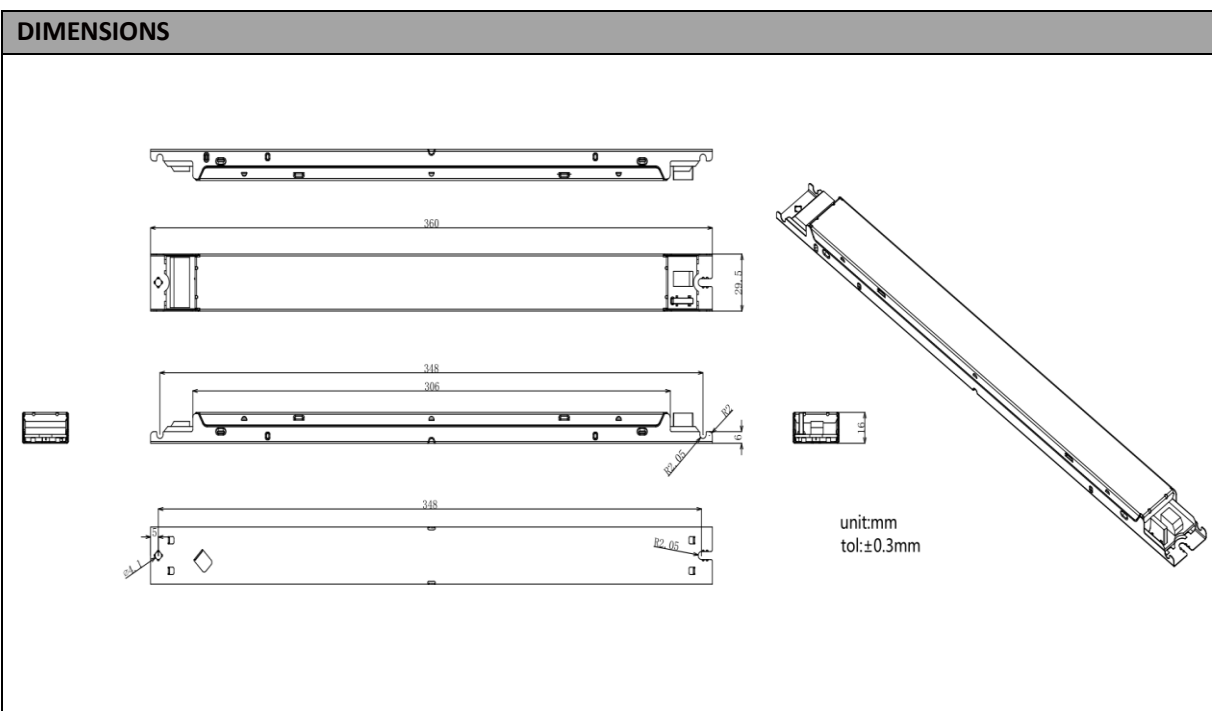
Model Number (Full Model)	Output Current	Input Voltage	Output Voltage	Efficiency @full load	Current Accuracy	Power Factor	Dimension L*W*H (mm)
ID LCCB 100/230/200-700 DALI NFC FV1	200-700mA	220-240Vac 220-240Vdc	50-220Vdc	92%	±5%	≥0.9	L360*W30*H16

#### SAFETY AND EMC COMPLIANCE

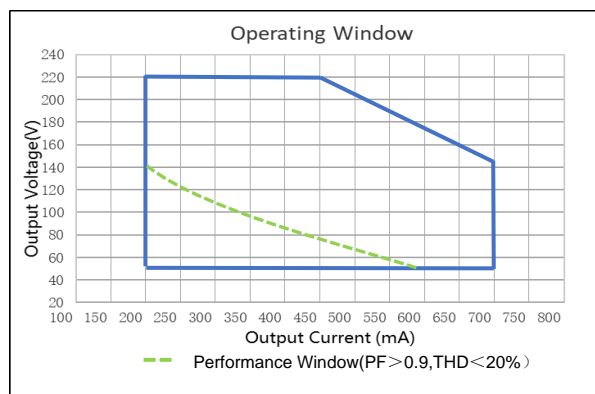
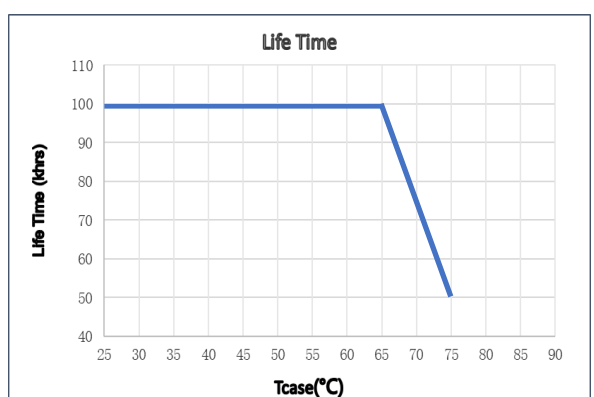
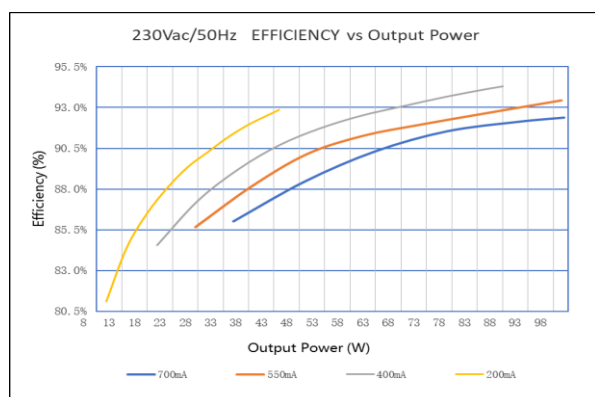
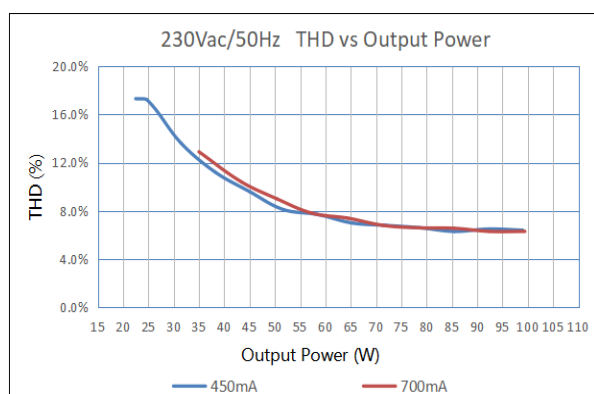
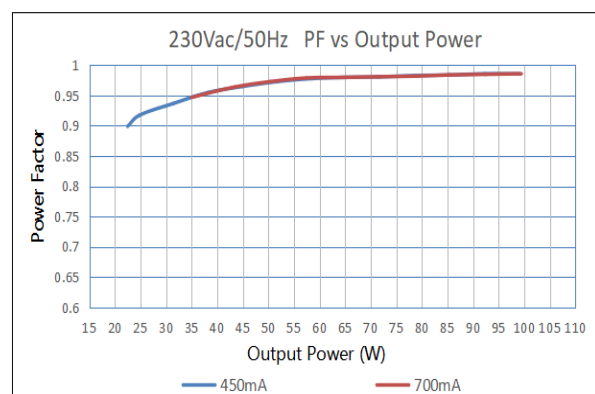
ENEC+ CE	EN61000-3-2:2019	CCC	/	SAA	/
	EN61000-3-3:2013		/		/
	EN 55015:2019/A11:2020		/		/
	EN61547:2009		/		/
	/		/		/
	/		/		/
	/		/		/
	/		/		/

PHYSICAL DIMENSIONS	
Length (L):	360 mm
Width (W):	30 mm
Height (H):	16 mm

PACKAGING	
0.196 kg / unit	50 pcs / carton
Carton size:	377 x 310 x 115mm
Carton weight:	11 kg



## TECHNICAL INFORMATION



It's important to set output current (AOC value) according to LEDs voltage, make sure the power is within 100W +5%

Example of AOC settings

V_LED (Vdc)	AOC_max	P_out (W)
220	454mA	100
200	500mA	100
180	555mA	100
142.9	700mA	100