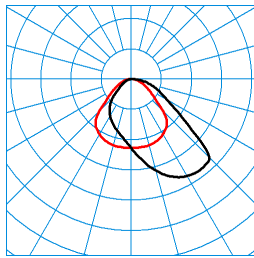
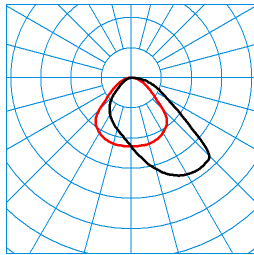

**Product features and key data**

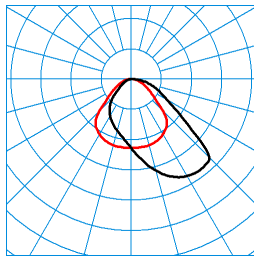
<b>Luminaire type</b>	Compact desktop luminaire with flat, round luminaire head, three adjustment joints and a base.		
<b>Mounting method</b>	Positioning		
<b>Luminaire optic</b>	With prismatic cover for optimal light distribution.		
<b>LED-System</b>	HCL channel 1	HCL channel 2	HCL MAX
<b>Connected load</b>	8,50 W	7,20 W	7,90 W
<b>Power factor</b>	0,90		
<b>Colour temperature</b>	2.700 K	6.300 K	4.000 K
<b>Rated luminous flux</b>	650 lm	650 lm	600 lm
<b>Luminous efficacy</b>	76 lm/W	90 lm/W	75 lm/W
<b>Interchangeability lightsource</b>	No - Electrical safety		
<b>Service life</b>	L80 (25 °C) = 50.000 h		
<b>Colour rendering index</b>	90		
<b>Colour tolerance</b>	3 SDCM		
<b>Photobiological class</b>	Group 0 - no risk		
<b>Luminaire colour</b>	RAL9005 Jet black		
<b>Luminaire body</b>	Luminaire body of die-cast aluminium.		
<b>Electrical version</b>	With electronic control gear unit, dimmable (integrated).		
<b>Connection method</b>	Mains plug		
<b>Dimming range</b>	1 - 100 %		
<b>Mains frequency</b>	50/60 Hz		
<b>Mains voltage</b>	220 - 240 V		
<b>Ingress Protection (IP) rating</b>	IP20		
<b>Protection class</b>	II		
<b>Impact resistance (IK)</b>	IK02		
<b>Hot wire resistance</b>	650 °C		
<b>Ambient temperature</b>	25 °C		
<b>Max. Luminaires B10</b>	10		
<b>Max. Luminaires B16</b>	16		
<b>Max. Luminaires C10</b>	16		
<b>Max. Luminaires C16</b>	25		
<b>Net length</b>	190 mm		
<b>Net width</b>	190 mm		
<b>Net height</b>	726 mm		
<b>Weight</b>	2,8 kg		

**light distribution curve**


**Cultega Act T COM PAW 600 05(ACDWW)**  
**TX280843** ■ C0 - C180 ■ C90 - C270  
 DIN 5040: A40  
 UTE: 1,00 D  
 CEN Flux Code: 54 85 97 100 100








**Cultega Act T COM PAW 600 05(ACDCW)**  
**TX280857** ■ C0 - C180 ■ C90 - C270  
 DIN 5040: A40  
 UTE: 1,00 D  
 CEN Flux Code: 54 85 97 100 100



**Cultega Act T COM PAW 600 05(ACDSU)**  
**TX280862** ■ C0 - C180 ■ C90 - C270  
 DIN 5040: A40  
 UTE: 1,00 D  
 CEN Flux Code: 54 85 97 100 100

**Available accessories**

Material	Description
 <b>Cultega T NT</b> 7856300	Power supply unit of the Cultega desktop luminaire. For replacement or exchange.
 <b>Cultega T FP 01</b> 7855700	Baseplate of the Cultega desktop luminaire. For replacement or exchange. Colour white.
 <b>Cultega T FP 05</b> 7855800	Baseplate of the Cultega desktop luminaire. For replacement or exchange. Colour black.
 <b>Cultega T KL 01</b> 7855900	Table clamp of the Cultega desktop luminaire. For replacement or exchange. Colour white.
 <b>Cultega T KL 05</b> 7856000	Table clamp of the Cultega desktop luminaire. For replacement or exchange. Colour black.

**Offer text**

Compact desktop luminaire with flat, round luminaire head, three adjustment joints and a base. Luminaire with Active equipment for controlling light colour via separate control unit. Luminaire with Active configuration for optional automatic control of light colour. The luminaire is controlled via the operating elements on the luminaire head. Suitable for lighting an area RF3 according to DIN 5035-8 with up to 500lx without additional lighting. In combination with general lighting (500lx), modified illuminance levels according to DIN EN 12464-1:2021 of up to 1000lx are achieved for office-specific visual tasks in RF3 area. With baseplate for setting up on a flat surface. The baseplate is fully lined with felt to protect the standing surface. The vertical joint on the luminaire base enables the luminaire head to be rotated by 120°. With prismatic cover for optimal light distribution. With direct asymmetric wide light distribution.. Glare evaluation according to UGR rating (EN 12464-1) < 16. The following information on luminaire luminous flux and power consumption of the system refer to operation of this luminaire with dynamic, settable light colour (HCL) in warm white light colour (2700 K) operating mode. Luminaire luminous flux 650 lm, connected load 8,50 W, luminous efficiency of luminaire 76 lm/W. Light colour variable (warm white - daylight white), correlated colour temperature (CCT) variable (2700 K - 6000 K), general colour rendering index (CRI) R<sub>a</sub> > 90. Colour locus tolerance (initial MacAdam) ≤ 3 SDCM, Mean rated service life L80(t<sub>a</sub> 25 °C) = 50,000 h. Luminaire body of die-cast aluminium. Surface fine-textured powder-coated, colour black. (RAL 9005). Baseplate dimensions: Ø 190 mm x 10 mm. Dimensions of luminaire head Ø 134 mm x 23 mm, Luminaire height (continuously adjustable) 390 mm - 715 mm. Weight: 2,8 kg. Safety class (EN 61140): II, protection rating (DIN EN 60529): IP20, impact resistance level in accordance with IEC 62262: IK02, testing temperature of wire glow test in accordance with IEC 60695-2-11: 650 °C. The power adapter (Euro plug type C, EN 50075) is equipped with a connection cable and coupling for connection to the luminaire cable. The cable routing is completely within the luminaire body, the connection cable is safely implemented via a plastic clamping device. The connection cable (1500 mm) at the rear is connected to the connection cable of the

power supply unit (1500 mm) by means of a plug connection. The total cable length of the connection is 3000 mm. With electronic control gear unit, dimmable (integrated). The control gear unit is replaceable in accordance with the ecodesign requirements (VO (EU) 2019/2020). With integrated control gear unit for daytime dependent and seasonally dependent control of the light colour (circadian control). Operation via 2 buttons (On/Off/brightness/light colour/HCL curve). With status LED to indicate the operating mode. The luminaire complies with the fundamental requirements of applicable EU regulations and product safety legislation and bears the CE symbol.

The power adapter, baseplate or clamping device are included in the scope of supply. These components are available for exchange or replacement.

**EPREL ID**

D: 87200007