

The trusted value of OSRAM Digital Systems continues with Inventronics Global – where experience meets innovation.

OT FIT 75 /220-240/24 PC

CV Power supplies 24V with PC



Product family features

- 24 V constant output voltage
- SELV
- Wide Ta range -20 – +50 °C
- Lifetime 50 000 h at tc max
- Dimming range: 3...100 % luminous flux
- Recommended to Use Trailing Edge dimmer

Product family benefits

- IP rating: IP20
- High efficiency
- Very stable output power
- High electrical reversible short-circuit, overload, overtemperature protection
- Independent installation possible

Areas of application

- Suitable for luminaires of protection classes I and II
- Hospitality – decorative lighting, night light
- Restaurants – decorative lighting
- Shops – decorative lighting, shelf lighting
- Residential – cove lighting, under cabinet lighting

Technical data

Electrical data

Nominal input voltage	220...240 V
Mains frequency	50/60 HZ Hz
Input voltage AC	198...264 V
Total harmonic distortion	< 15 %
Power factor λ	> 0.95
Efficiency in full-load	92 % ¹⁾
Device power loss	6.6 W ²⁾
Inrush current	< 50 A ³⁾
Max. ECG no. on circuit breaker 10 A (B)	6
Max. ECG no. on circuit breaker 16 A (B)	12
Surge capability (L/N-Ground)	2 kV
Surge capability (L-N)	1 kV
Nominal output voltage	24.2 V
Output ripple current (100 Hz)	5 %
Output PSTLM	<1
Output SVM	<0.4
Nominal output power	24.2...75.8 W
Maximum output power	75.8 W ⁴⁾
Galvanic isolation	SELV

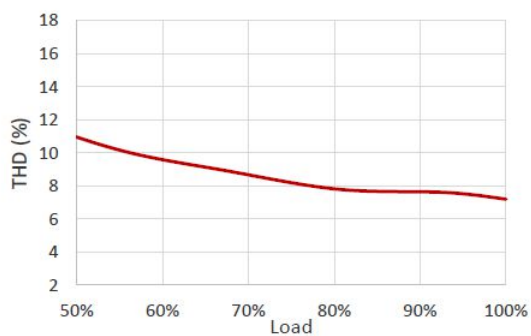
1) at 230 V, 50 Hz

2) At Full load, 230 V, 50 Hz

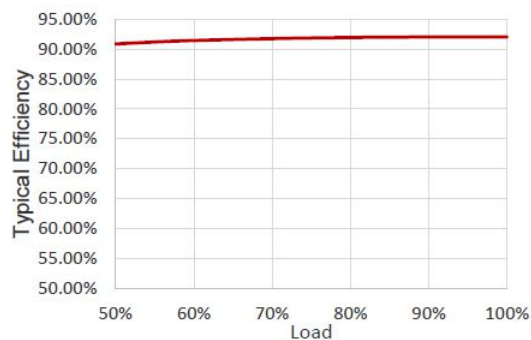
3) $t_{\text{width}} = 250 \mu\text{s}$ (measured at 50 % I_{peak})

4) at steady state

Typical THD v Load



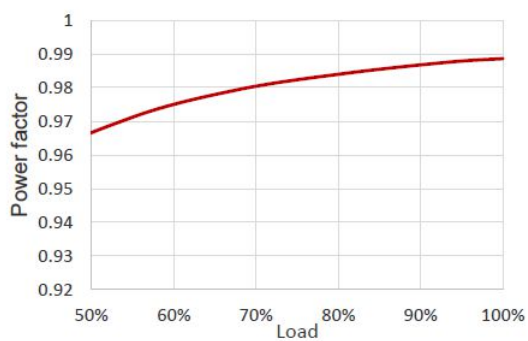
Typical Efficiency v Load 230 V 50 Hz



OT FIT 75 220-240 24 PC Typical THD vs Load

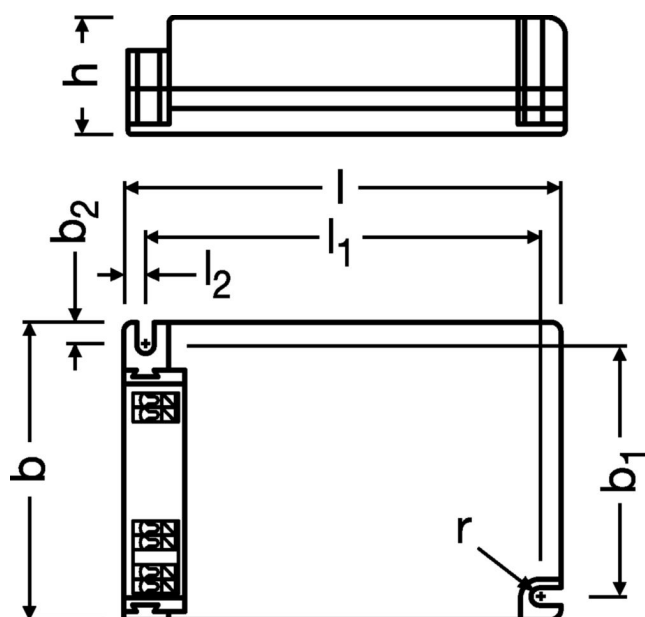
OT FIT 75 220-240 24 PC Typical Efficiency vs. Load

Typical Efficiency v Load 230 V 50 Hz



OT FIT 75 220-240 24 PC Typical Power Factor vs. Load

Dimensions & weight



Length	110.0 mm
Width	76.0 mm
Height	30.0 mm
Mounting hole spacing, length	99.0 mm
Mounting hole spacing, width	64.0 mm
Cable cross-section, input side	0.5...1.5 mm ²
Cable cross-section, output side	0.75...1.5 mm ²
Wire preparation length, input side	7...8 mm
Wire preparation length, output side	7...8 mm
Product weight	210.00 g

Colors & materials

Casing material	Plastic
-----------------	---------

Temperatures & operating conditions

Ambient temperature range	-20...+45 °C
Maximum temperature at tc test point	80 °C
Max.housing temperature in case of fault	110 °C
Temperature range at storage	-20...80 °C
Permitted rel. humidity during operation	5...85 % ¹⁾

1) Maximum 56 days/year at 85 %

Lifespan

ECG lifetime	50000 h
--------------	---------

Capabilities

Dimmable	Yes
Dimming interface	Phase Cut
Dimming range	3...100 %
Dimming method	PWM
Max. cable length to lamp/LED module	10 m ¹⁾
Suitable for fixtures with prot. class	I
Type of connection, input side	Terminal
Type of connection, output side	Terminal
Number of channels	1
Overheating protection	Yes
Overload protection	Yes
Short-circuit protection	Yes
Intended for no-load operation	No
No-load proof	Yes

1) Output wires must be routed as close as possible to each other

Programming

Tuner4TRONIC	No
--------------	----

Certificates & standards

Approval marks – approval	CE / ENEC / CCC / RCM / UKCA / EAC / SELV / CB
Standards	EN 55015 / EN 60598-1 / EN 61347-1 / EN 61347-2-13 / EN 61547 / EN 62384 / CISPR 15/EN 55015
Type of protection	IP20

Logistical data

Commodity code	85044083900
----------------	-------------

Environmental information

Information according Art. 33 of EU Regulation (EC) 1907/2006 (REACH)	
Date of Declaration	14-03-2025
Primary Article Identifier	4062172237413 6977770438484
Declaration No. in SCIP database	In work
SCIP_STATUS	In work
SCIP_ID	

Ecodesign regulation information:

Intended for use with LED modules.

The forward voltage of the LED light source shall be within the defined operating window of the control gear in all operating conditions including dimming if applicable.

Separate control gear and light sources must be disposed of at certified disposal companies in accordance with Directive 2012/19/EU (WEEE) in the EU and with Waste Electrical and Electronic Equipment (WEEE) Regulations 2013 in the UK. For this purpose, collection points for recycling centres and take-back systems (CRSO) are available from retailers or private disposal companies, which accept separate control gear and light sources free of charge. In this way, raw materials are conserved and materials are recycled.

Download Data

File		
Certificates	PDF	▶ CB certificate OT FIT 24V PC
Certificates	PDF	▶ ENEC OT FIT 24V
Certificates	PDF	▶ CCC certificate OT FIT build in
Certificates	PDF	▶ CCC certificate of OT FIT 75W free-standing
Product Datasheet	PDF	▶ OT FIT 75 PC TDS 300924
Mandatory Publications	PDF	▶ OT FIT 24 PC 4281858 03 040225
Mandatory Publications	PDF	▶ OT constant current EAC DE PA01 B 34987 21 071221
Mandatory Publications	PDF	▶ OT FIT 24 PC UKDoC 4208755 01 240823
User instruction	PDF	▶ G15130049 UI_OT FIT 36_75_150_24 PC_8p_INV v2

Logistical Data

Product code	Product description	Packaging unit (Pieces/Unit)	Dimensions (length x width x height)	Volume	Gross weight
4062172237413	OT FIT 75 /220-240/24 PC	Shipping carton box 20 Pieces	395 x 237 x 99 mm	9.27 dm ³	231.85 g

The mentioned product code describes the smallest quantity unit which can be ordered. One shipping unit can contain one or more single products. When placing an order, for the quantity please enter single or multiples of a shipping unit

Accessories Optional

Product description	Accessory name	Accessory code
OT FIT 75 /220-240/24 PC	OT CABLE CLAMP A-STYLE	▶ 4052899089570
OT FIT 75 /220-240/24 PC	OT CABLE CLAMP A-STYLE	▶ 4050732499425
OT FIT 75 /220-240/24 PC	OT CABLE CLAMP A-STYLE	▶ 6977770432048

Disclaimer

Subject to change without notice. Errors and omission excepted. Always make sure to use the most recent release.