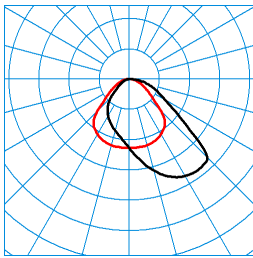


Product features and key data

Luminaire type	Compact desktop luminaire with flat, round luminaire head, three adjustment joints and a base.
Mounting method	Positioning
Luminaire optic	With prismatic cover for optimal light distribution.
Connected load	8,10 W
Power factor	0,90
Colour temperature	3.000 K
Rated luminous flux	700 lm
Luminous efficacy	86 lm/W
Interchangeability lightsource	No - Electrical safety
Service life	L80 (25 °C) = 50.000 h
Colour rendering index	90
Colour tolerance	3 SDCM
Photobiological class	Group 0 - no risk
Luminaire colour	RAL9016 Traffic white
Luminaire body	Luminaire body of die-cast aluminium.
Electrical version	With electronic control gear unit, dimmable (integrated).
Connection method	Mains plug
Dimming range	1 - 100 %
Mains frequency	50/60 Hz
Mains voltage	220 - 240 V
Ingress Protection (IP) rating	IP20
Protection class	II
Impact resistance (IK)	IK02
Hot wire resistance	650 °C
Ambient temperature	25 °C
Max. Luminaires B10	10
Max. Luminaires B16	16
Max. Luminaires C10	16
Max. Luminaires C16	25
Net length	190 mm
Net width	190 mm
Net height	726 mm
Weight	2,8 kg






light distribution curve



Cultega T COM PAW 600-930 01
TX280863 ■ C0 - C180
■ C90 - C270

DIN 5040: A40
 UTE: 1,00 D
 CEN Flux Code: 54 85 97 100 100

Available accessories

Material	Description
 Cultega T NT 7856300	Power supply unit of the Cultega desktop luminaire. For replacement or exchange.
 Cultega T FP 01 7855700	Baseplate of the Cultega desktop luminaire. For replacement or exchange. Colour white.
 Cultega T FP 05 7855800	Baseplate of the Cultega desktop luminaire. For replacement or exchange. Colour black.
 Cultega T KL 01 7855900	Table clamp of the Cultega desktop luminaire. For replacement or exchange. Colour white.
 Cultega T KL 05 7856000	Table clamp of the Cultega desktop luminaire. For replacement or exchange. Colour black.

Offer text

Compact desktop luminaire with flat, round luminaire head, three adjustment joints and a base. The luminaire is controlled via the operating elements on the luminaire head. Suitable for lighting an area RF3 according to DIN 5035-8 with up to 500lx without additional lighting. In combination with general lighting (500lx), modified illuminance levels according to DIN EN 12464-1:2021 of up to 1000lx are achieved for office-specific visual tasks in RF3 area. With baseplate for setting up on a flat surface. The baseplate is fully lined with felt to protect the standing surface. The vertical joint on the luminaire base enables the luminaire head to be rotated by 120°. With prismatic cover for optimal light distribution. With direct asymmetric wide light distribution.. Glare evaluation according to UGR rating (EN 12464-1) < 16. Luminaire luminous flux 700 lm, connected load 8,10 W, luminous efficiency of luminaire 86 lm/W. Light colour warm white, correlated colour temperature (CCT) 3000 K, general colour rendering index (CRI) $R_a > 90$. Colour locus tolerance (initial MacAdam) ≤ 3 SDCM, Mean rated service life $L80(t_a 25^\circ C) = 50,000$ h. Luminaire body of die-cast aluminium. Surface fine-textured powder-coated, colour white. (RAL 9016). Baseplate dimensions: $\varnothing 190$ mm x 10 mm. Dimensions of luminaire head $\varnothing 134$ mm x 23 mm, Luminaire height (continuously adjustable) 390 mm - 715 mm. Weight: 2,8 kg. Safety class (EN 61140): II, protection rating (DIN EN 60529): IP20, impact resistance level in accordance with IEC 62262: IK02, testing temperature of wire glow test in accordance with IEC 60695-2-11: 650 °C. The power adapter (Euro plug type C, EN 50075) is equipped with a connection cable and coupling for connection to the luminaire cable. The cable routing is completely within the luminaire body, the connection cable is safely implemented via a plastic clamping device. The connection cable (1500 mm) at the rear is connected to the connection cable of the power supply unit (1500 mm) by means of a plug connection. The total cable length of the connection is 3000 mm. With electronic control gear unit, dimmable (integrated). The control gear unit is replaceable in accordance with the ecodesign requirements (VO (EU) 2019/2020). Operation via 2 buttons (On/Off/brightness). The luminaire complies with the fundamental requirements of applicable EU regulations and product safety legislation and bears the CE symbol.

The power adapter, baseplate or clamping device are included in the scope of supply. These components are available for exchange or replacement.

EPREL ID

E: 87200077